



US00D733074S

(12) **United States Design Patent**
Kandler et al.

(10) **Patent No.:** **US D733,074 S**

(45) **Date of Patent:** **** *Jun. 30, 2015**

(54) **CASING FOR WIRELESS REMOTE CONTROL DEVICE**

D475,353 S * 6/2003 Flick D13/168
D496,913 S * 10/2004 To D13/168
D515,515 S * 2/2006 Li D13/168
D556,701 S * 12/2007 Nohara et al. D13/168
D557,111 S * 12/2007 Ydremark et al. D8/347

(71) Applicant: **Audi AG**, Ingolstadt (DE)

(Continued)

(72) Inventors: **Maximilian Kandler**, Munich (DE);
Joerg Wallner, Munich (DE)

FOREIGN PATENT DOCUMENTS

(73) Assignee: **AUDI AG**, Ingolstadt (DE)

EM 000076948 9/2003
EM 000216510-0001 8/2004

(*) Notice: This patent is subject to a terminal disclaimer.

(Continued)

(**) Term: **14 Years**

OTHER PUBLICATIONS

(21) Appl. No.: **29/478,800**

Known Audi Remote Control Device 2008-2009.

(Continued)

(22) Filed: **Jan. 8, 2014**

Primary Examiner — Selina Sikder

(30) **Foreign Application Priority Data**

(74) *Attorney, Agent, or Firm* — Abelman, Frayne & Schwab

Jul. 10, 2013 (EM) 002272211-0007

(51) **LOC (10) Cl.** **14-03**

(57) **CLAIM**

(52) **U.S. Cl.**

The ornamental design for a casing for wireless remote control device, as shown and described.

USPC **D13/168**

DESCRIPTION

(58) **Field of Classification Search**

USPC D13/168; D10/104.1, 106.1; D3/207,
D3/208; D8/347; 200/302.2, 341;
307/10.1; 341/176; 340/4.3, 4.42, 5.61,
340/5.64, 5.72, 12.22, 12.23, 12.24, 12.29,
340/12.3, 12.55, 13.2, 13.21, 13.24,
340/426.13; 700/17, 65, 83; 701/2
CPC .. B60R 2225/00; B60R 25/00; B60R 25/104;
G07C 9/00182; G07C 9/00944; G07C
9/00174; G07C 2009/00222; G07C 2209/163;
G08C 17/02; G08C 19/00

FIG. 1 is a top, front and right side perspective view of the casing for wireless remote control device, showing our new design;

FIG. 2 is a front, left side and bottom perspective view thereof;

FIG. 3 is a top plan view thereof;

FIG. 4 is a front elevational view thereof;

FIG. 5 is a left side elevational view thereof;

FIG. 6 is a rear elevational view thereof; and,

FIG. 7 is a bottom plan view thereof.

The uniform broken lines shown in the drawings illustrate portions of the casing for wireless remote control device that form no part of the claimed design.

In FIGS. 1-7, the stippled shading represents contrasting appearances.

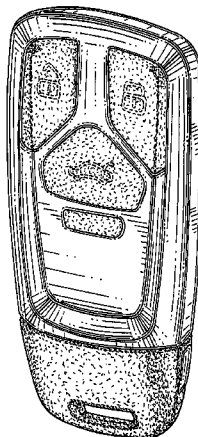
See application file for complete search history.

(56) **References Cited**

U.S. PATENT DOCUMENTS

D390,195 S * 2/1998 Chen D13/168
D441,524 S * 5/2001 Shimizu et al. D3/207
6,462,291 B1 * 10/2002 Sachs 200/302.2

1 Claim, 6 Drawing Sheets



(56)

References Cited

U.S. PATENT DOCUMENTS

D560,352	S *	1/2008	Cadiz et al.	D3/208
D590,780	S *	4/2009	Deboer et al.	D13/168
8,330,574	B2 *	12/2012	DiSalvo	340/5.72
8,400,773	B2 *	3/2013	Geldmacher	361/730
8,541,705	B2 *	9/2013	Dimig	200/302.2
8,598,983	B2 *	12/2013	Hattori	340/5.72
8,866,639	B2 *	10/2014	Kleindienst et al.	340/990
2004/0006707	A1 *	1/2004	Pretzlaff et al.	713/200
2006/0091997	A1 *	5/2006	Conner et al.	340/5.64
2007/0270013	A1 *	11/2007	Clark	439/346
2008/0122594	A1 *	5/2008	Brecht et al.	340/426.11
2008/0147304	A1 *	6/2008	Pai et al.	701/115
2010/0102927	A1 *	4/2010	Monig	340/5.64

FOREIGN PATENT DOCUMENTS

EM	000216510-0002	8/2004
EM	000394192-0001	8/2005

EM	000573001-0001	8/2006
EM	0000573001-0002	8/2006
EM	000593009-0001	9/2006
EM	000668447-0001	2/2007
EM	000750401-0001	6/2007
WO	DM/053398	9/2000
WO	DM/062691	8/2002
WO	DM/069107	2/2007
WO	DM/082287	10/2012
WO	DM/082307	10/2012

OTHER PUBLICATIONS

Known Audi Remote Control Device 2003.
 Peugeot Remote Control Device (d) Known i.e. before Jul. 10, 2013.

* cited by examiner

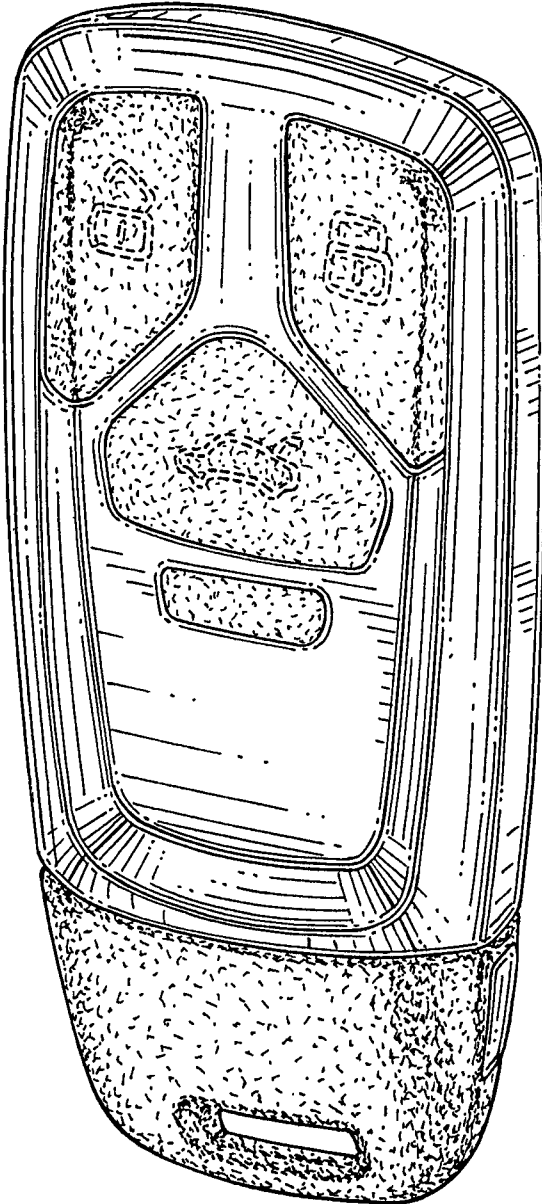


FIG. 1

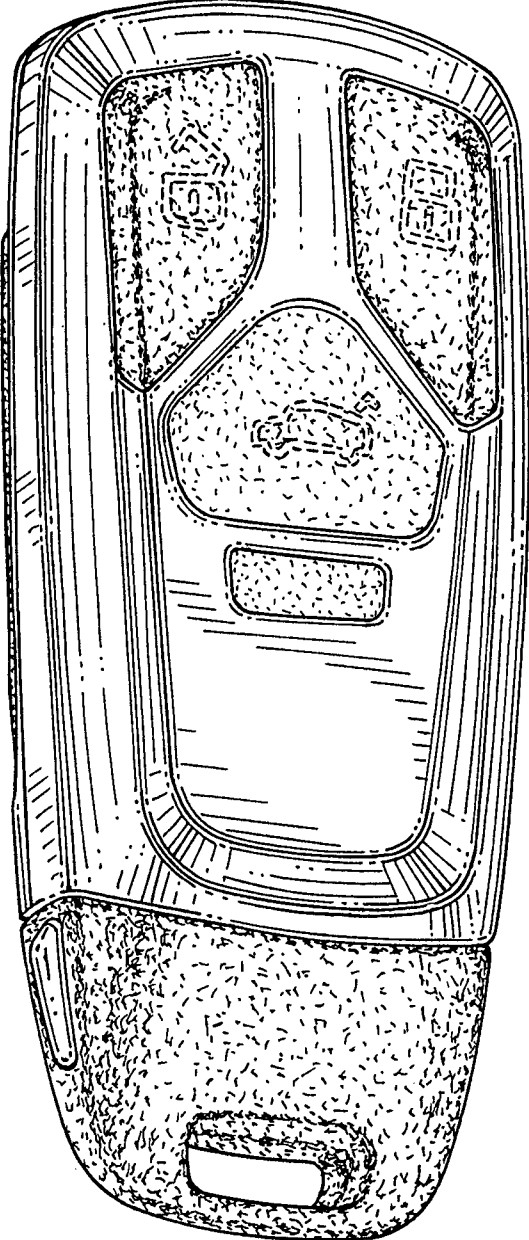


FIG. 2

FIG. 3

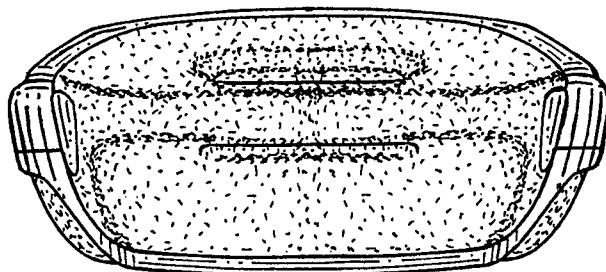
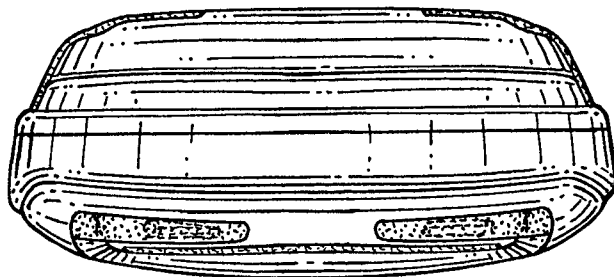


FIG. 7

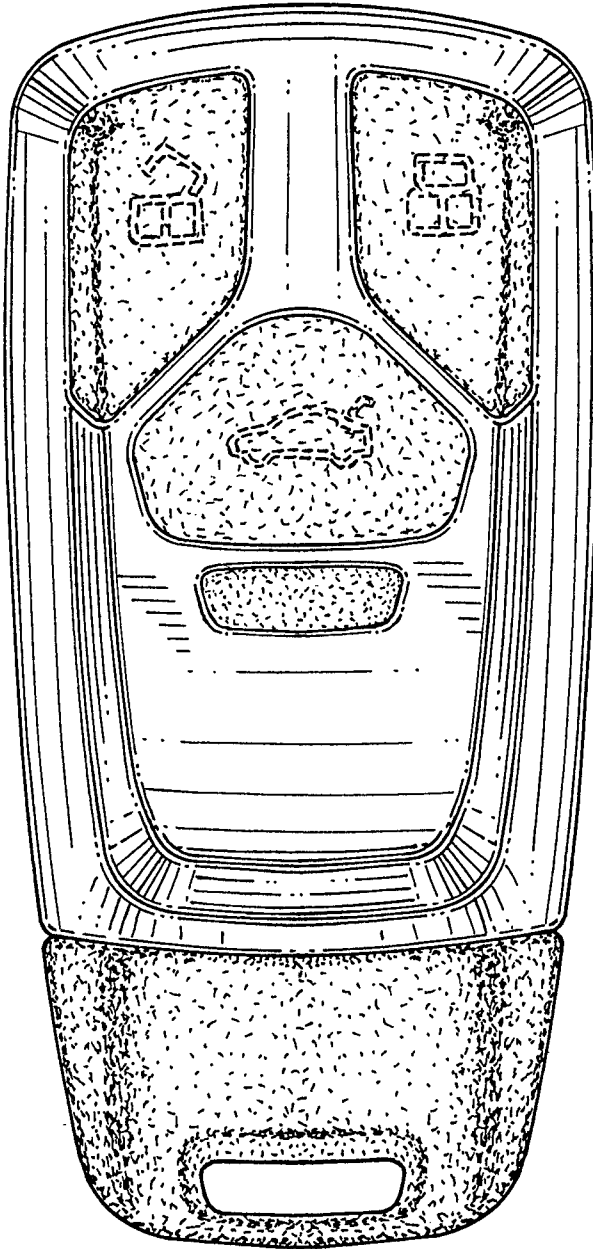


FIG. 4

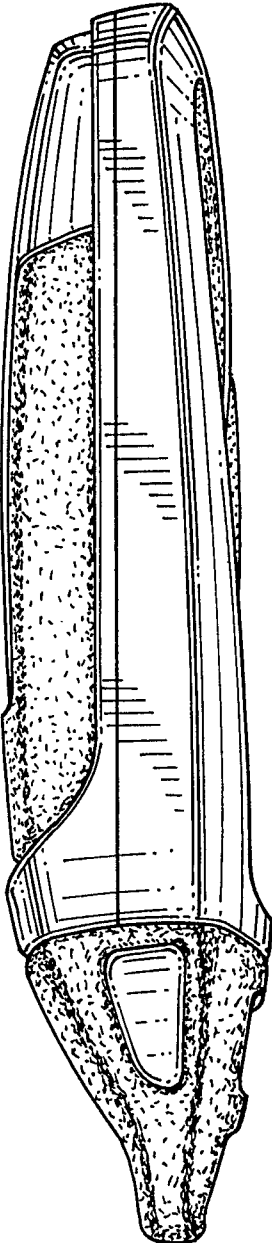


FIG. 5

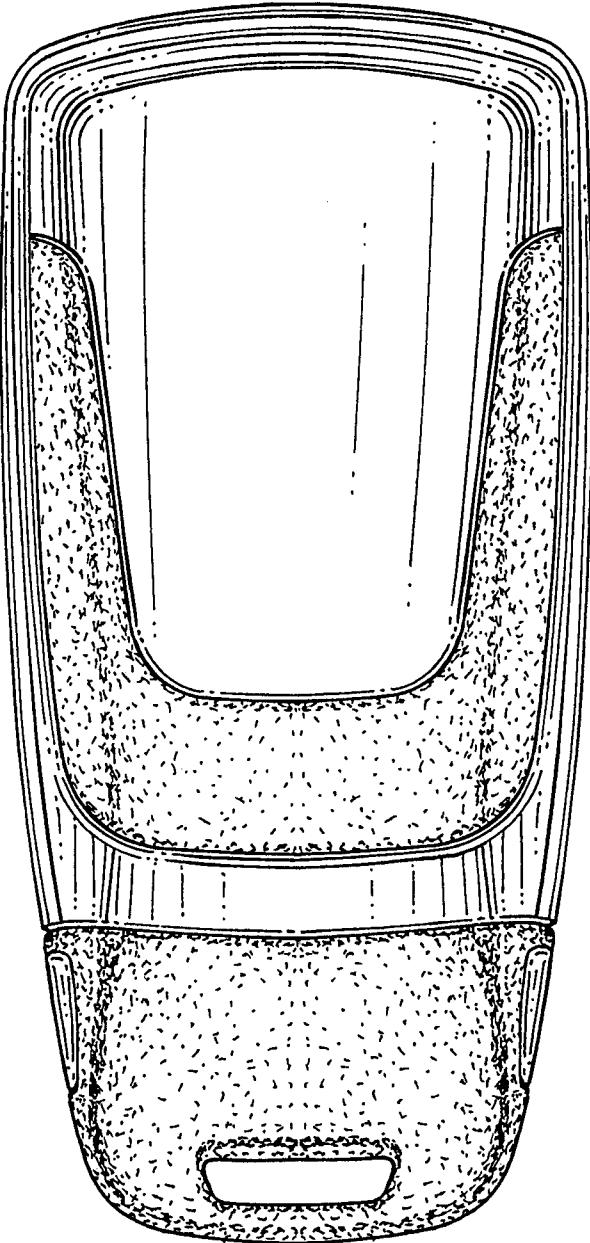


FIG. 6