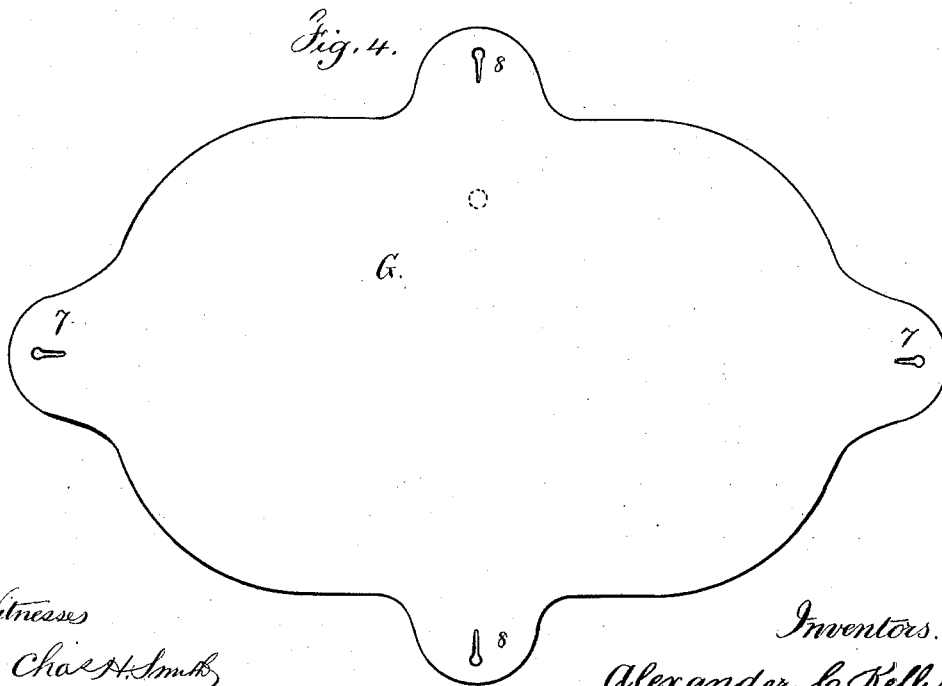
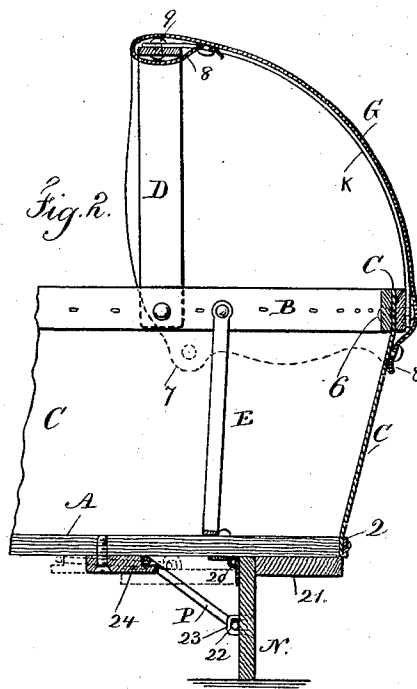
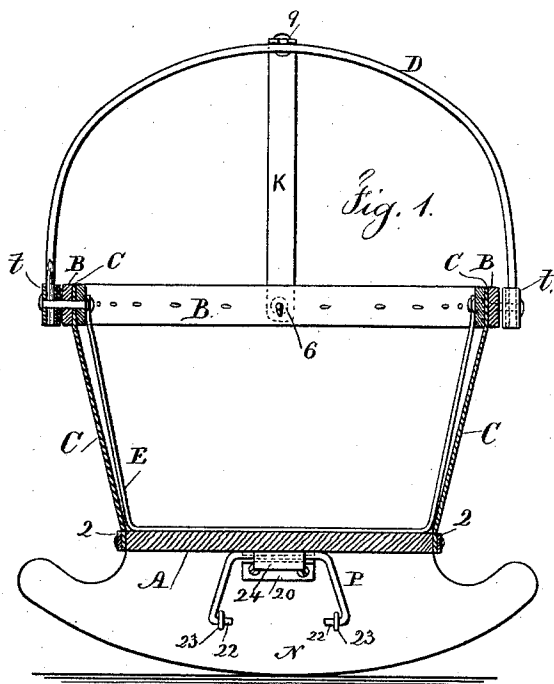


A. C. KELLY & A. M. FREEMAN.
FOLDING BASKET.

No. 385,633.

Patented July 3, 1888.



Witnesses

Chas H. Smith
William G. Mott

Inventors.

Alexander C. Kelly.
Augustus M. Freeman.
per Lemuel W. Ferrell. atty

(No Model.)

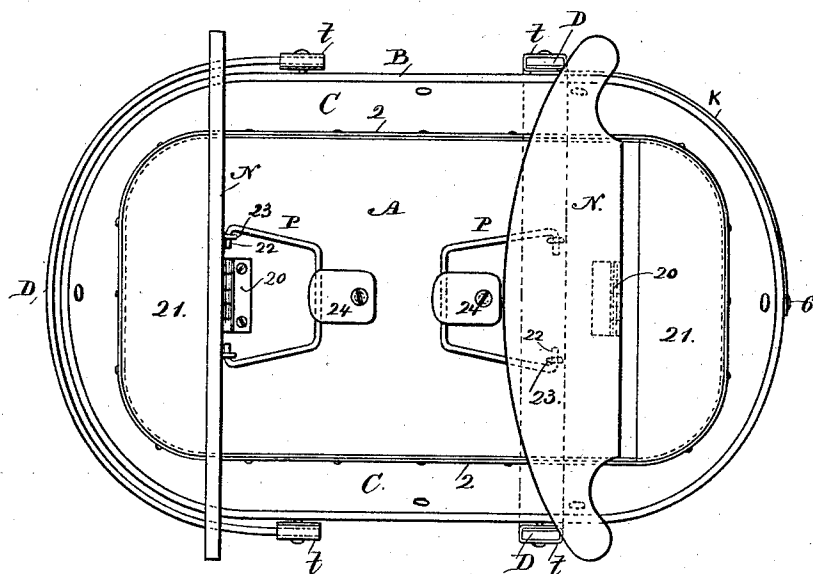
2 Sheets—Sheet 2.

A. C. KELLY & A. M. FREEMAN.
FOLDING BASKET.

No. 385,633.

Patented July 3, 1888.

Fig. 3.



Witnesses,

Chas H. Smith.
William G. Matt.

Inventors.

Alexander C. Kelly.
Augustus M. Freeman.

For Lemuel W. Terrell.

UNITED STATES PATENT OFFICE.

ALEXANDER C. KELLY AND AUGUSTUS M. FREEMAN, OF METUCHEN, NEW JERSEY, ASSIGNORS TO SAID ALEXANDER C. KELLY.

FOLDING BASKET.

SPECIFICATION forming part of Letters Patent No. 385,633, dated July 3, 1888.

Application filed February 23, 1887. Serial No. 228,460. (No model.)

To all whom it may concern:

Be it known that we, ALEXANDER C. KELLY and AUGUSTUS M. FREEMAN, of Metuchen, in the county of Middlesex and State of New Jersey, have invented an Improvement in Folding Baskets, of which the following is a specification.

In Letters Patent No. 319,088, granted June 2, 1885, to A. M. Freeman, a basket is represented of flexible material attached to a bottom board and to a frame or hoop, with handles for carrying such basket.

Our present invention relates to improvements upon the basket whereby it is rendered stronger and less liable to injury, and it is also adapted to use for a body of a cradle or for a child's carriage. It is a great convenience, especially in traveling, because the cradle or carriage can be folded up into a very small compass for transportation.

In the drawings, Figure 1 is a section transversely of the basket with rockers upon it to form a cradle. Fig. 2 is a longitudinal section of one end of the basket. Fig. 3 is a plan of the basket with one of the rockers turned aside, and Fig. 4 is a plan of the cover.

The bottom A is usually of wood of the desired size and shape, and the sides C of the basket are of flexible woven material—such as canvas—and the upper parts of the sides C are connected to the frame or rim B. In the aforesaid patent the flexible material is nailed upon the edges of the bottom A. We strengthen the connection at this point by a band of metal, 2, or other suitable material drawn tightly around the bottom A after the flexible material has been nailed thereto, and this band is fastened by nails or tacks passing through holes into the edges of the bottom A.

The rim or frame B is made double, and preferably of two thicknesses of wood bent up to shape, and the flexible sides C pass in between the two rims, so as to be securely fastened by tacks or nails passing through the two rims, and their points clinched.

The handles D are preferably of wood, and with large baskets especially they are exposed to considerable strain. We therefore wrap around each end of each handle a strip of thin sheet metal, *t*, drawing the same tightly and lapping the ends, so that the holes that are

bored for the pivot nails or pins pass through the three thicknesses of the metal, and also through the wood of the handle, thereby forming a very strong attachment at each end of each handle. These parts are represented in Figs. 1 and 3.

In order to make use of this basket for a cradle or child's carriage, one of the handles is supported in a nearly-vertical position to receive the hood or canopy. With this object in view we make use of a movable brace, K, pivoted at 6 to the frame B at one end of the basket, and the other end of this brace is formed as a hook, or with an open slot to engage the stud 9 upon the top part of one of the handles D. The stretchers E are pivoted to the frame or rim B and are similar to those set forth in the aforesaid patent; but the cover G, instead of being made as a bag for the reception of the basket, is made single and of the shape shown in Fig. 4, so that it can be buttoned upon the basket by the loops 7 7 and 8 8 and cover over the contents of the basket; or said cover G can be applied lengthwise over the handle D to form the hood over the cradle or child's carriage when the basket is used for a cradle or carriage.

It is to be understood that when this basket is made use of for a child's carriage the axles for the wheels are to be screwed upon the under side of the bottom A and are easily removed; but for a cradle it is preferable to attach the rockers in such a manner that they fold up under the bottom and are out of the way when used as a basket, but are capable of being easily unfolded to transform the basket into a cradle. With this object in view the rockers N are connected by hinges 20 to the bottom A, so that they can fold up flat against the under side of the bottom, and when unfolded the rockers are stopped against the projections 21 and are held by braces P in that position. These braces P are preferably made of heavy wire, with returned ends 22 passing into loops or eyes 23 upon the rockers, so that they can be sprung into place or disconnected with facility, and when the rockers are unfolded for use these braces P abut against stops or buttons 24 and hold the rockers vertically, or nearly so. When these buttons 24 are turned aside to release the braces, said braces

P and the rockers are folded flat against the under side of the bottom A, and they are held in position by the stops or buttons 24 being turned around over the middle portions of the
5 braces P and forming catches, so that the rockers will not drop down when the basket is being used for transporting any article.

These improvements are very convenient, especially for families traveling during the
10 summer, because the basket can be made sufficiently large for holding dirty clothes or garments and for transporting the same, because the movable cover can be buttoned down to place to retain the contents, or the basket can
15 be used as a cradle or for the body of a child's carriage, or it can be packed into a very small compass for transportation when required.

We do not claim folding rockers and jointed braces, nor baskets of flexible material or
20 double rims to the same.

We claim as our invention—

1. The combination, in a folding basket, of a rigid bottom, sides of flexible material, swinging handles, and a brace connected at one end

to the rim of the basket and having a hook at 25 the other end to connect with a stud upon the handle for holding the same up vertically, substantially as set forth.

2. The combination, with the rigid wooden bottom, the flexible sides, rim, and handles in 30 a folding basket, of a cover of flexible material having button holes or loops at the sides and ends for holding the same in place, the length of the cover being greater than the length of one of the handles, so that the cover 35 may be used to close the basket, or it may be passed over one of the handles to form a hood for transforming the basket into a cradle or child's carriage-body, substantially as set forth. 40

Signed by us this 18th day of February, 1887.

A. C. KELLY.

AUGUSTUS M. FREEMAN.

Witnesses:

GEO. T. PINCKNEY,

WILLIAM G. MOTT.