



US00D580057S

(12) **United States Design Patent**
Ramadani

(10) **Patent No.:** **US D580,057 S**

(45) **Date of Patent:** **** Nov. 4, 2008**

(54) **ORTHOPAEDIC IMPLANT**

(75) Inventor: **Florin Ramadani**, Wels (AT)

(73) Assignee: **Wright Medical Technology, Inc.**,
Arlington, TN (US)

(**) Term: **14 Years**

(21) Appl. No.: **29/274,631**

(22) Filed: **May 10, 2007**

(30) **Foreign Application Priority Data**

Nov. 10, 2006 (EP) 000619382

(51) **LOC (8) Cl.** **24-03**

(52) **U.S. Cl.** **D24/155**

(58) **Field of Classification Search** D24/155,
D24/156, 157; D15/143, 139, 136; D8/391-393,
D8/382, 354; 606/246, 247, 248, 249, 258,
606/267, 280, 70, 71, 283, 299, 166, 903,
606/905, 906, 286, 396; 446/113

See application file for complete search history.

(56) **References Cited**

U.S. PATENT DOCUMENTS

D469,532 S *	3/1984	Dawes	D15/143
4,573,458 A *	3/1986	Lower	606/280
6,096,040 A *	9/1989	Karas et al.	606/280
5,364,398 A *	11/1994	Chapman et al.	606/71
6,283,969 B1 *	5/1995	Pollock	606/280
5,853,413 A *	12/1998	Carter et al.	606/281
D469,533 S *	2/2000	Bonitz	D15/143
D458,374 S *	3/2001	Cohen	606/283

D469,875 S *	4/2001	Michelson	D24/155
7,137,987 B2 *	4/2002	Michelson	606/247
D443,060 S *	4/2003	Harkey et al.	606/286
D458,683 S *	11/2003	Assaker et al.	606/296
D463,558 S *	3/2005	Hearn	606/71
D470,588 S *	5/2006	Kay et al.	D24/155
D463,559 S *	8/2006	Huebner et al.	606/71
D480,141 S *	2/2007	Young et al.	D24/155

* cited by examiner

Primary Examiner—Charles A Rademaker

(74) *Attorney, Agent, or Firm*—Jean C. Edwards; Akerman Senterfitt

(57) **CLAIM**

The ornamental design for an orthopaedic implant, as shown and described.

DESCRIPTION

FIG. 1 is a perspective view of an orthopaedic implant showing my new design;

FIG. 2 is a left side elevation thereof;

FIG. 3 is a right side elevation thereof

FIG. 4 is a front elevation thereof;

FIG. 5 is a rear elevation thereof;

FIG. 6 is another front elevation of thereof is an alternate arrangement;

FIG. 7 is a rear elevation thereof; and,

FIG. 8 is another front elevation thereof in an extended and vertical arrangement.

1 Claim, 8 Drawing Sheets

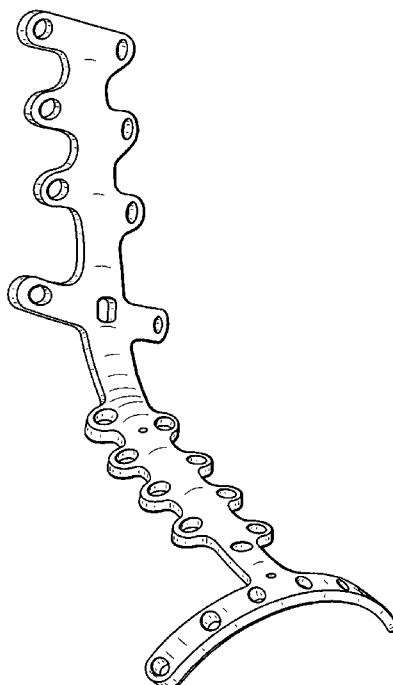


FIG. 1

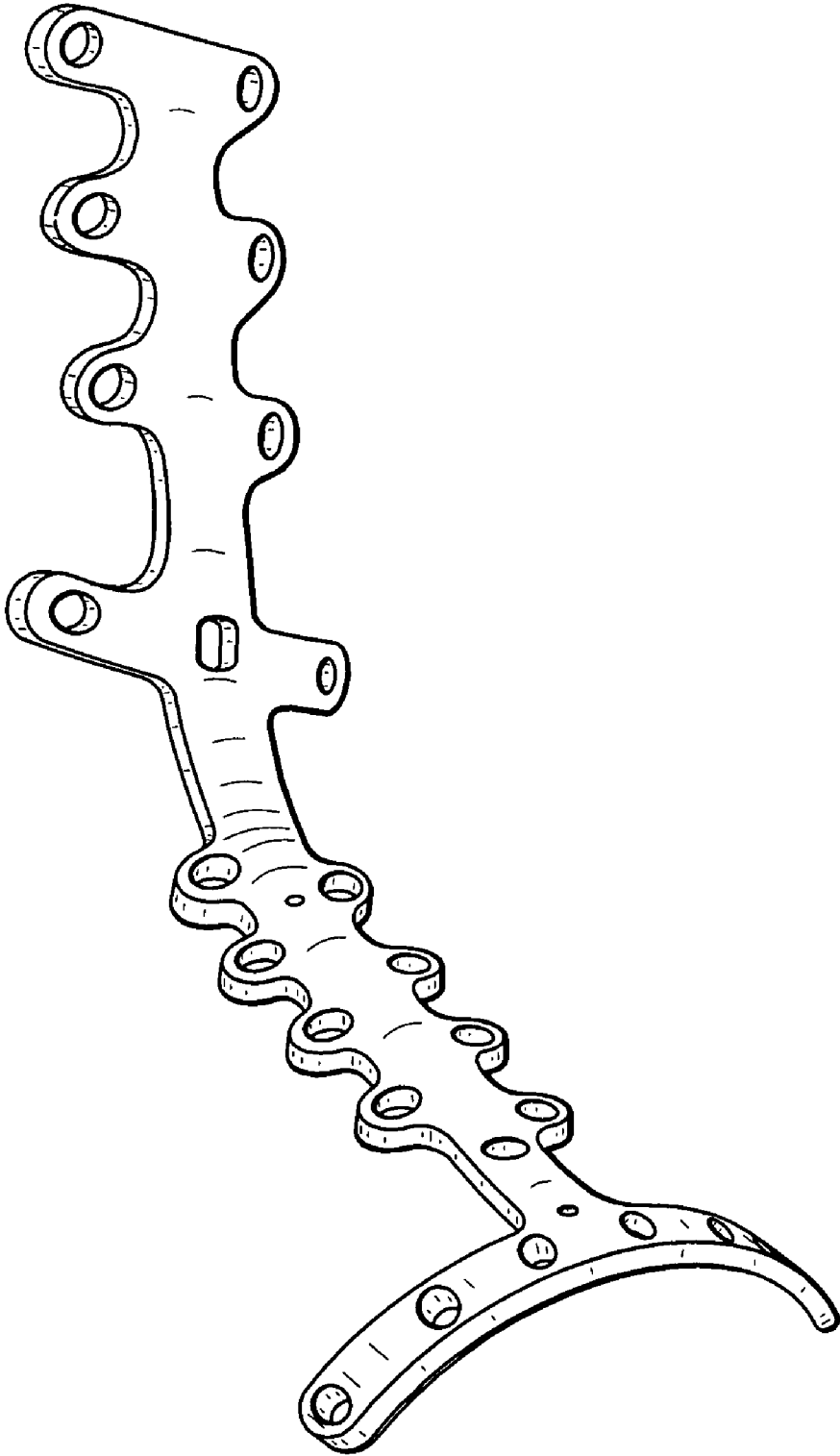


FIG. 2

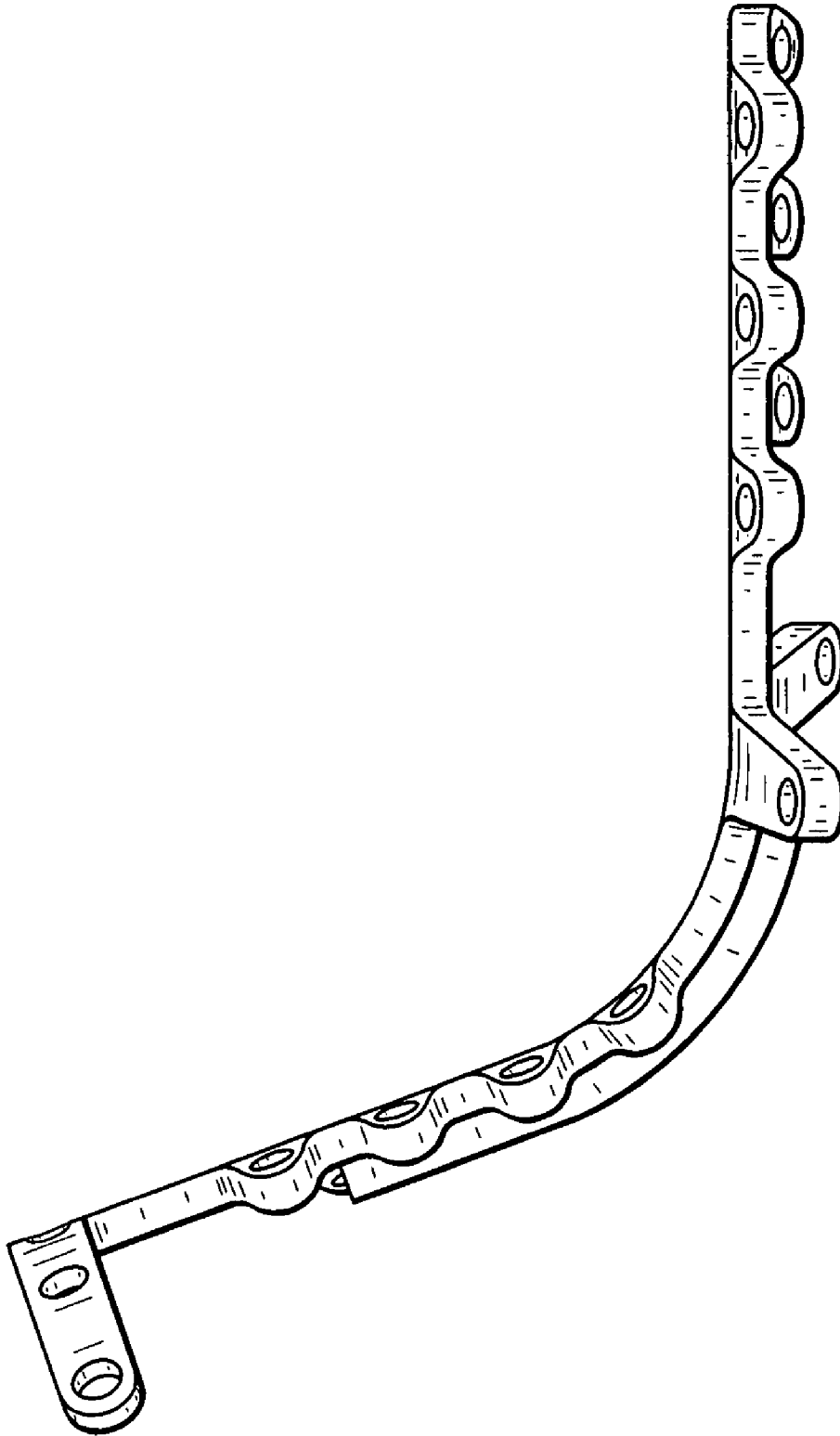


FIG. 3

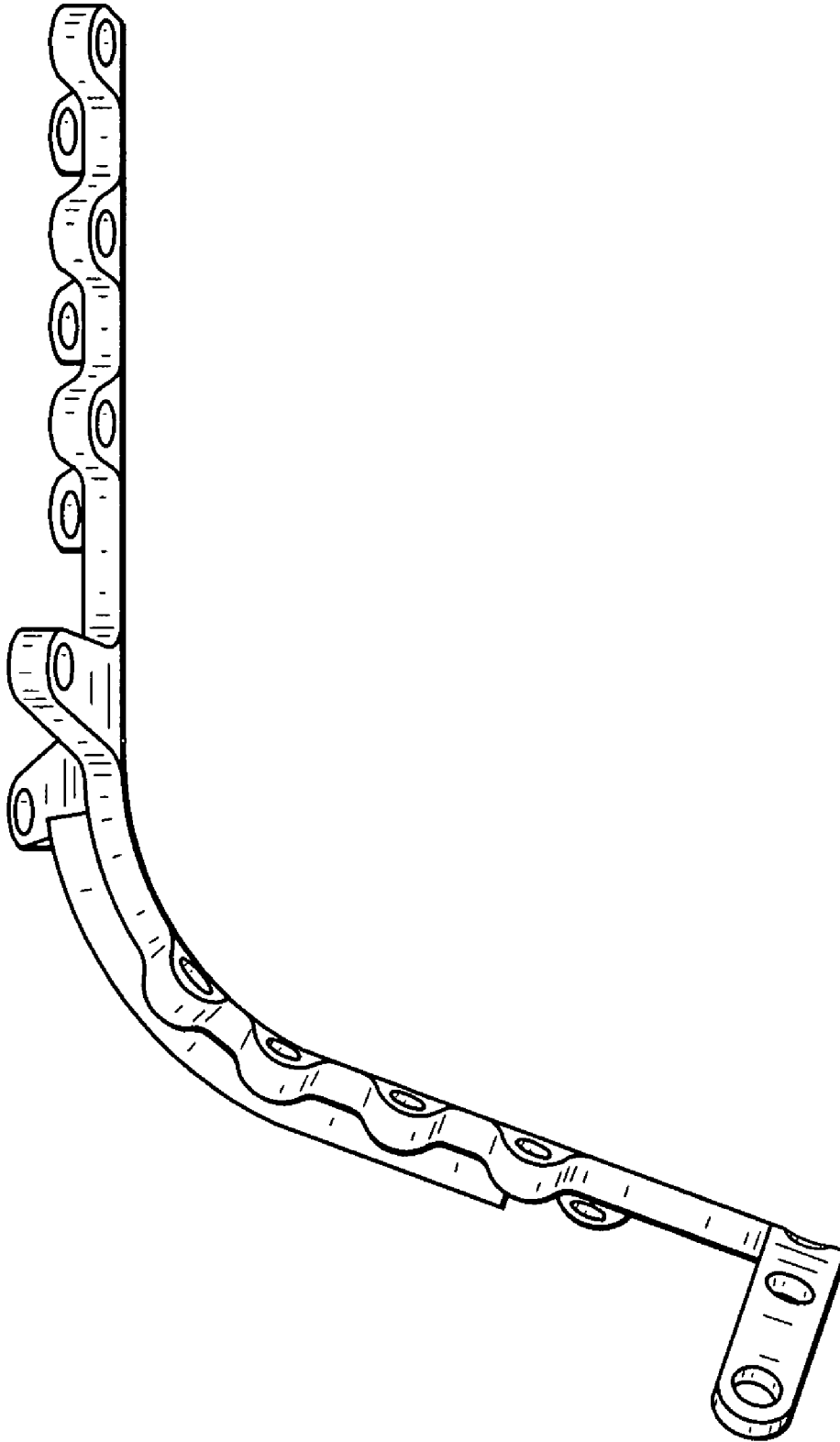


FIG. 4

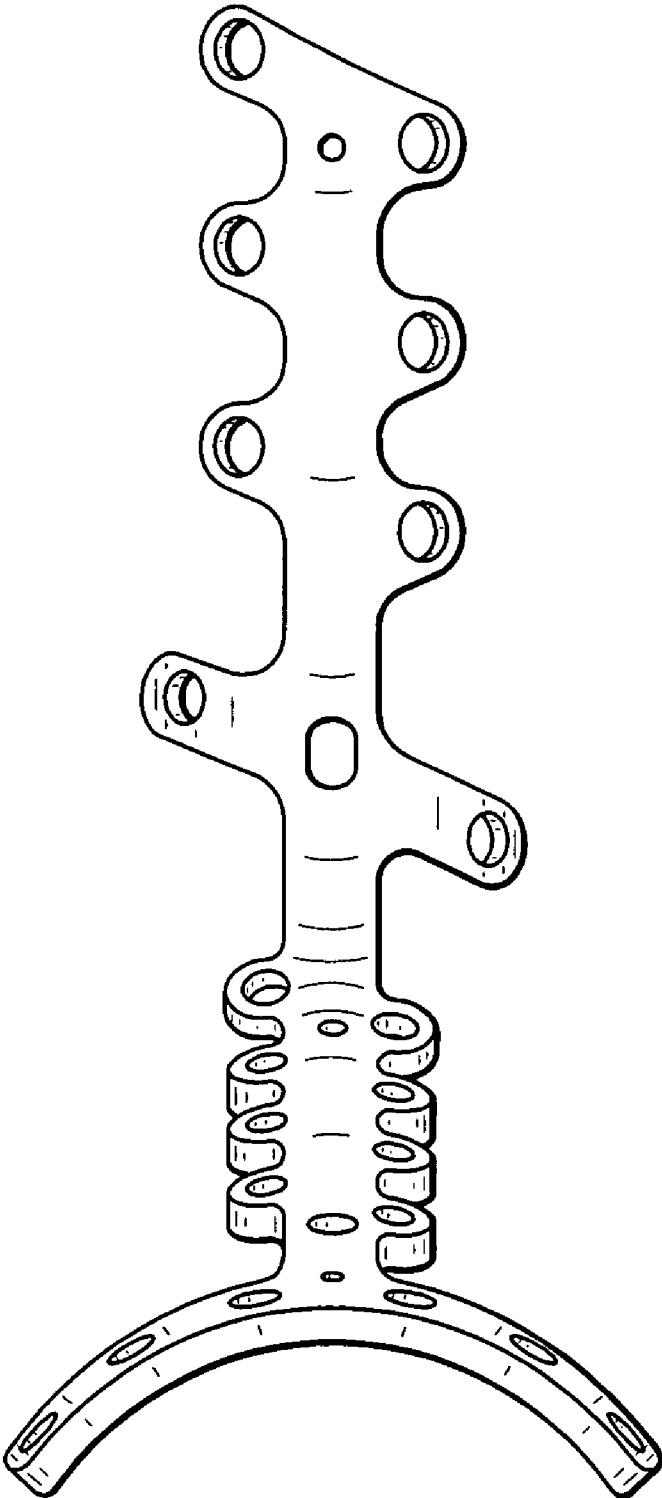


FIG. 5

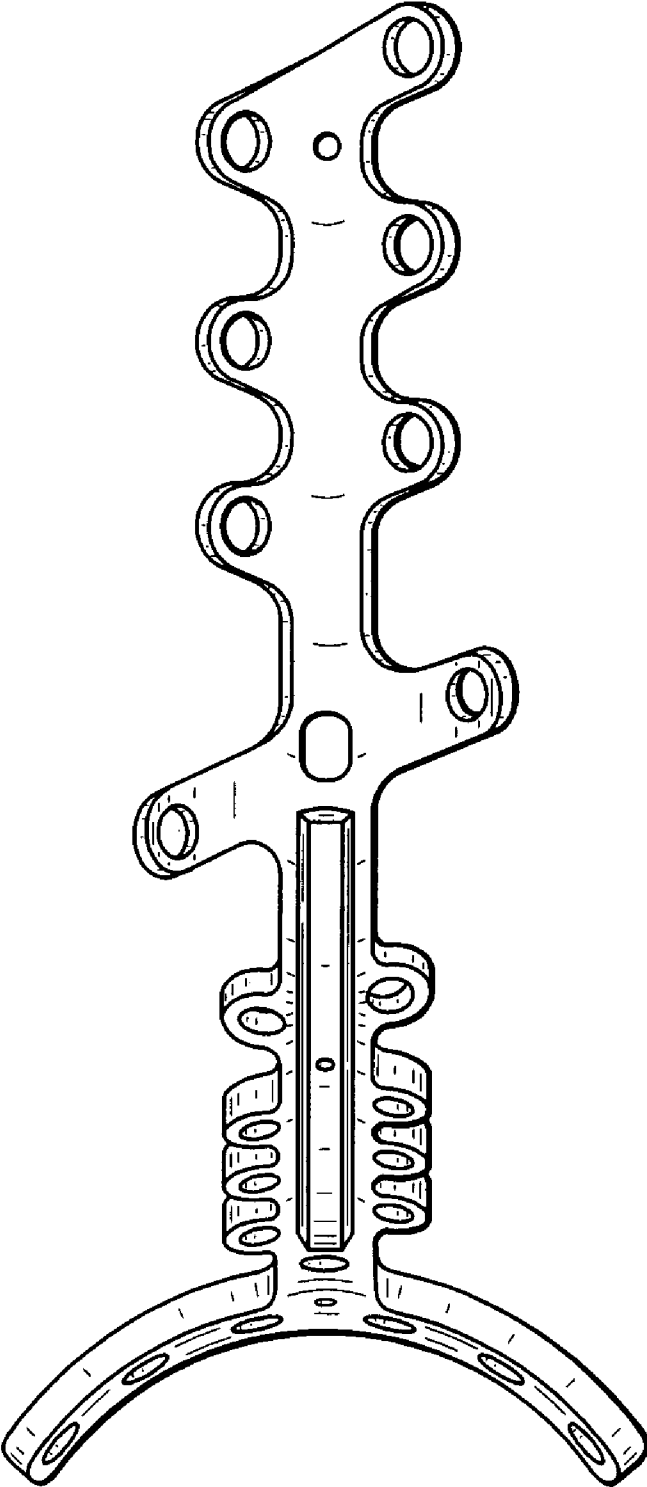


FIG. 6

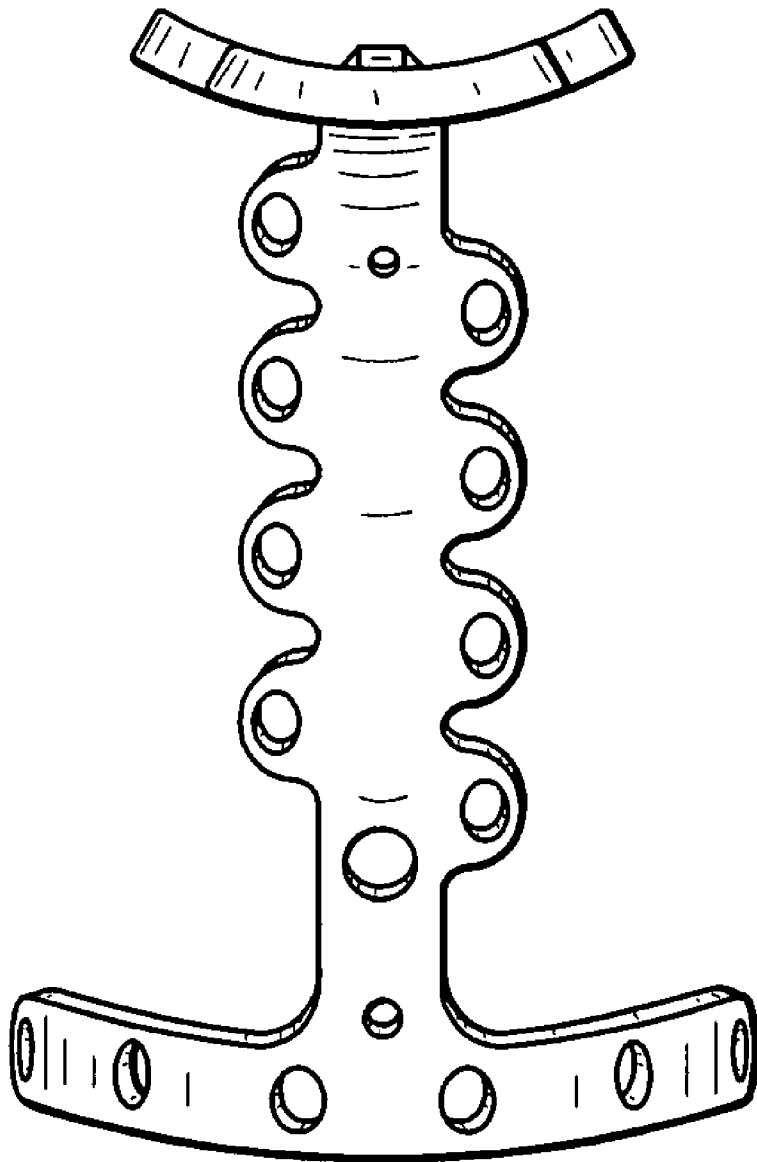


FIG. 7

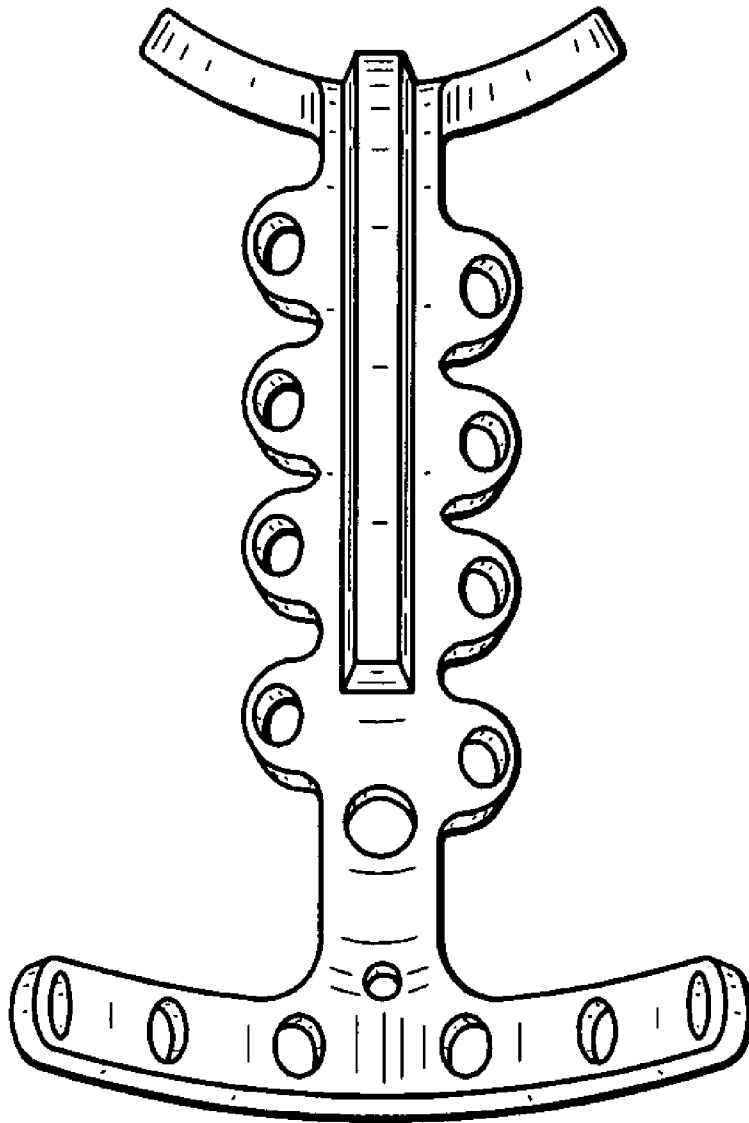


FIG. 8

