



US00D788313S

(12) **United States Design Patent**  
**Lawrie**

(10) **Patent No.:** **US D788,313 S**

(45) **Date of Patent:** **\*\* May 30, 2017**

- (54) **PORTABLE MASSAGE ROLLER**
- (71) Applicant: **Nathan Earl Lawrie**, Santa Barbara, CA (US)
- (72) Inventor: **Nathan Earl Lawrie**, Santa Barbara, CA (US)
- (\*\*) Term: **15 Years**
- (21) Appl. No.: **29/535,404**
- (22) Filed: **Aug. 6, 2015**
- (51) **LOC (10) Cl.** ..... **28-03**
- (52) **U.S. Cl.**  
USPC ..... **D24/211**
- (58) **Field of Classification Search**  
USPC ..... D24/200, 211, 212, 213, 214, 215;  
601/114, 120, 121, 124, 125, 130, 131,  
601/134, 135, 136, 137  
CPC ..... A61H 19/30; A61H 19/32; A61H 19/34;  
A61H 19/40; A61H 19/44; A61H 19/50;  
A61H 19/00; A61H 2201/0153; A61H  
2201/0207; A61H 2201/0263; A61H  
2201/0111; A61H 2201/1253; A61H  
2205/082; A61H 2205/085; A61H  
15/0085  
See application file for complete search history.

D660,450 S *	5/2012	Johnson	.....	D24/215
D670,817 S *	11/2012	Narevsky	.....	D24/211
D693,934 S *	11/2013	Lin	.....	D24/215
D713,050 S *	9/2014	Kao	.....	A61H 15/00 D24/211
9,005,146 B2 *	4/2015	Phillips	.....	A61H 15/0092 482/132
D737,456 S *	8/2015	McDonough	.....	D24/211
D749,233 S *	2/2016	Phillips	.....	A61H 15/0092 D24/211
D759,259 S *	6/2016	Phillips	.....	A61H 15/0092 D24/211

\* cited by examiner

*Primary Examiner* — Sandra Snapp

(74) *Attorney, Agent, or Firm* — Guy Cumberbatch

(56) **References Cited**

**U.S. PATENT DOCUMENTS**

D256,841 S *	9/1980	Corbett	.....	D24/211
4,648,387 A *	3/1987	Simmons	.....	A61H 15/0092 482/79
5,143,056 A *	9/1992	Yih-Jong	.....	A61H 15/00 601/118
D361,132 S *	8/1995	Lee	.....	D24/200
6,398,694 B1 *	6/2002	Bountourakis	.....	A63B 21/015 482/109
D643,540 S *	8/2011	Jian	.....	D24/211

(57) **CLAIM**

I claim the ornamental design for a portable massage roller, as shown and described.

**DESCRIPTION**

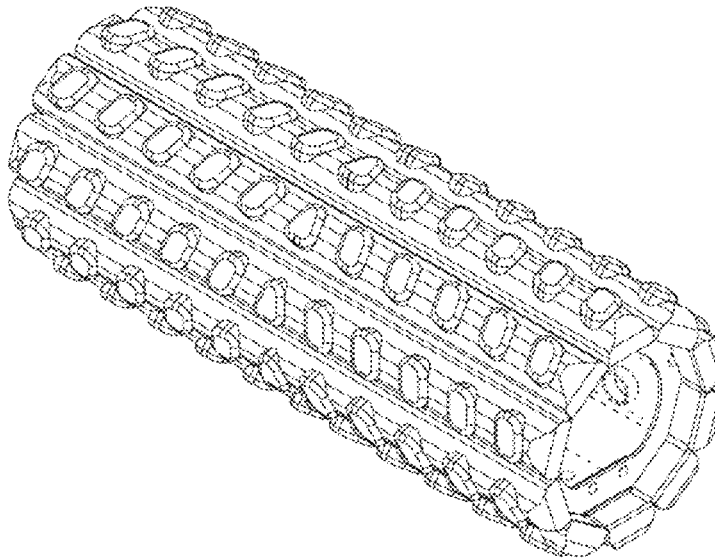
FIG. 1 is a perspective view of a portable massage roller of the present invention; those elements shown in broken line are for purpose of illustrating environment only and form no part of the claimed design;

FIG. 2 is a right side view of the portable massage roller, the left side view being identical to the right side view;

FIG. 3 is a front end view of the portable massage roller; those elements shown in broken line are for purpose of illustrating environment only and form no part of the claimed design; and,

FIG. 4 is a rear end view of the portable massage roller; those elements shown in broken line are for purpose of illustrating environment only and form no part of the claimed design.

**1 Claim, 2 Drawing Sheets**



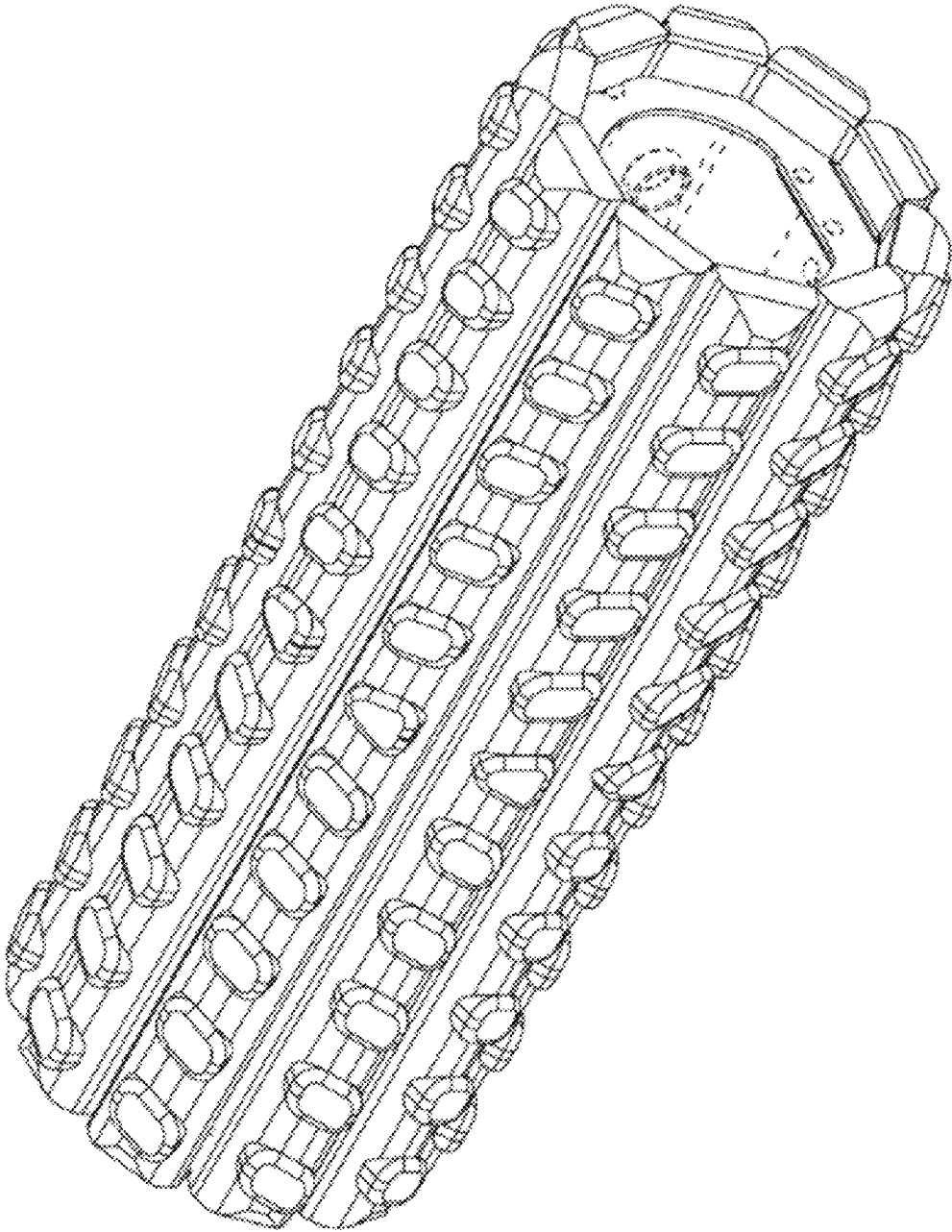


Fig. 1

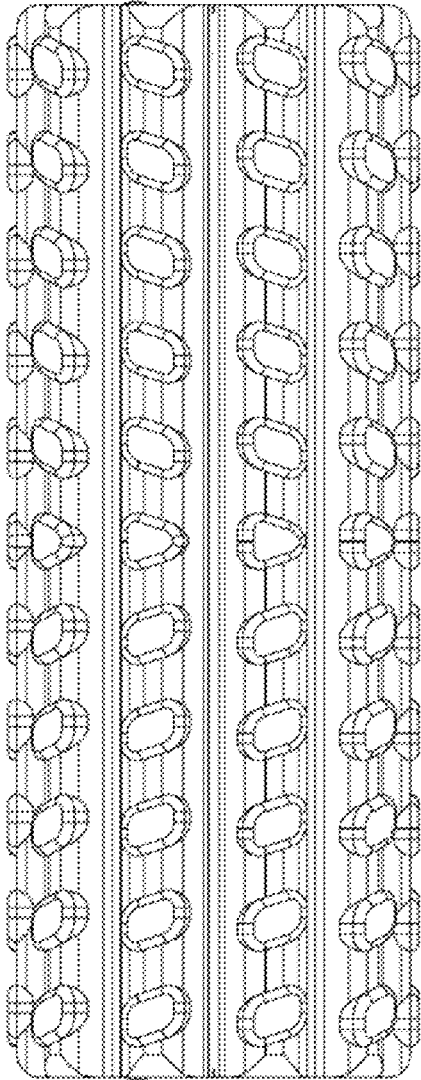


Fig. 2

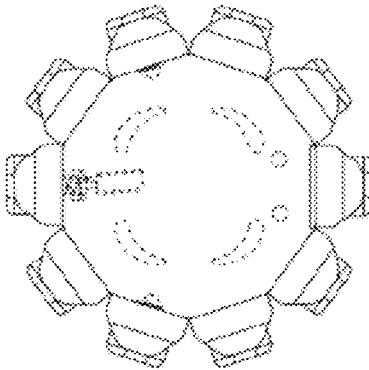


Fig. 3

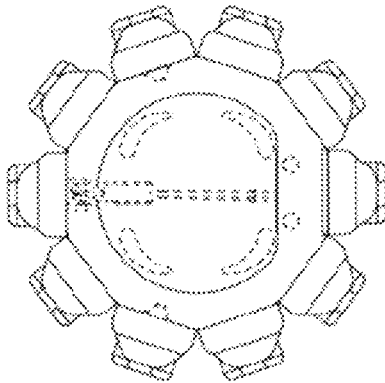


Fig. 4