



(51) International Patent Classification:

A61K 31/4178 (2006.01) C07D 233/54 (2006.01)

A61K 31/415 (2006.01)

(21) International Application Number:

PCT/US2018/024133

(22) International Filing Date:

23 March 2018 (23.03.2018)

(25) Filing Language:

English

(26) Publication Language:

English

(30) Priority Data:

62/475,451 23 March 2017 (23.03.2017) US

(71) Applicant: CLAVIUS PHARMACEUTICALS, LLC
[US/US]; 1209 Orange Street, Wilmington, DE 19801 (US).

(72) Inventor: SAWYER, J., Scott; 3 Marisa Court, Placitas,
NM (US).

(74) Agent: HAMILTON, Amy, E.; FAEGRE BAKER
DANIELS LLP, 300 North Meridian Street, Suite 2700, In-
dianapolis, IN 46204 (US).

(81) Designated States (unless otherwise indicated, for every
kind of national protection available): AE, AG, AL, AM,
AO, AT, AU, AZ, BA, BB, BG, BH, BN, BR, BW, BY, BZ,
CA, CH, CL, CN, CO, CR, CU, CZ, DE, DJ, DK, DM, DO,
DZ, EC, EE, EG, ES, FI, GB, GD, GE, GH, GM, GT, HN,
HR, HU, ID, IL, IN, IR, IS, JO, JP, KE, KG, KH, KN, KP,
KR, KW, KZ, LA, LC, LK, LR, LS, LU, LY, MA, MD, ME,
MG, MK, MN, MW, MX, MY, MZ, NA, NG, NI, NO, NZ,
OM, PA, PE, PG, PH, PL, PT, QA, RO, RS, RU, RW, SA,
SC, SD, SE, SG, SK, SL, SM, ST, SV, SY, TH, TJ, TM, TN,
TR, TT, TZ, UA, UG, US, UZ, VC, VN, ZA, ZM, ZW.

(84) Designated States (unless otherwise indicated, for every
kind of regional protection available): ARIPO (BW, GH,
GM, KE, LR, LS, MW, MZ, NA, RW, SD, SL, ST, SZ, TZ,
UG, ZM, ZW), Eurasian (AM, AZ, BY, KG, KZ, RU, TJ,
TM), European (AL, AT, BE, BG, CH, CY, CZ, DE, DK,
EE, ES, FI, FR, GB, GR, HR, HU, IE, IS, IT, LT, LU, LV,
MC, MK, MT, NL, NO, PL, PT, RO, RS, SE, SI, SK, SM,
TR), OAPI (BF, BJ, CF, CG, CI, CM, GA, GN, GQ, GW,
KM, ML, MR, NE, SN, TD, TG).

Published:

- with international search report (Art. 21(3))
- with amended claims (Art. 19(1))

(54) Title: TRI-SUBSTITUTED IMIDAZOLES FOR THE INHIBITION OF TGF BETA AND METHODS OF TREATMENT

(57) Abstract: Pharmaceutical compounds, their methods of manufacture, and methods of treatment of mammals with pharmaceutical compounds are provided.



WO 2019/005241 A1

TRI-SUBSTITUTED IMIDAZOLES FOR THE INHIBITION OF TGF BETA AND METHODS OF TREATMENT

FIELD OF THE DISCLOSURE

[0001] This disclosure relates to small molecular weight substituted imidazoles that inhibit the TGF- β signaling pathway. More specifically, this disclosure relates to methods of using said substituted imidazoles for the treatment of diseases related to the TGF- β signaling pathways including, but not limited to, atherosclerosis, Marfan syndrome, Loeys-Dietz syndrome, obesity, diabetes, multiple sclerosis, keratoconus, idiopathic pulmonary fibrosis, Alzheimer's Disease, chronic kidney disease, and scleroderma.

[0002] The compounds disclosed herein may be especially applicable to the treatment of various oncology indications, including, but not limited to, lung cancer, gastric cancer, myelodysplastic syndrome (MDS), melanoma, colon cancer, renal cancer, and preferably glioblastoma (GBM), pancreatic cancer, and hepatocellular carcinoma (HCC). These diseases may be treated in mammals, including domesticated quadrupeds and preferably humans. The compounds of the present disclosure may be active in inhibiting the kinase domains of the Type I receptors (ACVR1B, also known as ALK4, TGF β RI, also known as ALK5, BMPRIA, also known as ALK3, BMPRII, also known as ALK6, and ACVR1C, also known as ALK7) and/or the Type II receptors (ACVR2A, ACVR2B, BMPRII, and TGF β RII).

BACKGROUND

[0003] The TGF β signaling pathway is known to regulate a number of cellular processes involving growth, differentiation, development, migration, and apoptosis. TGF- β superfamily ligands, including TGF- β 1, TGF- β 2, and TGF- β 3, bind to various combinations of Type I and Type II receptors in overall hexameric complexes consisting of two identical ligands bound to a heterotetrameric receptor complex, ultimately resulting in the phosphorylation of the Type I receptor and subsequent phosphorylation and activation of SMAD2/SMAD3 intracellular signaling proteins. The cascade thus initiated results in further activation of downstream signaling elements ultimately activating a number of nuclear transduction proteins controlling transcription. The signaling pathway comprised of TGF- β /ALK5 combinations is especially important in oncology indications, and may be disrupted by blocking the key kinase domain of the ALK5 receptor.

[0004] Despite the existence of known ALK5 inhibitors, additional classes of compounds are needed to probe potential efficacy in the diverse diseases mentioned above, particularly in

the area of oncology. Improvements over existing inhibitors could include, but not be limited to, greater therapeutic indices, more favorable formulation or biopharmaceutical properties, or more optimized tissue distribution. The compounds of the present disclosure are believed to have utility in treating the diseases described above.

SUMMARY

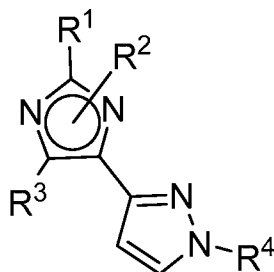
[0005] The present invention provides substituted imidazoles for the inhibition of the TGF- β signaling pathway and methods for treating disease employing said compounds.

DETAILED DESCRIPTION

[0006] As described above, this disclosure includes small molecular weight substituted imidazoles that may inhibit the TGF- β signaling pathways. More specifically, this disclosure relates to methods of using said substituted imidazoles for the treatment of diseases related to the TGF- β signaling pathways including, but not limited to, atherosclerosis, Marfan syndrome, Loeys-Dietz syndrome, obesity, diabetes, multiple sclerosis, keratoconus, idiopathic pulmonary fibrosis, Alzheimer's Disease, chronic kidney disease, and scleroderma.

[0007] The compounds disclosed herein therefore, may be especially applicable to the treatment of various oncology indications, including, but not limited to, lung cancer, gastric cancer, myelodysplastic syndrome (MDS), melanoma, colon cancer, renal cancer, and preferably glioblastoma (GBM), pancreatic cancer, and hepatocellular carcinoma (HCC). These diseases may be treated in mammals, including domesticated quadrupeds and preferably humans. The compounds within the present disclosure may be active in inhibiting the kinase domains of the Type I receptors (ACVR1B, also known as ALK4, TGF β R1, also known as ALK5, BMPR1A, also known as ALK3, BMPR1B, also known as ALK6, and ACVR1C, also known as ALK7) and/or the Type II receptors (ACVR2A, ACVR2B, BMPR2, and TGF β RII).

[0008] Compounds of the invention include compounds as embodied by the structure below and all pharmaceutically acceptable salts, hydrates, or other solvates thereof:



[0009] In various embodiments of this disclosure, R^1 may be selected from the group consisting of a group represented by the formula $-X-Y-Z$, the formula $-X-Z$, the formula $-Y-Z$, or the formula $-Z$ wherein;

X represents O; NR^5 ; S; CR^6R^7 ; C=O; C=S; or an alkyl chain containing 1 to 6 carbon atoms;

Y represents O, NR^5 , S, CR^6R^7 , C=O, C=S, or an alkyl chain containing 1 to 6 carbon atoms,

R^5 represents hydrogen; aryl; heteromonocyclic; heterobicyclic; an alkyl chain containing 1 to 6 carbon atoms; an alkenyl chain containing 1 to 6 carbon atoms; or an alkynyl chain containing 1 to 6 carbon atoms;

R^6 represents hydrogen; or an alkyl chain containing 1 to 6 carbon atoms;

R^7 represents hydrogen; an alkyl chain containing 1 to 6 carbon atoms; an alkenyl group containing 1 to 6 carbon atoms; an alkynyl chain containing 1 to 6 carbon atoms; or an alkoxy group containing 1 to 6 carbon atoms;

Z represents:

a phenyl group;

a substituted phenyl group or substituted heteromonocyclic group where 1 to 5 substituents are selected from a group consisting of halogens, alkyl groups containing 1 to 6 carbon atoms, alkenyl groups containing 1 to 6 carbon atoms, alkynyl groups containing 1 to 6 carbon atoms, a phenyl group, a pyridyl group, alkoxy groups containing 1 to 6 carbon atoms, a hydroxyl group, an amido group, a carbamoyl group, and a cyano group;

a hydrogen atom;

an alkyl group containing 1 to 12 carbon atoms;

an alkenyl group containing 2 to 12 carbon atoms;

an alkynyl group containing 1 to 6 carbon atoms;

a cycloalkyl group containing 3 to 7 carbon atoms;

an alkyl group containing 1 to 12 carbon atoms substituted by an alkenyl group containing 1 to 6 carbon atoms, an alkynyl group containing 1 to 6 carbon atoms, an alkoxy group containing 1 to 6 carbon atoms, a hydroxyl group, an alkoxyphenylalkoxy group having 8 to 12 carbon atoms, a morpholino group, a piperidiny group, a pyrrolidino group, or a cyclic ether containing 3 to 6 carbon atoms; an alkyl group having 1 to 6 carbon atoms substituted with 1 to 5 halogen atoms;

a cycloalkyl group containing 3 to 9 carbon atoms substituted with an oxo

group;

a heteromonocyclic or heterobicyclic group;

a heteromonocyclic or a heterobicyclic group substituted with 1 to 5 members selected from a group consisting of halogens, alkyl groups containing 1 to 6 carbon atoms, alkenyl groups containing 1 to 6 carbon atoms, alkynyl groups containing 1 to 6 carbon atoms, alkoxy groups containing 1 to 6 carbon atoms, a hydroxyl group, an amido group, a carbamoyl group, a cyano group, or specifically a tetrahydropyranyl group;

a tetrahydrofuranyl group;

a 4-piperidiny group;

a piperidiny group substituted with an alkyl group containing 1 to 6 carbon atoms;

a t-butoxycarbonyl group;

a cyclohexanespiro-2'-(1,3-dioxoranyl) group; or

a pyrrolidin-2-one-5-yl group.

[0010] In various embodiments of this disclosure, R^2 may represent:

a hydrogen atom;

an alkyl group containing 1 to 6 carbon atoms;

an alkenyl group containing 1 to 6 carbon atoms;

an alkynyl group containing 1 to 6 carbon atoms;

a cycloalkyl group containing 3 to 7 carbon atoms;

an alkyl group containing 1 to 6 carbon atoms, substituted with a cycloalkyl group containing 3 to 7 carbon atoms;

an alkyl group containing 1 to 6 carbon atoms, substituted with 2 to 7 halogens;

a phenylalkyl group containing 7 to 12 carbon atoms; or

a phenylalkyl group containing 7 to 12 carbon atoms, substituted with a hydroxyl group, an alkoxy group containing 1 to 6 carbon atoms, an alkoxy group containing 1 to 6 carbon atoms substituted with an alkoxy group containing 1 to 6 carbon atoms, or an alkoxy group having 1 to 6 carbon atoms substituted with an alkylamino group containing 1 to 6 carbon atoms;

[0011] R^3 may represent:

a phenyl group;

a phenyl group substituted with 1 to 5 members selected from a group consisting of halogens, alkyl groups containing 1 to 6 carbon atoms, alkenyl groups containing 1 to 6 carbon atoms, alkynyl groups containing 1 to 6 carbon atoms, alkoxy groups containing 1 to 6

carbon atoms, a phenyl group, a pyridyl group, a hydroxyl group, an amido group, a carbamoyl group, and a cyano group;

a heteromonocyclic or heterobicyclic group;

a heteromonocyclic or a heterobicyclic group substituted with 1 to 5 members selected from a group consisting of halogens, alkyl groups containing 1 to 6 carbon atoms, a phenyl group, a pyridyl group, alkoxy groups containing 1 to 6 carbon atoms, a hydroxyl group, an amido group, a carbamoyl group, and a cyano group; or

a substituted 3H-quinazolin-4-one.

[0012] R⁴ may represent:

a hydrogen atom;

an alkyl group containing 1 to 12 carbon atoms;

an alkenyl group containing 1 to 6 carbon atoms;

an alkynyl group containing 1 to 6 carbon atoms;

a cycloalkyl group containing 3 to 7 carbon atoms;

a cyclic ether containing 3 to 6 carbon atoms;

an alkyl group containing 1 to 12 carbon atoms substituted by an alkoxy group containing 1 to 6 carbon atoms, a hydroxyl group, an alkoxyphenylalkoxy group having 8 to 12 carbon atoms, a morpholino group, a piperidinyl group, a pyrrolidino group, or a cyclic ether containing 3 to 6 carbon atoms;

an alkyl group having 1 to 6 carbon atoms substituted with 1 to 7 halogen atoms;

a cycloalkyl group containing 3 to 9 carbon atoms substituted with an oxo group;

a tetrahydropyranyl group;

a tetrahydrofuranyl group; or

a 4-piperidinyl group.

[0013] As used herein, the term “halogen” may be understood to include a fluorine, chlorine, bromine, or an iodine atom.

[0014] The term “alkyl” may be understood to include a saturated aliphatic hydrocarbon containing a specified number of carbon atoms in either a straight-chain or branched-chain configuration. Examples include, but are not limited to, methyl, ethyl, n-propyl, isopropyl, n-butyl, isobutyl, sec-butyl, tert-butyl, n-pentyl, neopentyl, n-hexyl, and n-heptyl. Alkyl groups may be optionally substituted with one or more substituents including groups such as alkoxy, cycloalkoxy, amino, nitro, cyano, carboxy, halogen, hydroxyl, sulfonyl, or mercapto.

[0015] The term “alkenyl” may be understood to refer to an unsaturated aliphatic hydrocarbon group containing a specified number of carbon atoms, in either a straight-chain or branched-chain configuration, and at least one double bond. Examples include, but are not limited to ethylene, propylene, isopropylene, butylene, isobutylene, sec-butylene, tert-butylene, n-pentylene, n-hexylene, and n-heptylene. As used herein, alkenyl groups may be substituted with one or more substituents including groups such as alkoxy, cycloalkoxy, heterocycloalkoxy, aryloxy, heteroaryloxy, aralkyloxy, heteroarylalkoxy, amino, nitro, cyano, carboxy, halogen, hydroxyl, sulfonyl, mercapto, alkylsulfanyl, alkylsulfimyl, alkylsulfonyl, aminocarbonyl (amido), alkylcarbonylamino, cycloalkylcarbonylamino, cycloalkylalkylcarbonylamino, heteroarylcarbonylamino, heteroaralkylcarbonylamino, urea, thiourea, sulfamoyl, sulfamide, alkoxycarbonyl, or alkylcarbonyloxy.

[0016] As used herein, the term “alkynyl” may be understood to refer to an unsaturated aliphatic group containing a specified number of carbon atoms in either a straight-chain or branched-chain configuration and at least one triple bond. Examples include, but are not limited to, ethyne, propyne, butyne, pentyne, hexyne, and heptyne. Alkynyl groups may be substituted with one or more substituents including groups such as alkoxy, cycloalkoxy, heterocycloalkoxy, aryloxy, heteroaryloxy, aralkyloxy, heteroarylalkoxy, amino, nitro, cyano, carboxy, halogen, hydroxyl, sulfonyl, mercapto, alkylsulfanyl, alkylsulfimyl, alkylsulfonyl, aminocarbonyl (amido), alkylcarbonylamino, cycloalkylcarbonylamino, cycloalkylalkylcarbonylamino, heteroarylcarbonylamino, heteroaralkylcarbonylamino, urea, thiourea, sulfamoyl, sulfamide, alkoxycarbonyl, or alkylcarbonyloxy.

[0017] As used herein, the term “cycloalkyl” may be understood to refer to an aliphatic carbocyclic ring of 3 to 10 carbon atoms. Examples of cycloalkyl groups include, but are not limited to, cyclopropyl, cyclobutyl, cyclopentyl, cyclohexyl, cycloheptyl, cyclooctyl, adamantyl, norbornyl, octahydroindenyl, decahydronaphthyl, bicycle[3.2.1]octyl, and bicycle[2.2.2]octyl.

[0018] As used herein, the term “alkoxy” may be understood to refer to an oxygen-linked alkyl group.

[0019] As used herein, the term “heteromonocyclic” may be understood to refer to an aromatic or non-aromatic 3 to 8 atom heterocyclic ring system consisting of a single ring containing at least one heteroatom (e.g. nitrogen, oxygen, or sulfur) with the balance of the atoms in the ring consisting of carbon and/or other heteroatoms. Examples of heteromonocyclic groups include, but are not limited to, aziridine, azetidine, pyrrolidine, piperidine, piperazine, oxetane, furan, tetrahydrofuran, pyran, tetrahydropyran, pyrrole, imidazole, pyrazole, pyridine,

pyridazine, pyrazine, pyrimidine, triazine, thiazole, isothiazole, oxazole, isoxazole, thiadiazole, oxadiazole, and triazole.

[0020] As used herein, the term “heterobicyclic” may be understood to refer to an aromatic or non-aromatic 7 to 12 atom heterocyclic ring system consisting of two fused rings containing at least one heteroatom (e.g. nitrogen, oxygen, or sulfur) with the balance of the atoms in the ring consisting of carbon and/or other heteroatoms. Examples of heterobicyclic groups include, but are not limited to, indole, benzimidazole, indazole, benzotriazole, benzoxazole, benzothiazole, pyrrolopyridine, pyrrolopyrimidine, pyrrolopyrazine, pyrrolopyridazine, pyrazolopyridine, pyrazolopyrimidine, pyrazolopyrazine, pyrazolopyridazine, imidazopyridine, imidazopyrimidine (purine), imidazopyrazine, imidazopyridazine, methyenedioxybenzene, triazolopyridine, triazolopyrimidine, quinoline, isoquinoline, cinnoline, phthalazine, quinazoline, quinoxaline, naphthyridine, azaquinazoline, azaquinoxaline, and azanaphthyridine.

[0021] It will be understood that the amount of the compound actually administered will be determined by a physician, in the light of the relevant circumstances, including the condition to be treated, the chosen route of administration, the actual compound or compounds administered, the age, weight, and response of the individual patient, and the severity of the patient's symptoms.

[0022] As used herein, a “subject” refers to an animal that is the object of treatment, observation or experiment. “Animal” includes cold- and warm-blooded vertebrates and invertebrates, such as fish, shellfish, reptiles and, in particular, mammals. “Mammal” includes, without limitation, mice; rats; rabbits; guinea pigs; dogs; cats; sheep; goats; cows; horses; primates, such as monkeys, chimpanzees, apes, and prenatal, pediatric, and adult humans.

[0023] As used herein, “preventing” or “protecting” means preventing in whole or in part, or ameliorating, or controlling.

[0024] As used herein, the term “treating” refers to both therapeutic treatment and prophylactic, or preventative, measures, or administering an agent suspected of having therapeutic potential. The term includes preventative (e.g., prophylactic) and palliative treatment.

[0025] The term “a pharmaceutically effective amount”, as used herein, means an amount of active compound, or pharmaceutical agent, that elicits the biological, or medicinal, response in a tissue, system, animal, or human that is being sought, which includes alleviation or palliation of the symptoms of the disease being treated and/or an amount sufficient to have

utility and provide desired therapeutic endpoint. In the case of cancer, the therapeutically effective amount of the drug may reduce the number of cancer cells; reduce the tumor size; inhibit (i.e., slow to some extent and preferably stop) cancer cell infiltration into peripheral organs; inhibit (i.e., slow to some extent and preferably stop) tumor metastasis; inhibit, to some extent, tumor growth; and/or relieve to some extent one or more of the symptoms associated with the cancer. To the extent the drug may prevent growth and/or kill existing cancer cells, it may be cytostatic and/or cytotoxic. For cancer therapy, efficacy can be measured, e.g., by assessing the time to disease progression and/or determining the response rate.

[0026] The term “pharmaceutically acceptable”, as used herein, may be understood to include that the substance or composition is compatible chemically and/or toxicologically, with the other ingredients comprising a formulation, and/or the mammal being treated therewith.

[0027] The term “cancer” may be understood to include the physiological condition in mammals that is typically characterized by unregulated cell growth and/or hyperproliferative activities. A “tumor” may include one or more cancerous cells. Examples of cancer include, but are not limited to, carcinoma, lymphoma, blastoma, sarcoma, and leukemia or lymphoid malignancies. In one embodiment, the cancer is a solid tumor.

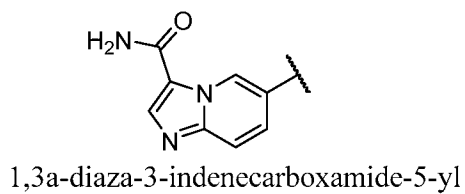
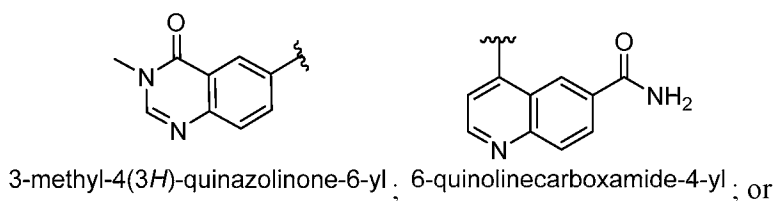
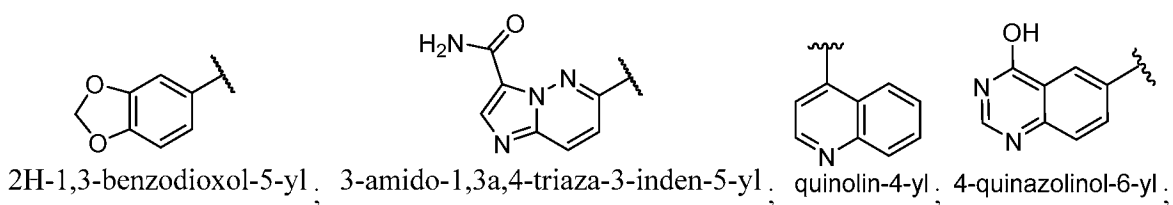
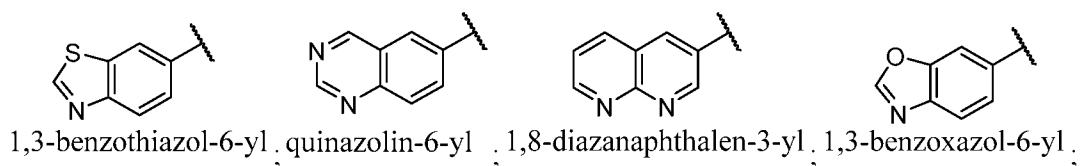
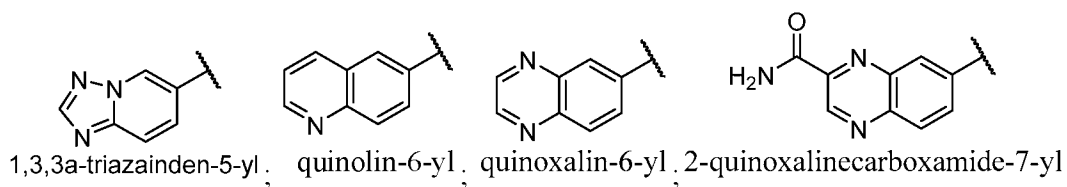
[0028] More particular examples of such cancers include breast cancer, cervical cancer, ovarian cancer, bladder cancer, endometrial or uterine carcinoma, prostate cancer, glioma and other brain or spinal cord cancers, squamous cell cancer (e.g., epithelial squamous cell cancer), lung cancer, including small-cell lung cancer, non-small cell lung cancer (“NSCLC”), adenocarcinoma of the lung and squamous carcinoma of the lung, cancer of the peritoneum, hepatocellular cancer, gastric or stomach cancer including gastrointestinal cancer, pancreatic cancer, glioblastoma, liver cancer, hepatoma, colon cancer, rectal cancer, colorectal cancer, salivary gland carcinoma, kidney or renal cancer, vulval cancer, thyroid cancer, hepatic carcinoma, anal carcinoma, penile carcinoma, as well as head and neck cancer.

[0029] For example, the following paragraphs describe some preferred embodiments of the present disclosure.

[0030] In some preferred embodiments, R^1 may be a hydrogen, methyl, 4-benzamido, methyl(3,5-difluorophenyl)amine, or methyl(o-fluorophenyl)amine.

[0031] Some preferred embodiments may include embodiments where R^2 is either hydrogen, 1-(2,2-difluoro)ethyl, or cyclobutyl.

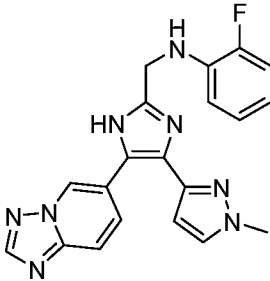
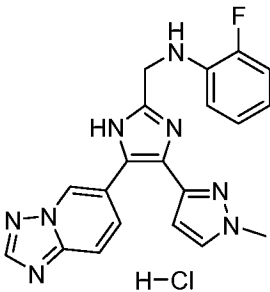
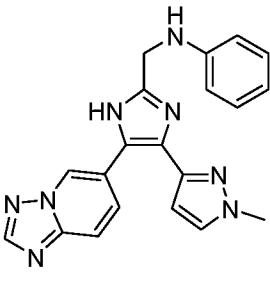
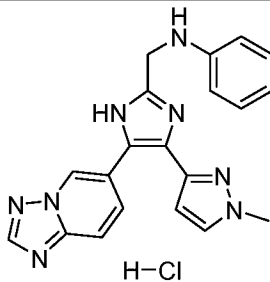
[0032] In some embodiments, R^3 may be one of the following:

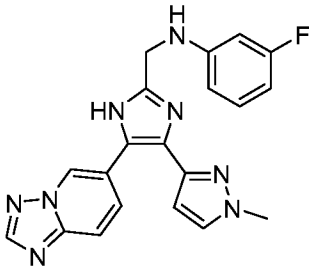
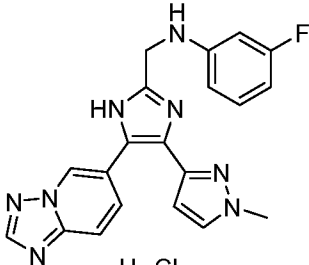
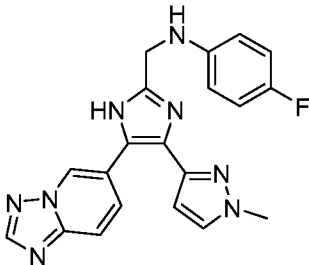
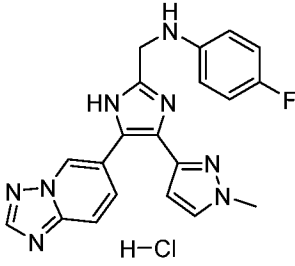


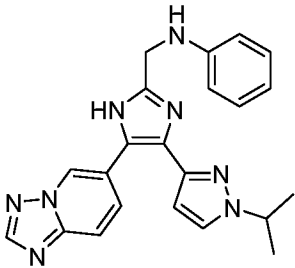
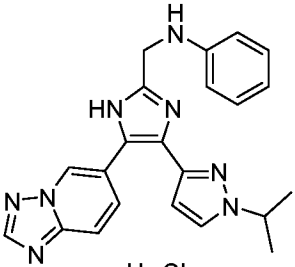
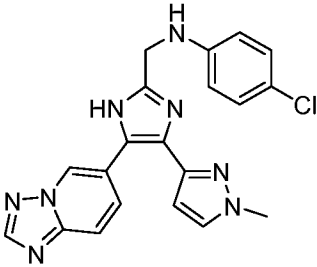
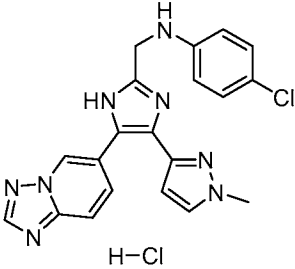
[0033] In some embodiments, R^4 may be a methyl, isopropyl, cyclopropyl, difluoromethyl, or 2,2-difluoroethyl.

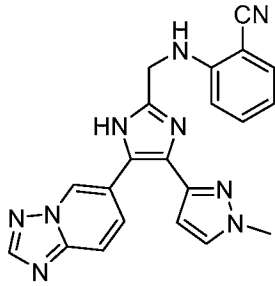
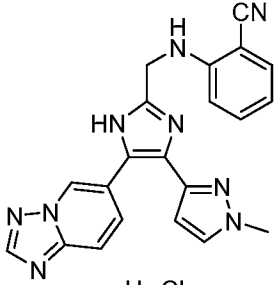
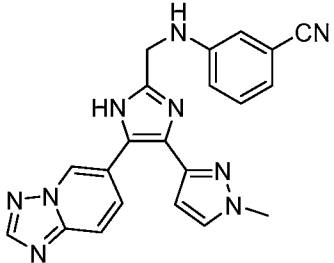
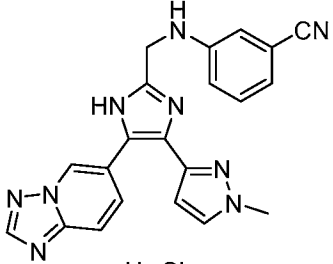
[0034] Specific compounds of this disclosure, including pharmaceutically acceptable salts thereof, include the following compounds (Compound 1 – Compound 76).

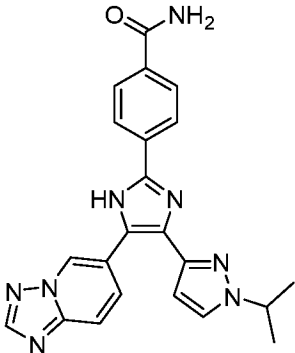
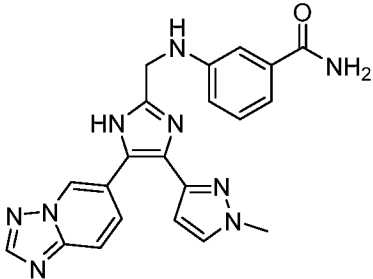
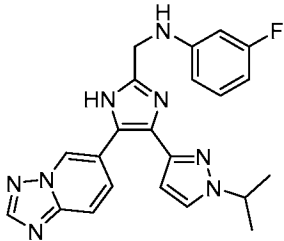
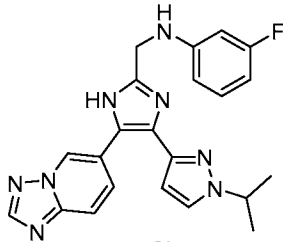
TABLE 1: EXEMPLARY COMPOUNDS

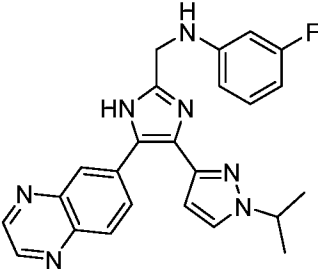
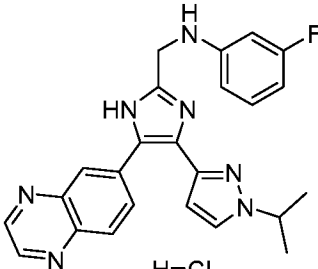
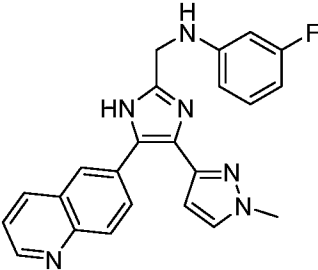
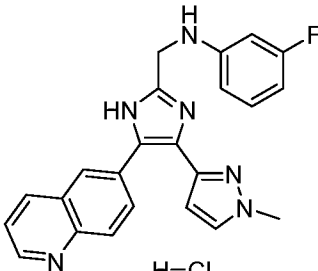
Compound No.	Structure and Name
1	 <p><i>N</i>-((5-([1,2,4]triazolo[1,5-a]pyridin-6-yl)-4-(1-methyl-1<i>H</i>-pyrazol-3-yl)-1<i>H</i>-imidazol-2-yl)methyl)-2-fluoroaniline</p>
2	 <p><i>N</i>-((5-([1,2,4]triazolo[1,5-a]pyridin-6-yl)-4-(1-methyl-1<i>H</i>-pyrazol-3-yl)-1<i>H</i>-imidazol-2-yl)methyl)-2-fluoroaniline hydrochloride</p>
3	 <p><i>N</i>-((5-([1,2,4]triazolo[1,5-a]pyridin-6-yl)-4-(1-methyl-1<i>H</i>-pyrazol-3-yl)-1<i>H</i>-imidazol-2-yl)methyl)aniline</p>
4	 <p><i>N</i>-((5-([1,2,4]triazolo[1,5-a]pyridin-6-yl)-4-(1-methyl-1<i>H</i>-pyrazol-3-yl)-1<i>H</i>-imidazol-2-yl)methyl)aniline hydrochloride</p>

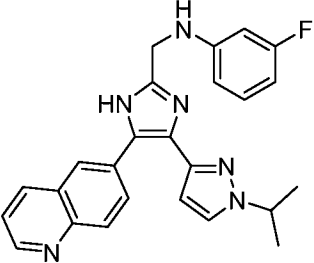
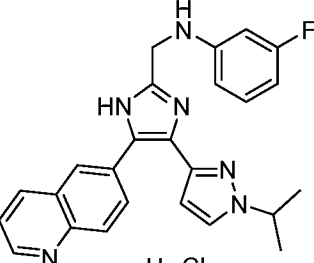
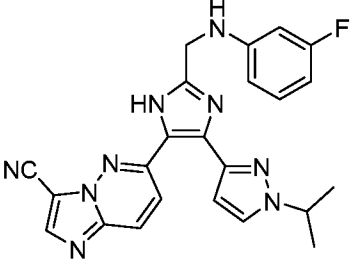
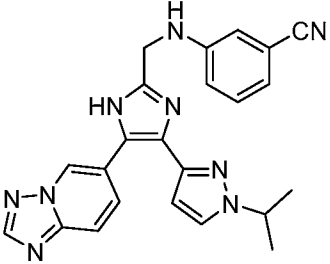
Compound No.	Structure and Name
5	 <p><i>N</i>-((5-([1,2,4]triazolo[1,5-a]pyridin-6-yl)-4-(1-methyl-1<i>H</i>-pyrazol-3-yl)-1<i>H</i>-imidazol-2-yl)methyl)-3-fluoroaniline</p>
6	 <p><i>N</i>-((5-([1,2,4]triazolo[1,5-a]pyridin-6-yl)-4-(1-methyl-1<i>H</i>-pyrazol-3-yl)-1<i>H</i>-imidazol-2-yl)methyl)-3-fluoroaniline hydrochloride</p>
7	 <p><i>N</i>-((5-([1,2,4]triazolo[1,5-a]pyridin-6-yl)-4-(1-methyl-1<i>H</i>-pyrazol-3-yl)-1<i>H</i>-imidazol-2-yl)methyl)-4-fluoroaniline</p>
8	 <p><i>N</i>-((5-([1,2,4]triazolo[1,5-a]pyridin-6-yl)-4-(1-methyl-1<i>H</i>-pyrazol-3-yl)-1<i>H</i>-imidazol-2-yl)methyl)-4-fluoroaniline hydrochloride</p>

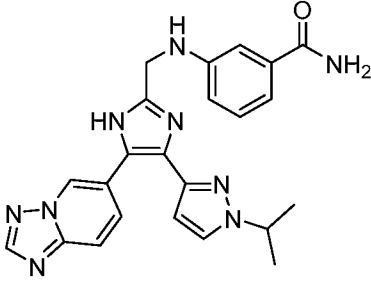
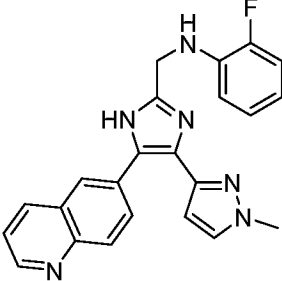
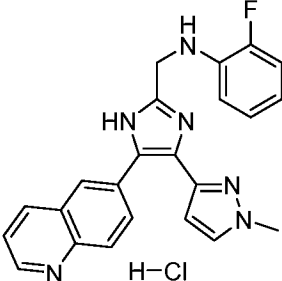
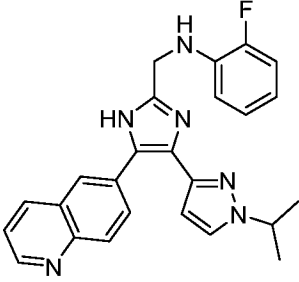
Compound No.	Structure and Name
9	 <p><i>N</i>-((5-([1,2,4]triazolo[1,5-a]pyridin-6-yl)-4-(1-isopropyl-1<i>H</i>-pyrazol-3-yl)-1<i>H</i>-imidazol-2-yl)methyl)aniline</p>
10	 <p>H-Cl</p> <p><i>N</i>-((5-([1,2,4]triazolo[1,5-a]pyridin-6-yl)-4-(1-isopropyl-1<i>H</i>-pyrazol-3-yl)-1<i>H</i>-imidazol-2-yl)methyl)aniline hydrochloride</p>
11	 <p><i>N</i>-((5-([1,2,4]triazolo[1,5-a]pyridin-6-yl)-4-(1-methyl-1<i>H</i>-pyrazol-3-yl)-1<i>H</i>-imidazol-2-yl)methyl)-4-chloroaniline</p>
12	 <p>H-Cl</p> <p><i>N</i>-((5-([1,2,4]triazolo[1,5-a]pyridin-6-yl)-4-(1-methyl-1<i>H</i>-pyrazol-3-yl)-1<i>H</i>-imidazol-2-yl)methyl)-4-chloroaniline hydrochloride</p>

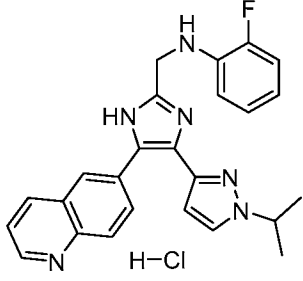
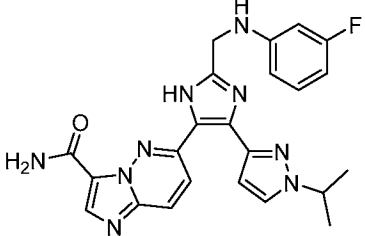
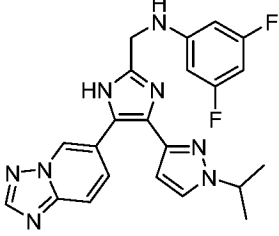
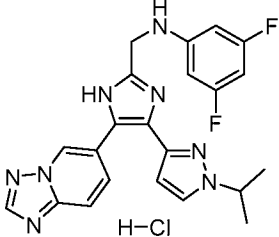
Compound No.	Structure and Name
13	 <p>2-(((5-([1,2,4]triazolo[1,5-a]pyridin-6-yl)-4-(1-methyl-1H-pyrazol-3-yl)-1H-imidazol-2-yl)methyl)amino)benzonitrile</p>
14	 <p>H-Cl</p> <p>2-(((5-([1,2,4]triazolo[1,5-a]pyridin-6-yl)-4-(1-methyl-1H-pyrazol-3-yl)-1H-imidazol-2-yl)methyl)amino)benzonitrile hydrochloride</p>
15	 <p>3-(((5-([1,2,4]triazolo[1,5-a]pyridin-6-yl)-4-(1-methyl-1H-pyrazol-3-yl)-1H-imidazol-2-yl)methyl)amino)benzonitrile</p>
16	 <p>H-Cl</p> <p>3-(((5-([1,2,4]triazolo[1,5-a]pyridin-6-yl)-4-(1-methyl-1H-pyrazol-3-yl)-1H-imidazol-2-yl)methyl)amino)benzonitrile hydrochloride</p>

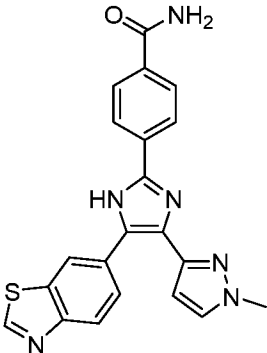
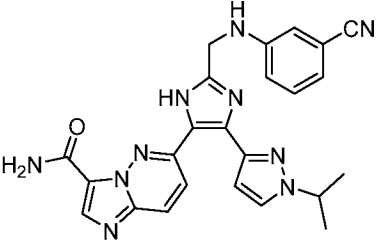
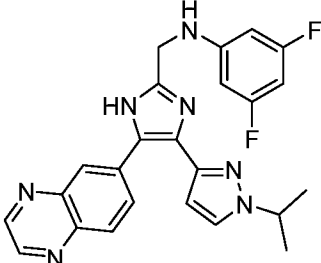
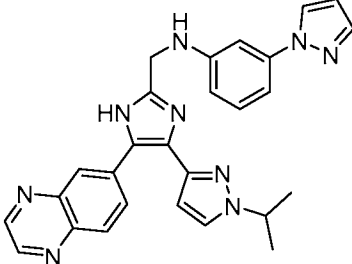
Compound No.	Structure and Name
17	 <p>4-((5-([1,2,4]triazolo[1,5-a]pyridin-6-yl)-4-(1-isopropyl-1H-pyrazol-3-yl)-1H-imidazol-2-yl)benzamide</p>
18	 <p>3-(((5-([1,2,4]triazolo[1,5-a]pyridin-6-yl)-4-(1-methyl-1H-pyrazol-3-yl)-1H-imidazol-2-yl)methyl)amino)benzamide</p>
19	 <p>N-(((5-([1,2,4]triazolo[1,5-a]pyridin-6-yl)-4-(1-isopropyl-1H-pyrazol-3-yl)-1H-imidazol-2-yl)methyl)-3-fluoroaniline</p>
20	 <p>H-Cl N-(((5-([1,2,4]triazolo[1,5-a]pyridin-6-yl)-4-(1-isopropyl-1H-pyrazol-3-yl)-1H-imidazol-2-yl)methyl)-3-fluoroaniline hydrochloride</p>

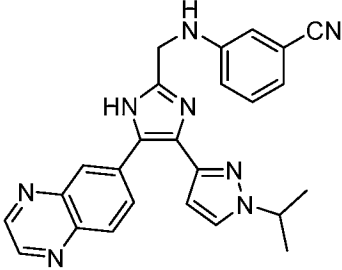
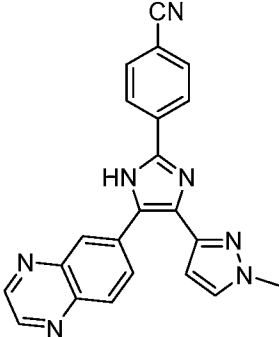
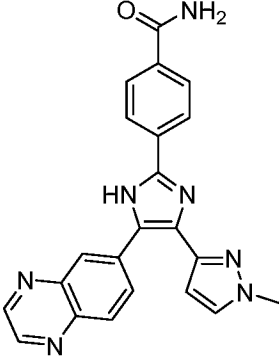
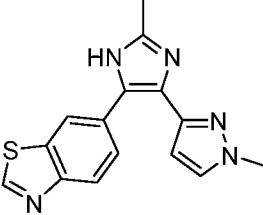
Compound No.	Structure and Name
21	 <p>3-fluoro-<i>N</i>-((4-(1-isopropyl-1<i>H</i>-pyrazol-3-yl)-5-(quinoxalin-6-yl)-1<i>H</i>-imidazol-2-yl)methyl)aniline</p>
22	 <p>H-Cl</p> <p>3-fluoro-<i>N</i>-((4-(1-isopropyl-1<i>H</i>-pyrazol-3-yl)-5-(quinoxalin-6-yl)-1<i>H</i>-imidazol-2-yl)methyl)aniline hydrochloride</p>
23	 <p>3-fluoro-<i>N</i>-((4-(1-methyl-1<i>H</i>-pyrazol-3-yl)-5-(quinolin-6-yl)-1<i>H</i>-imidazol-2-yl)methyl)aniline</p>
24	 <p>H-Cl</p> <p>3-fluoro-<i>N</i>-((4-(1-methyl-1<i>H</i>-pyrazol-3-yl)-5-(quinolin-6-yl)-1<i>H</i>-imidazol-2-yl)methyl)aniline hydrochloride</p>

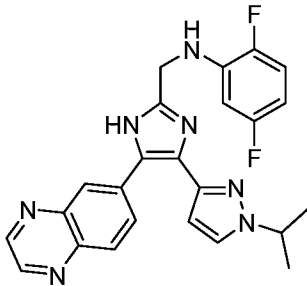
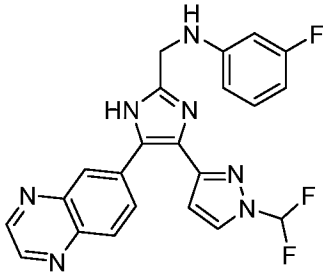
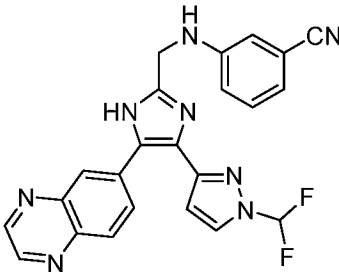
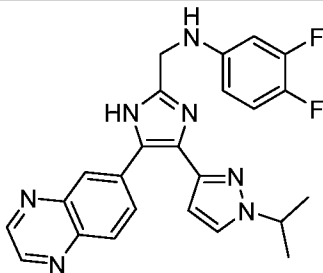
Compound No.	Structure and Name
25	 <p>3-fluoro-<i>N</i>-((4-(1-isopropyl-1<i>H</i>-pyrazol-3-yl)-5-(quinolin-6-yl)-1<i>H</i>-imidazol-2-yl)methyl)aniline</p>
26	 <p>3-fluoro-<i>N</i>-((4-(1-isopropyl-1<i>H</i>-pyrazol-3-yl)-5-(quinolin-6-yl)-1<i>H</i>-imidazol-2-yl)methyl)aniline hydrochloride</p>
27	 <p>6-(2-(((3-fluorophenyl)amino)methyl)-4-(1-isopropyl-1<i>H</i>-pyrazol-3-yl)-1<i>H</i>-imidazol-5-yl)imidazo[1,2-<i>b</i>]pyridazine-3-carbonitrile</p>
28	 <p>3-(((5-([1,2,4]triazolo[1,5-<i>a</i>]pyridin-6-yl)-4-(1-isopropyl-1<i>H</i>-pyrazol-3-yl)-1<i>H</i>-imidazol-2-yl)methyl)amino)benzonitrile</p>

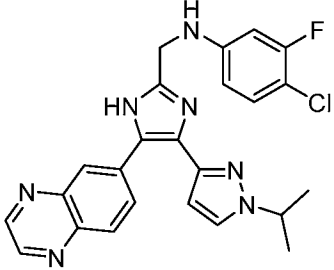
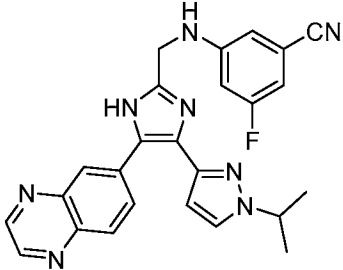
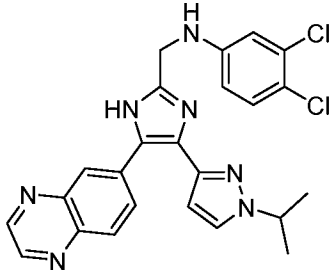
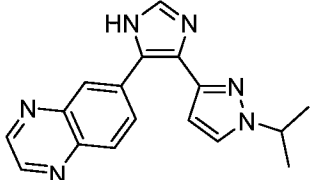
Compound No.	Structure and Name
29	 <p>3-(((5-([1,2,4]triazolo[1,5-a]pyridin-6-yl)-4-(1-isopropyl-1H-pyrazol-3-yl)-1H-imidazol-2-yl)methyl)amino)benzamide</p>
30	 <p>2-fluoro-N-((4-(1-methyl-1H-pyrazol-3-yl)-5-(quinolin-6-yl)-1H-imidazol-2-yl)methyl)aniline</p>
31	 <p>2-fluoro-N-((4-(1-methyl-1H-pyrazol-3-yl)-5-(quinolin-6-yl)-1H-imidazol-2-yl)methyl)aniline hydrochloride</p>
32	 <p>2-fluoro-N-((4-(1-isopropyl-1H-pyrazol-3-yl)-5-(quinolin-6-yl)-1H-imidazol-2-yl)methyl)aniline</p>

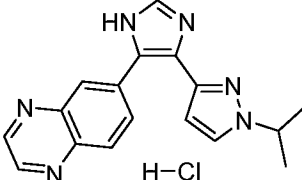
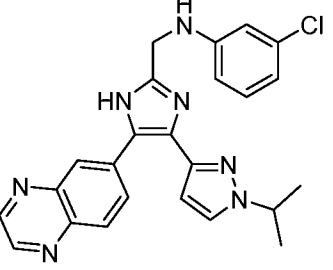
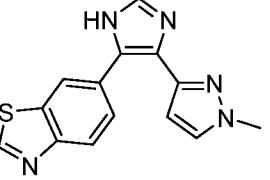
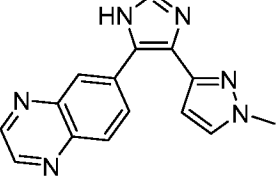
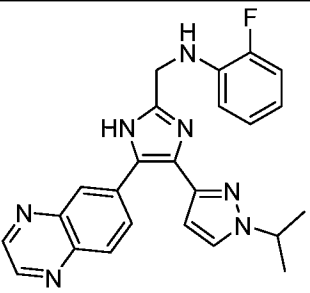
Compound No.	Structure and Name
33	 <p>2-fluoro-<i>N</i>-((4-(1-isopropyl-1<i>H</i>-pyrazol-3-yl)-5-(quinolin-6-yl)-1<i>H</i>-imidazol-2-yl)methyl)aniline hydrochloride</p>
34	 <p>6-(2-(((3-fluorophenyl)amino)methyl)-4-(1-isopropyl-1<i>H</i>-pyrazol-3-yl)-1<i>H</i>-imidazol-5-yl)imidazo[1,2-<i>b</i>]pyridazine-3-carboxamide</p>
35	 <p><i>N</i>-((5-([1,2,4]triazolo[1,5-<i>a</i>]pyridin-6-yl)-4-(1-isopropyl-1<i>H</i>-pyrazol-3-yl)-1<i>H</i>-imidazol-2-yl)methyl)-3,5-difluoroaniline</p>
36	 <p><i>N</i>-((5-([1,2,4]triazolo[1,5-<i>a</i>]pyridin-6-yl)-4-(1-isopropyl-1<i>H</i>-pyrazol-3-yl)-1<i>H</i>-imidazol-2-yl)methyl)-3,5-difluoroaniline hydrochloride</p>

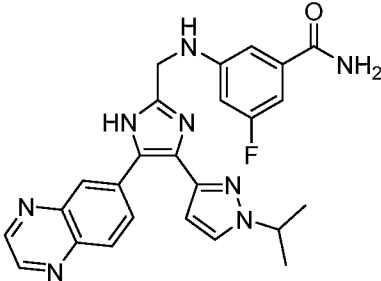
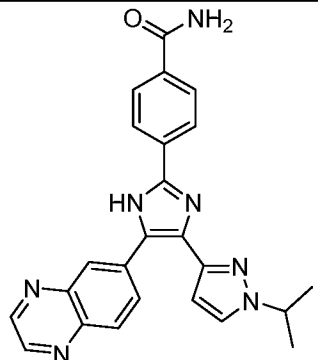
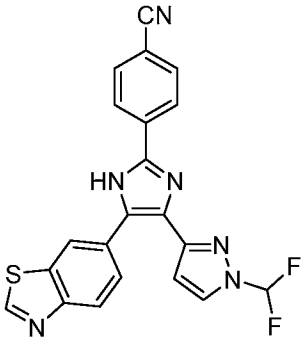
Compound No.	Structure and Name
37	 <p>4-(5-(benzo[d]thiazol-6-yl)-4-(1-methyl-1H-pyrazol-3-yl)-1H-imidazol-2-yl)benzamide</p>
38	 <p>6-(2-(((3-cyanophenyl)amino)methyl)-4-(1-isopropyl-1H-pyrazol-3-yl)-1H-imidazol-5-yl)imidazo[1,2-b]pyridazine-3-carboxamide</p>
39	 <p>3,5-difluoro-N-((4-(1-isopropyl-1H-pyrazol-3-yl)-5-(quinoxalin-6-yl)-1H-imidazol-2-yl)methyl)aniline</p>
40	 <p>N-((4-(1-isopropyl-1H-pyrazol-3-yl)-5-(quinoxalin-6-yl)-1H-imidazol-2-yl)methyl)-3-(1H-pyrazol-1-yl)aniline</p>

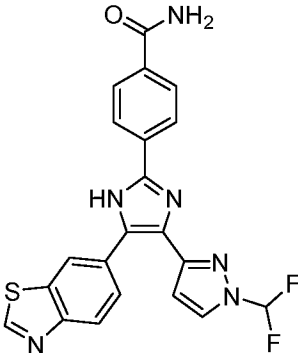
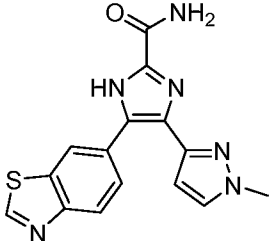
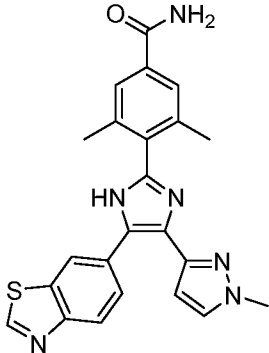
Compound No.	Structure and Name
41	 <p>3-(((4-(1-isopropyl-1H-pyrazol-3-yl)-5-(quinoxalin-6-yl)-1H-imidazol-2-yl)methyl)amino)benzonitrile</p>
42	 <p>4-(4-(1-methyl-1H-pyrazol-3-yl)-5-(quinoxalin-6-yl)-1H-imidazol-2-yl)benzonitrile</p>
43	 <p>4-(4-(1-methyl-1H-pyrazol-3-yl)-5-(quinoxalin-6-yl)-1H-imidazol-2-yl)benzamide</p>
44	 <p>6-(2-methyl-4-(1-methyl-1H-pyrazol-3-yl)-1H-imidazol-5-yl)benzo[d]thiazole</p>

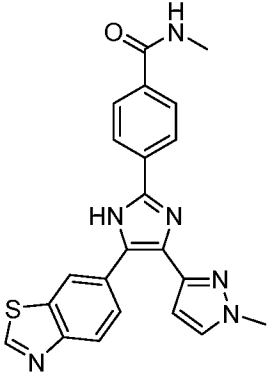
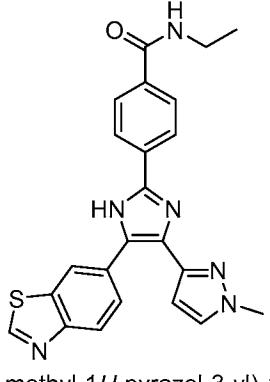
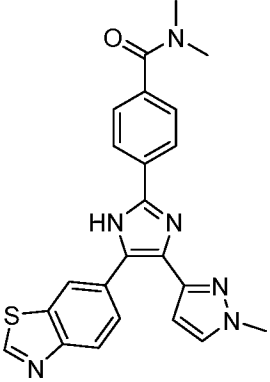
Compound No.	Structure and Name
45	 <p>2,5-difluoro-<i>N</i>-((4-(1-isopropyl-1<i>H</i>-pyrazol-3-yl)-5-(quinoxalin-6-yl)-1<i>H</i>-imidazol-2-yl)methyl)aniline</p>
46	 <p><i>N</i>-((4-(1-(difluoromethyl)-1<i>H</i>-pyrazol-3-yl)-5-(quinoxalin-6-yl)-1<i>H</i>-imidazol-2-yl)methyl)-3-fluoroaniline</p>
47	 <p>3-(((4-(1-(difluoromethyl)-1<i>H</i>-pyrazol-3-yl)-5-(quinoxalin-6-yl)-1<i>H</i>-imidazol-2-yl)methyl)amino)benzonitrile</p>
48	 <p>3,4-difluoro-<i>N</i>-((4-(1-isopropyl-1<i>H</i>-pyrazol-3-yl)-5-(quinoxalin-6-yl)-1<i>H</i>-imidazol-2-yl)methyl)aniline</p>

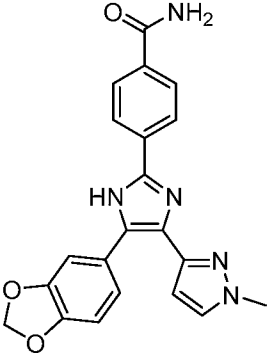
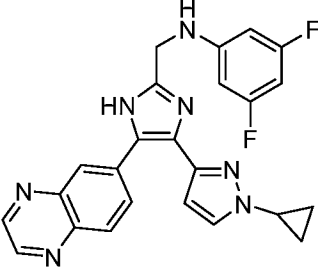
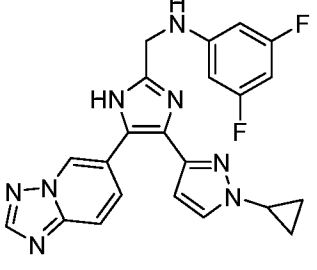
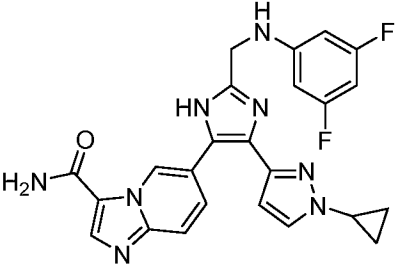
Compound No.	Structure and Name
49	 <p>4-chloro-3-fluoro-<i>N</i>-((4-(1-isopropyl-1<i>H</i>-pyrazol-3-yl)-5-(quinoxalin-6-yl)-1<i>H</i>-imidazol-2-yl)methyl)aniline</p>
50	 <p>3-fluoro-5-(((4-(1-isopropyl-1<i>H</i>-pyrazol-3-yl)-5-(quinoxalin-6-yl)-1<i>H</i>-imidazol-2-yl)methyl)amino)benzonitrile</p>
51	 <p>3,4-dichloro-<i>N</i>-((4-(1-isopropyl-1<i>H</i>-pyrazol-3-yl)-5-(quinoxalin-6-yl)-1<i>H</i>-imidazol-2-yl)methyl)aniline</p>
52	 <p>6-(4-(1-isopropyl-1<i>H</i>-pyrazol-3-yl)-1<i>H</i>-imidazol-5-yl)quinoxaline</p>

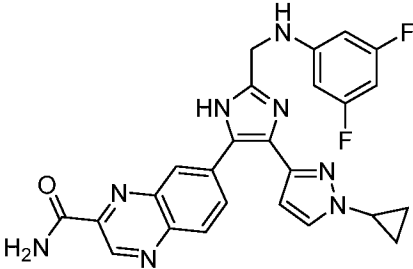
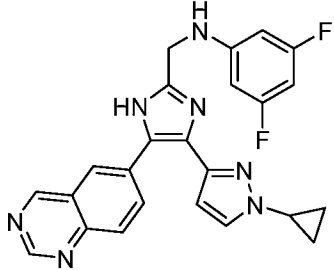
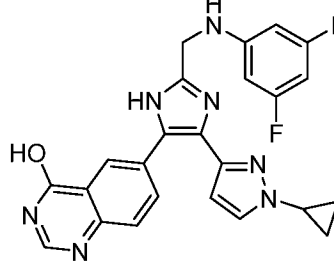
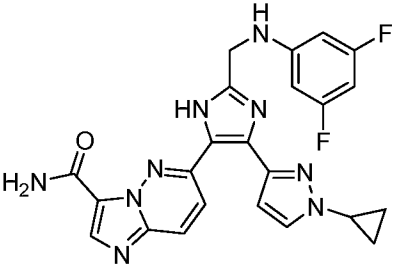
Compound No.	Structure and Name
53	 <p>6-(4-(1-isopropyl-1H-pyrazol-3-yl)-1H-imidazol-5-yl)quinoxaline hydrochloride</p>
54	 <p>3-chloro-N-((4-(1-isopropyl-1H-pyrazol-3-yl)-5-(quinoxalin-6-yl)-1H-imidazol-2-yl)methyl)aniline</p>
55	 <p>6-(4-(1-methyl-1H-pyrazol-3-yl)-1H-imidazol-5-yl)benzo[d]thiazole</p>
56	 <p>6-(4-(1-methyl-1H-pyrazol-3-yl)-1H-imidazol-5-yl)quinoxaline</p>
57	 <p>2-fluoro-N-((4-(1-isopropyl-1H-pyrazol-3-yl)-5-(quinoxalin-6-yl)-1H-imidazol-2-yl)methyl)aniline</p>

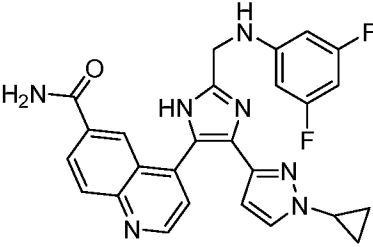
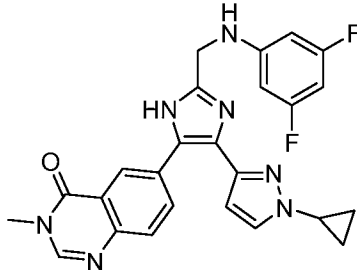
Compound No.	Structure and Name
58	 <p>3-fluoro-5-(((4-(1-isopropyl-1H-pyrazol-3-yl)-5-(quinoxalin-6-yl)-1H-imidazol-2-yl)methyl)amino)benzamide</p>
59	 <p>4-(4-(1-isopropyl-1H-pyrazol-3-yl)-5-(quinoxalin-6-yl)-1H-imidazol-2-yl)benzamide</p>
60	 <p>4-(5-(benzo[d]thiazol-6-yl)-4-(1-(difluoromethyl)-1H-pyrazol-3-yl)-1H-imidazol-2-yl)benzonitrile</p>

Compound No.	Structure and Name
61	 <p>4-(5-(benzo[d]thiazol-6-yl)-4-(1-(difluoromethyl)-1H-pyrazol-3-yl)-1H-imidazol-2-yl)benzamide</p>
62	 <p>5-(benzo[d]thiazol-6-yl)-4-(1-methyl-1H-pyrazol-3-yl)-1H-imidazole-2-carboxamide</p>
63	 <p>4-(5-(benzo[d]thiazol-6-yl)-4-(1-methyl-1H-pyrazol-3-yl)-1H-imidazol-2-yl)-3,5-dimethylbenzamide</p>

Compound No.	Structure and Name
64	 <p>4-(5-(benzo[d]thiazol-6-yl)-4-(1-methyl-1H-pyrazol-3-yl)-1H-imidazol-2-yl)-N-methylbenzamide</p>
65	 <p>4-(5-(benzo[d]thiazol-6-yl)-4-(1-methyl-1H-pyrazol-3-yl)-1H-imidazol-2-yl)-N-ethylbenzamide</p>
66	 <p>4-(5-(benzo[d]thiazol-6-yl)-4-(1-methyl-1H-pyrazol-3-yl)-1H-imidazol-2-yl)-N,N-dimethylbenzamide</p>

Compound No.	Structure and Name
67	 <p>4-(5-(benzo[d][1,3]dioxol-5-yl)-4-(1-methyl-1H-pyrazol-3-yl)-1H-imidazol-2-yl)benzamide</p>
68	 <p><i>N</i>-((4-(1-cyclopropyl-1H-pyrazol-3-yl)-5-(quinoxalin-6-yl)-1H-imidazol-2-yl)methyl)-3,5-difluoroaniline</p>
69	 <p><i>N</i>-((5-([1,2,4]triazolo[1,5-a]pyridin-6-yl)-4-(1-cyclopropyl-1H-pyrazol-3-yl)-1H-imidazol-2-yl)methyl)-3,5-difluoroaniline</p>
70	 <p>6-(4-(1-cyclopropyl-1H-pyrazol-3-yl)-2-(((3,5-difluorophenyl)amino)methyl)-1H-imidazol-5-yl)imidazo[1,2-a]pyridine-3-carboxamide</p>

Compound No.	Structure and Name
71	 <p>7-(4-(1-cyclopropyl-1H-pyrazol-3-yl)-2-(((3,5-difluorophenyl)amino)methyl)-1H-imidazol-5-yl)quinoxaline-2-carboxamide</p>
72	 <p>N-((4-(1-cyclopropyl-1H-pyrazol-3-yl)-5-(quinazolin-6-yl)-1H-imidazol-2-yl)methyl)-3,5-difluoroaniline</p>
73	 <p>6-(4-(1-cyclopropyl-1H-pyrazol-3-yl)-2-(((3,5-difluorophenyl)amino)methyl)-1H-imidazol-5-yl)quinazolin-4-ol</p>
74	 <p>6-(4-(1-cyclopropyl-1H-pyrazol-3-yl)-2-(((3,5-difluorophenyl)amino)methyl)-1H-imidazol-5-yl)imidazo[1,2-b]pyridazine-3-carboxamide</p>

Compound No.	Structure and Name
75	 <p data-bbox="467 667 1340 728">4-(4-(1-cyclopropyl-1H-pyrazol-3-yl)-2-(((3,5-difluorophenyl)amino)methyl)-1H-imidazol-5-yl)quinoline-6-carboxamide</p>
76	 <p data-bbox="483 1041 1324 1102">6-(4-(1-cyclopropyl-1H-pyrazol-3-yl)-2-(((3,5-difluorophenyl)amino)methyl)-1H-imidazol-5-yl)-3-methylquinazolin-4(3H)-one</p>

[0035] It will be recognized by one skilled in the art that basic nitrogen atoms present in the compounds disclosed herein may be combined with organic or inorganic acids resulting in the formation of salts. Some embodiments encompass an ALK5 inhibitor, as described above, wherein a derivative or a pharmaceutically acceptable salt thereof as the active biological agent. In addition, solvates comprised of either organic or inorganic solvents may also be prepared and found to be pharmaceutically acceptable or even preferable. Many of the compounds disclosed herein, whether as salts or free bases, may exist in one or more crystalline forms. Such polymorphic forms may have differing properties regarding, but not limited to, absorption, solubility, and stability, one or more of which may be pharmaceutically acceptable or even preferable.

[0036] In the case of ALK5 inhibitors that are to be administered orally, blending of the active ingredient with pharmaceutically acceptable carriers (e.g. excipients, disintegrants, binders, colorants, flavorings, emulsifiers, coatings, etc.), diluents, or solubilizing agents may provide a finished pharmaceutical product in the form of tablets, granules, powders, capsules, suspensions, syrups, or solutions, some of which may be designed for either quick release or timed release of the active drug agent. Similar or different formulations may be used for

compounds specified for delivery via an intravenous, pulmonary, intramuscular route, or via suppository. One skilled in the art—with the aid of this disclosure—will also appreciate that drug compounds disclosed herein may be derivatized as prodrugs designed to release the active ingredient in the GI system or in plasma. Thus, such prodrug derivatives are within the scope of this disclosure.

[0037] It will also be understood by skilled practitioners of the art that the scope of the compounds or synthetic intermediates embodied in the formula above may include molecules containing chiral centers. The present disclosure includes embodiments where such compounds are present in the form of enantiomers, diastereomers, meso structures, or racemic mixtures.

[0038] Generally, it is preferred in some embodiments that compounds disclosed herein, if they are comprised of enantiomers or diastereomers with one or more chiral centers, the preferred compound will be used as a single enantiomer or diastereomer. Single enantiomers or diastereomers may be prepared by using enantiomerically or diastereomerically pure starting reagents, or by the use of synthetic transformations known to provide control of chirality. Alternatively, racemic or diastereomeric mixtures may be resolved into enantiomerically or diastereomerically pure components through the use of standard chiral separation and/or crystallization techniques.

[0039] Also included in the scope of this disclosure are radiolabeled isomers or derivatives of the compounds of the formula described above that may be suitable for various *in vivo* biological studies.

[0040] One skilled in the art may prepare compounds of the invention by any of a number of known synthetic methods beginning with starting materials available from a commercial source or synthesized from simpler available molecules.

[0041] The following six reaction schemes are provided as various examples for synthesizing various embodiments of the compounds of the invention. Some compounds of the disclosure may be synthesized, as described below, where R² and R⁴ are as defined above.

[0042] Any formula given herein is also intended to represent unlabeled forms as well as isotopically labeled forms of the compounds. Isotopically labeled compounds have structures depicted by the formulas given herein except that one or more atoms are replaced by an atom having a selected atomic mass or mass number. Examples of isotopes that can be incorporated into compounds of the invention include isotopes of hydrogen, carbon, nitrogen, oxygen, phosphorous, fluorine, chlorine, and iodine, such as ²H, ³H, ¹¹C, ¹³C, ¹⁴C, ¹⁵N, ¹⁸O, ¹⁷O, ³¹P, ³²P, ³⁵S, ¹⁸F, ³⁶Cl, and ¹²⁵I, respectively. Such isotopically labeled compounds are useful in

metabolic studies (for example with ^{14}C), reaction kinetic studies (with, for example ^2H or ^3H), detection or image techniques [such as positron emission tomography (PET) or single-photon emission computed tomography (SPECT)] including drug or substrate tissue distribution assays, or in radioactive treatment of patients. In particular, an ^{18}F or ^{11}C labeled compound may be particularly suitable for PET or SPECT studies. Further, substitution with heavier isotopes such as deuterium (*i.e.*, ^2H) may afford certain therapeutic advantages resulting from greater metabolic stability, for example increased *in vivo* half-life or reduced dosage requirements. Isotopically labeled compounds of this invention and prodrugs thereof can generally be prepared by carrying out the procedures disclosed in the schemes or in the examples and preparations described below by substituting a readily available isotopically labeled reagent for a non-isotopically related reagent. Deuteration is particularly appropriate for compounds containing methyl or methylene groups

[0043] Table 2, below, describes the results of assays carried out on some compounds of the invention. Exemplified compounds were confirmed to inhibit ALK5 activity in enzyme and cellular assays in the following assay systems conducted by ThermoFisher in Madison, WI according to their commercially available protocols.

ThermoFisher SelectScreen™ Biochemical Kinase Profiling Service, LanthaScreen™ Eu Kinase Binding Assay TGFBR1 (ALK5)

[0044] Exemplified compounds were screened in 1% DMSO (final concentration) by 3-fold serial dilutions from 10,000 nM to 0.316 nM to produce an IC_{50} or at single concentrations of 10,000, 1000 and 100 nM according to the following protocol. To low volume, white 384-well plates (Greiner Cat#784207) add 160 nL 100x compound in 100% DMSO, 3.84 uL kinase buffer (50 mM HEPES, pH 7.5, 0.01% BRIJ-35, 10mM MgCl_2 , 1mM EGTA), 8 uL 2x kinase/antibody mixture in kinase buffer (final ALK5 concentration of 5 nM; final Eu-anti-GST antibody concentration of 2 nM), 4 uL 4x Tracer #178 in kinase buffer (final concentration of 5 nM). Gently shake the plates for 30 seconds and incubate at room temperature for 1 hour before reading fluorescence on a plate reader. Percent inhibition was determined compared to DMSO only control (maximal ALK5 tracer binding) and sigmoidal dose response curve fit yielded IC_{50} values as indicated in Table 2. For those compounds marked with an asterisk, activity was evaluated at three concentrations (10000, 1000, 10 nM) and the IC_{50} is depicted as less than the lowest concentration producing >50% inhibition.

ThermoFisher SelectScreen™ Cell-based Pathway Profiling Service GeneBLAzer Beta-

lactamase (bla) Reporter Technology - TGF-beta 1 stimulated SBE-bla HEK 293T Cell-based Assay

[0045] SBE-bla HEK 293T cells were thawed and re-suspended in Assay Media (OPTI-MEM, 0.5% dialyzed FBS, 0.1 mM NEAA, 1 mM Sodium Pyruvate, 100 U/mL/100 µg/mL Pen/Strep) to a concentration of 625,000 cells/mL. 32 µL of cell suspension (20,000 cells) was added to each well of a 384- well Poly-D-Lysine assay plate. Cells in Assay Media were incubated for 16-24 hours in the plate at 37 °C/5% CO₂ in a humidified incubator. 4 µL of a 10X serial dilution of ALK5 inhibitors (10x = 100,000-3.16 nM) was added to appropriate wells of the plate and pre-incubated at 37°C/5% CO₂ in a humidified incubator with cells for 30 minutes. Final concentration of inhibitor ranged from 10,000nM to 0.316nM. 4 µL of 10X TGF-beta 1 (final concentration of 0.03 nM) was added to wells containing the inhibitors. The plate was incubated for 5 hours at 37 °C/5% CO₂ in a humidified incubator. 8 µL of 1 µM Substrate Loading Solution was added to each well and the plate was incubated for 2 hours at room temperature before being read on a fluorescence plate reader. Percent inhibition was determined compared to DMSO only control (maximal TGF-beta 1 stimulation) and sigmoidal dose response curve fit yielded IC₅₀ values as indicated in Table 2. For those compounds marked with an asterisk, activity was evaluated at three concentrations (10000, 1000, and 100 nM) and the IC₅₀ is depicted as less than the lowest concentration producing greater than 50% inhibition.

TABLE 2: Biological activity assay results

Compound No.	Cells (SBE_HEK293T) IC ₅₀ (nM)	TβRI (ALK5) Binding IC ₅₀ (nM)
2	>10000	1370
4	>10000	1370
6	3870	354
8	>10000	811
10	2665	264
12	>10000	-----
14	>10000	-----
16*	3570	<1000
17*	-----	<1000
20*	1270	<100
22*	1090	<100
24*	1930	<200
26*	-----	<100
27*	-----	<100

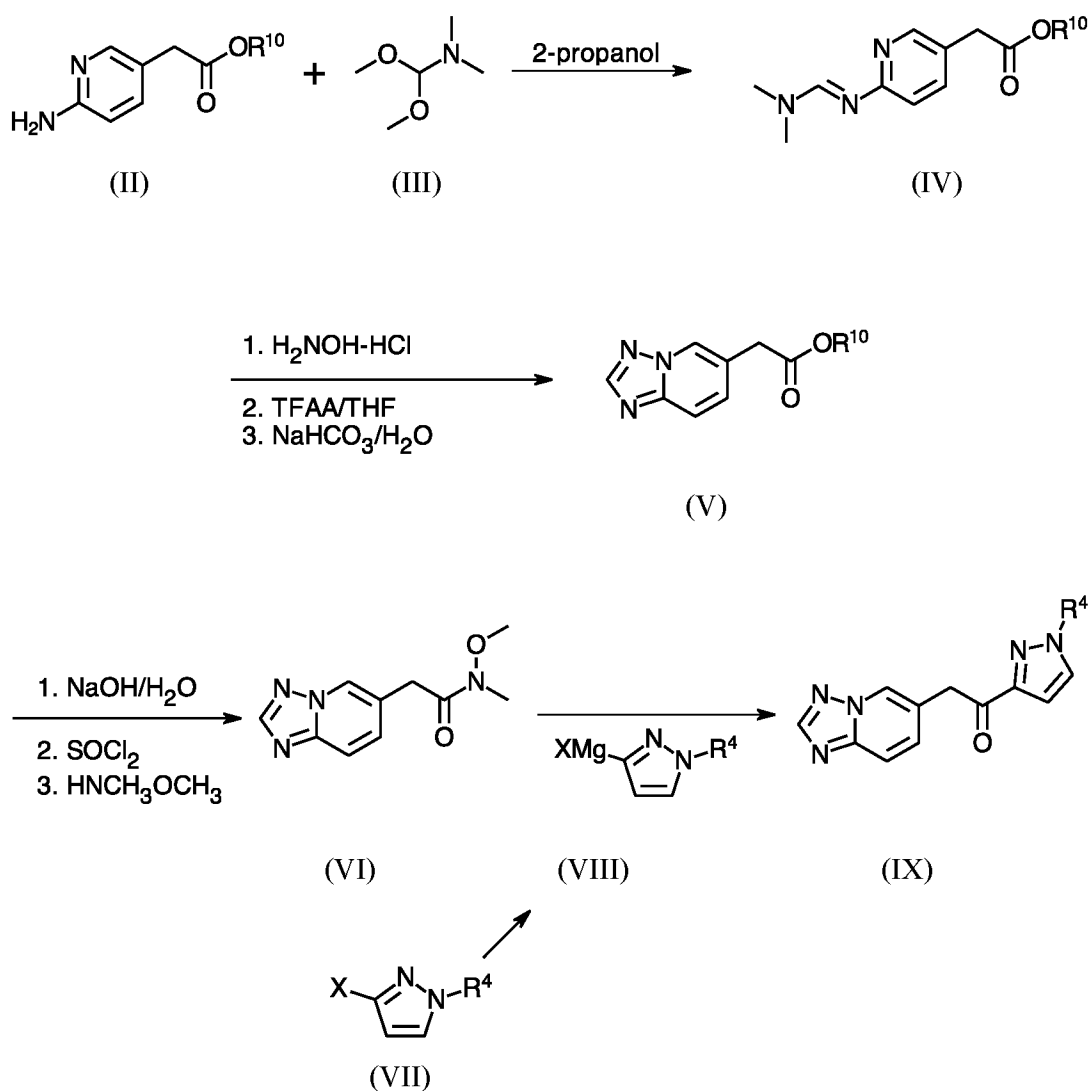
28*	757	<100
29*	4620	<100
31*	8930	<1000
33*	9120	<200
34	379	49
36	507	103
37	53.2	5.6
38*	3180	<100
39	53.6	46.4
40*	1050	<100
41	77.5	33
42*	-----	<1000
43*	485	<100
44	37.4	6.66
45*	323	<100
46	11.6	5.6
47	19.5	6.6
48*	-----	<100
49*	-----	<1000
50	1070	138
51	-----	260
53*	-----	<1000
54	211	31.2
55	132	4.71
56	1050	43.6
57	2190	128
58	3920	78
59	-----	889
60	-----	71.7
61	65.3	7.55
62	1130	45.8
63	3030	399
64	632	44.6
65	654	46.2
66	1360	285
67	-----	50
68	10.9	1.2
69	-----	3

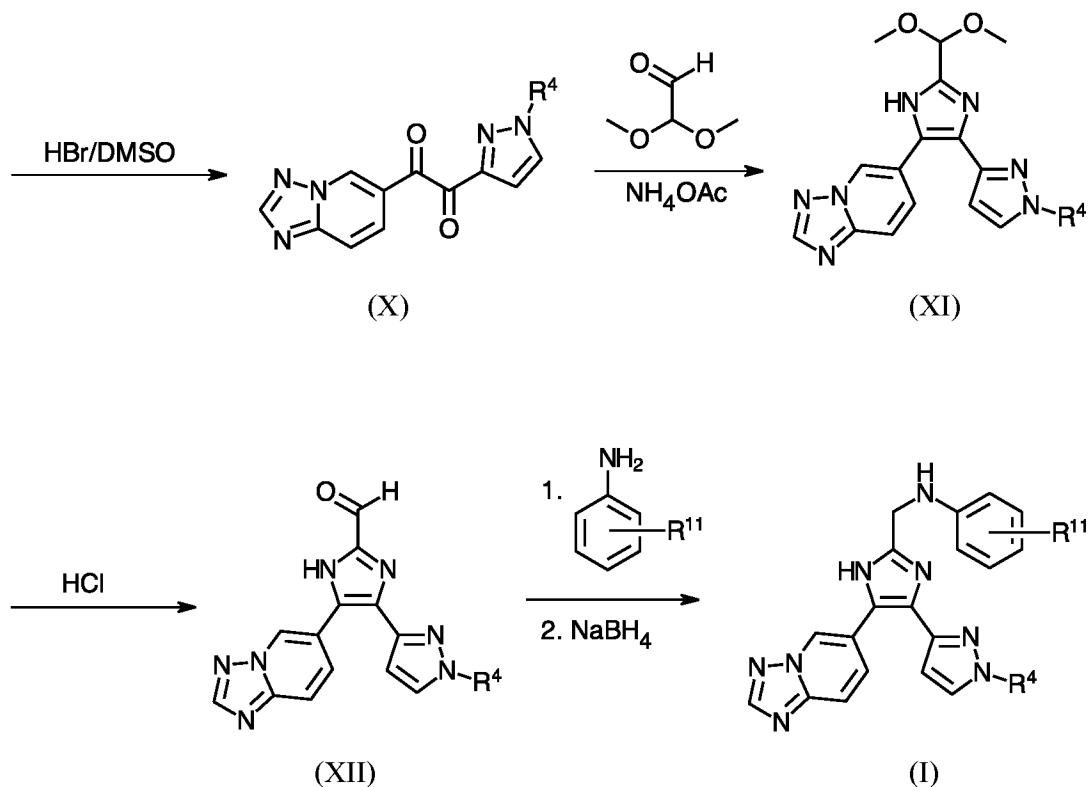
Scheme 1

[0046] In Scheme 1 illustrated below, compound (I), which is a subset of the compounds of the invention, where substituent R¹¹ may be a halogen, alkyl group, etc. as defined by R¹ above, may be prepared beginning with an ester of structure (II), where R¹⁰ = alkyl (most typically methyl or ethyl). Ester (II) may be reacted with acetal (III) in a suitable solvent to provide

amidine (IV), which may then be reacted with hydroxylamine, followed by trifluoroacetic acid anhydride and then sodium bicarbonate, to provide ester (V). Ester (V) may be converted to its corresponding Weinreb amide (VI) by hydrolysis to the corresponding carboxylic acid, treatment with thionyl chloride, and reaction of the resultant acid chloride with methoxymethylamine. Reaction of amide (VI) with Grignard reagent (VIII), derived in turn from the reaction of magnesium metal with halopyrazole (VII), provides ketone (IX). In various embodiments, the halogen of (VII) may be either chloro, bromo, or iodo. Oxidation of (IX) with hydrobromic acid in dimethyl sulfoxide (DMSO) produces diketone (X). Other oxidizing reagents to affect this conversion include selenium dioxide or nitric acid.

Scheme 1

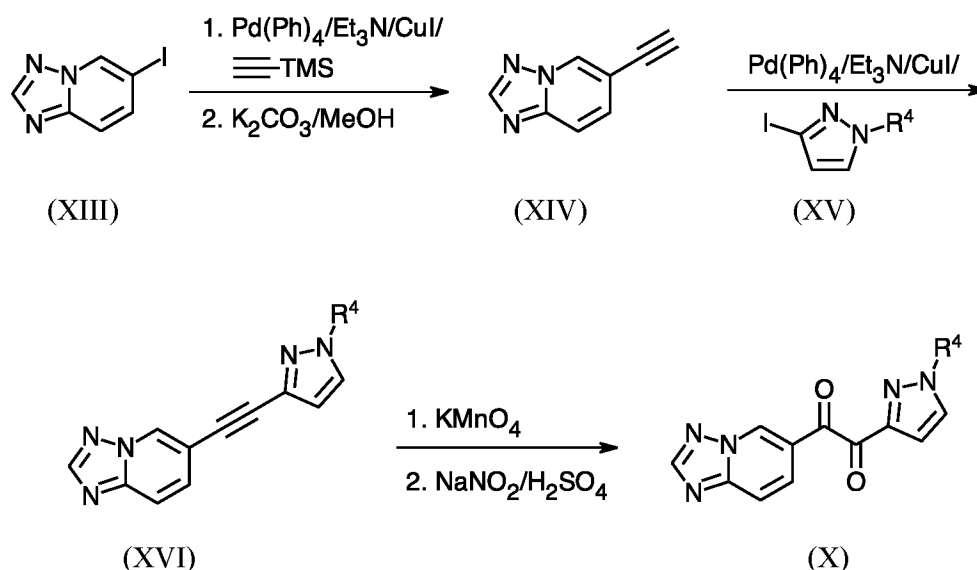




Scheme 2

[0047] Another method of making intermediate (X) is shown in Scheme 2 and begins with the Sonogashira palladium-catalyzed coupling of 5-iodo-1,3,3a-triazaindene (XIII) with trimethylsilylacetylene, followed by de-silylation with potassium carbonate to provide alkyne (XIV). A second Sonogashira coupling with iodopyrazole (XV) then gives alkyne (XVI), which upon treatment with potassium permanganate followed by sodium nitrite in sulfuric acid, provides intermediate diketone (X). In Scheme 1, the condensation of (X) with glyoxal dimethyl acetal provides acetal (XI), which upon treatment with a suitable aqueous acid such as hydrochloric acid provides the aldehyde (XII). Reductive amination with an appropriate substituted aniline followed by treatment with a reducing agent such as sodium borohydride gives compound (I). One skilled in the art will appreciate that the intermediate aldehyde (XII) represents a convenient advanced intermediate for the preparation of further compounds disclosed herein where R³ is specified as a 1,3,3a-triazainden-5-yl group.

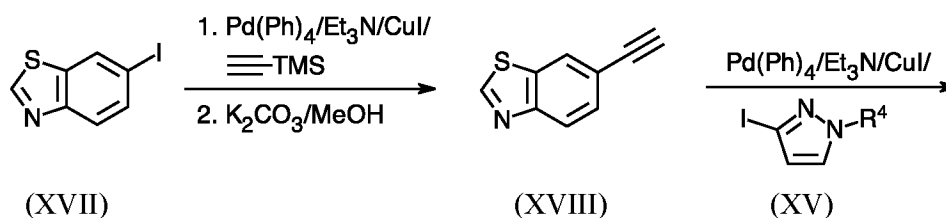
Scheme 2

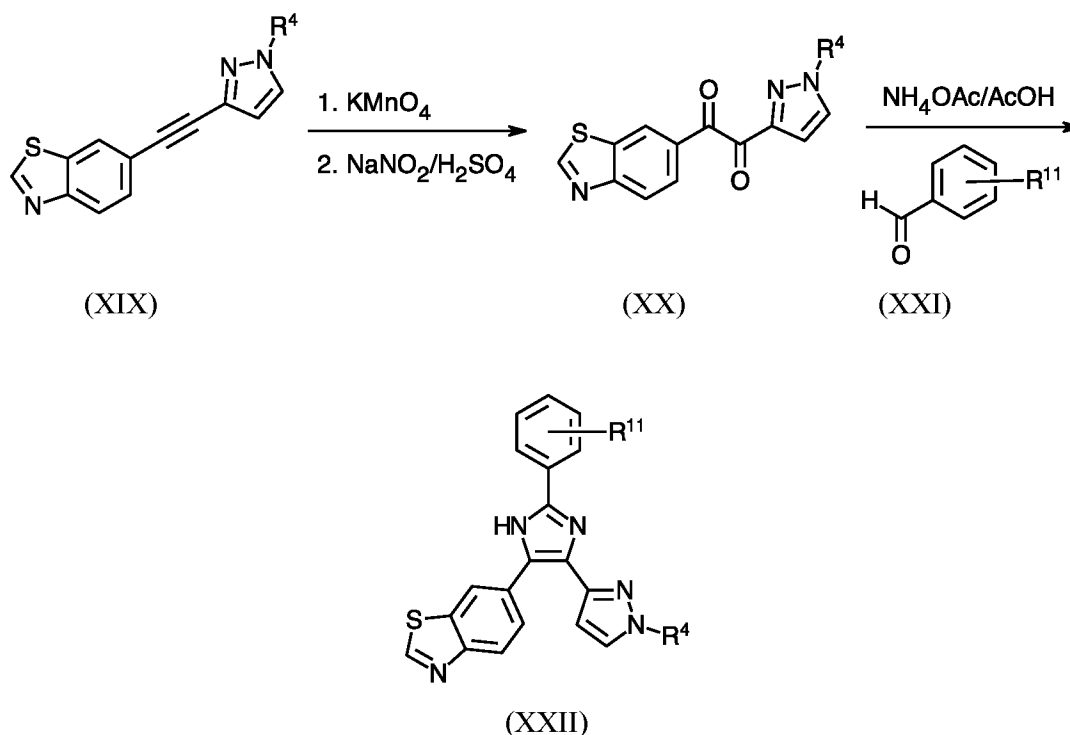


Scheme 3

[0048] Scheme 3 shows the synthesis of compound (XXII) beginning with iodide (XVII). As described above, for the synthesis of compound (X) in Scheme 2, two successive Sonogashira reactions may be used to make compound (XIX), which is then oxidized to the diketone (XX). Cyclization of (XX) with ammonium acetate and an appropriate benzaldehyde (XXI) in acetic acid gives final compound (XXII). As described above, R^{11} may represent halogen, alkyl group, etc. as defined by R^1 above. Those skilled in the art will appreciate that the intermediate diketone (XX) may represent a convenient advanced intermediate for the preparation of further compounds disclosed where R^3 is specified as a 1,3-benzothiazol-6-yl group.

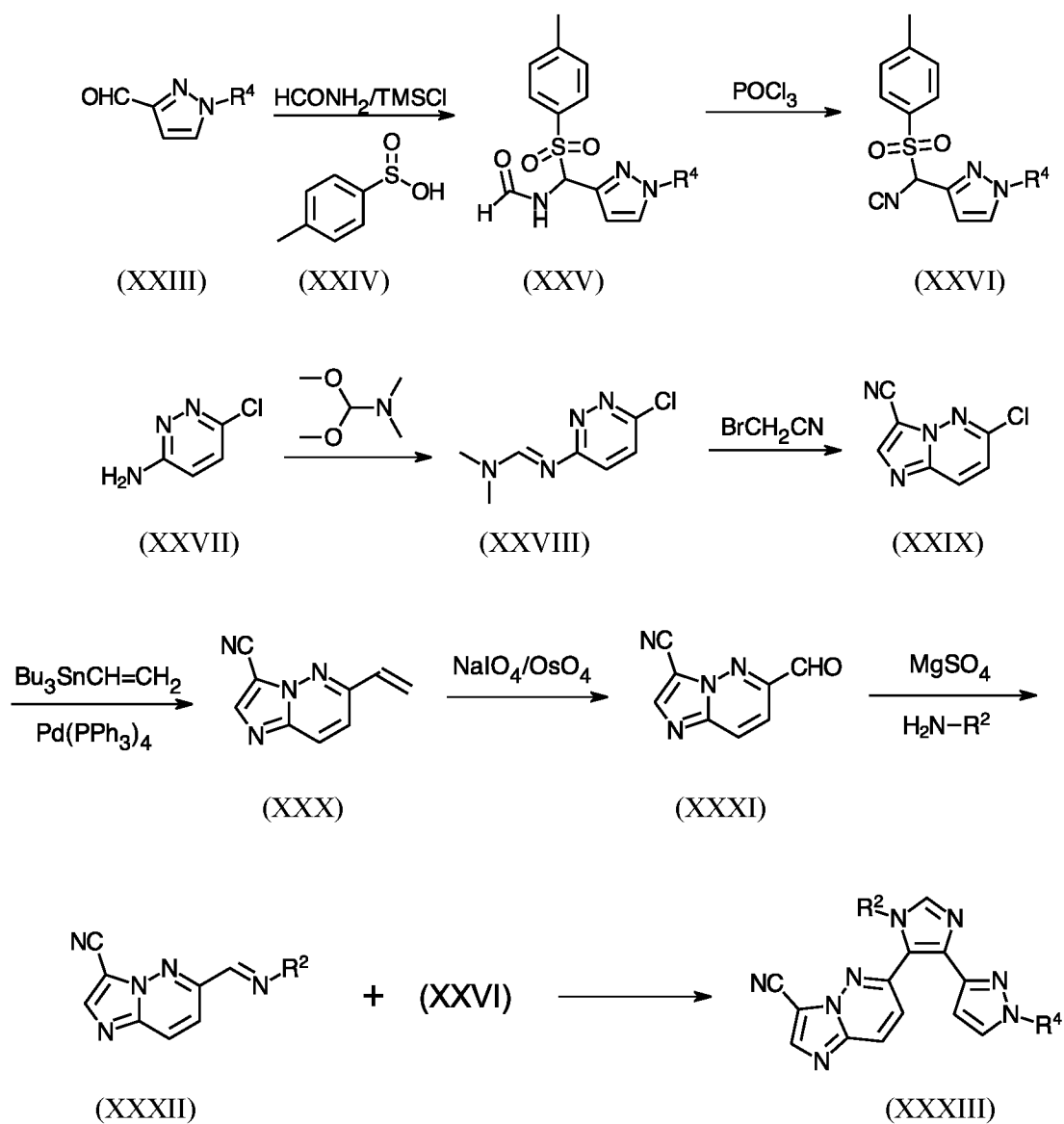
Scheme 3



**Scheme 4**

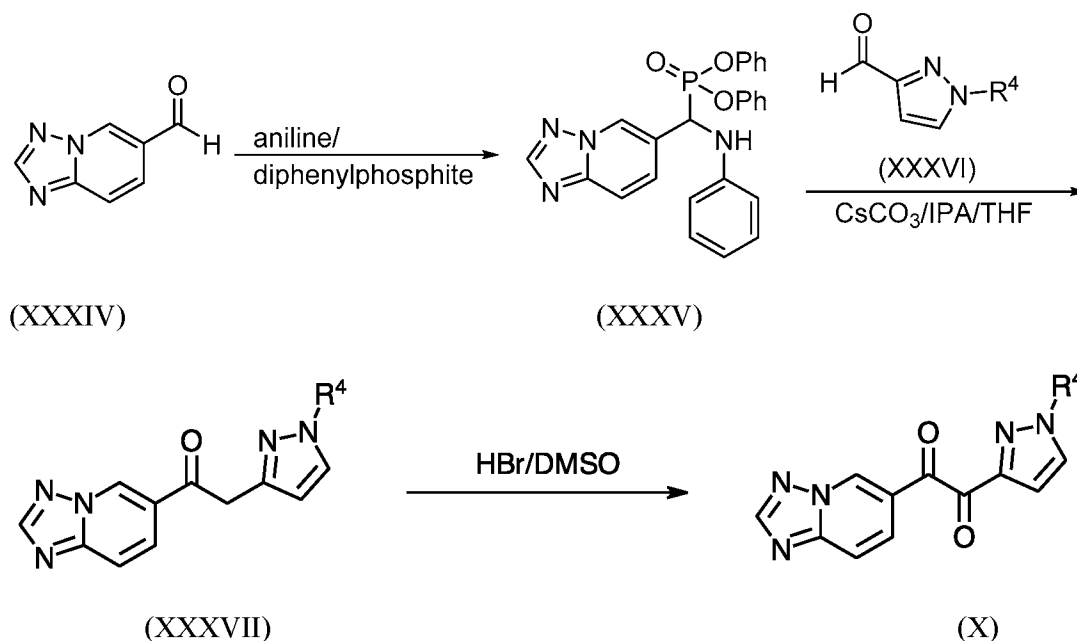
[0049] Scheme 4 shows the preparation of compound (XXXIII) beginning with the reaction of pyrazole aldehyde (XXIII) with p-toluenesulfinic acid (XXIV) in the presence of formamide and trimethylsilyl chloride. The resulting tosylate (XXV) may then be treated with phosphoryl chloride to give the isonitrile (XXVI). Pyridazine (XXVII) may be treated with dimethylformamide dimethyl acetal to give the amidine (XXVIII), which may in turn be cyclized to compound (XXIX) in a suitable solvent by treatment with bromoacetonitrile. Palladium (0) catalyzed coupling of tri-n-butylvinylstannane gives olefin (XXX), which may then be oxidized with a suitable oxidant, such as osmium tetroxide in the presence of sodium periodate, to give aldehyde (XXXI). Imine formation with an appropriate amine then supplies compound (XXXII) which, when reacted with intermediate (XXVI), may give (XXXIII). It will be appreciated by one skilled in the art that the steps outlined in Scheme 4 are general for compounds disclosed herein where R^1 is hydrogen.

Scheme 4

**Scheme 5**

[0050] Scheme 5 shows an alternate preparation of compound (X), a key intermediate from Scheme 1, beginning with known aldehyde (XXXIV), which may be condensed with aniline and diphenylphosphite to provide the known adduct (XXXV). Further reaction with pyrazole aldehyde (XXXVI) then provides ketone (XXXVII), oxidation of which with hydrobromic acid in DMSO gives dione (X).

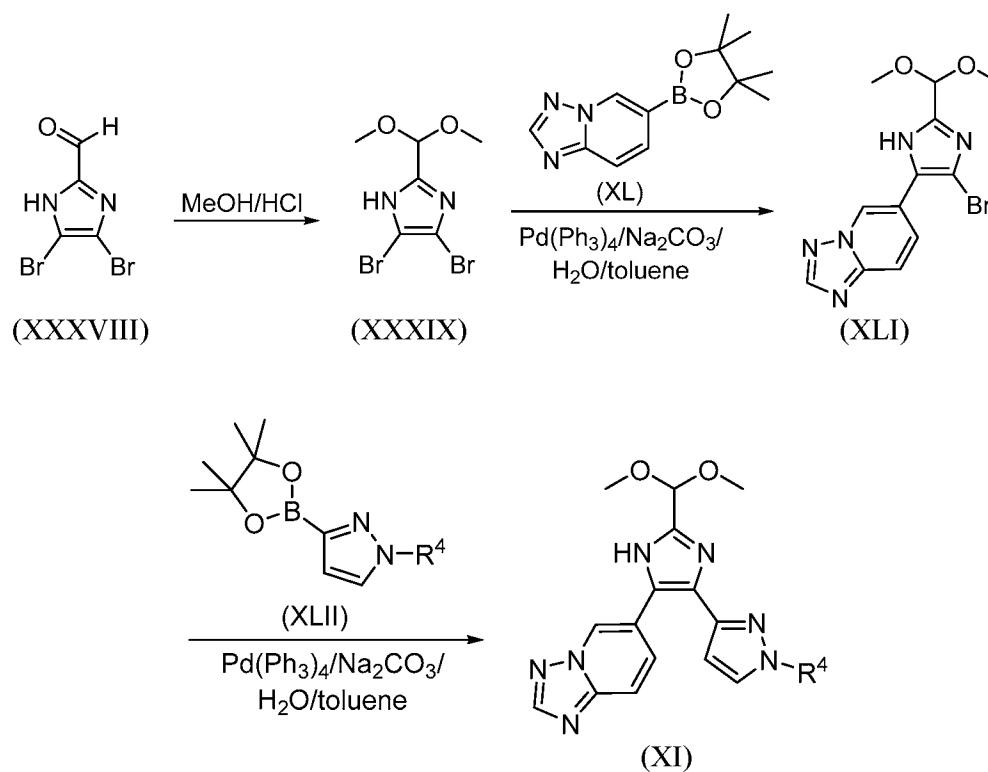
Scheme 5



Scheme 6

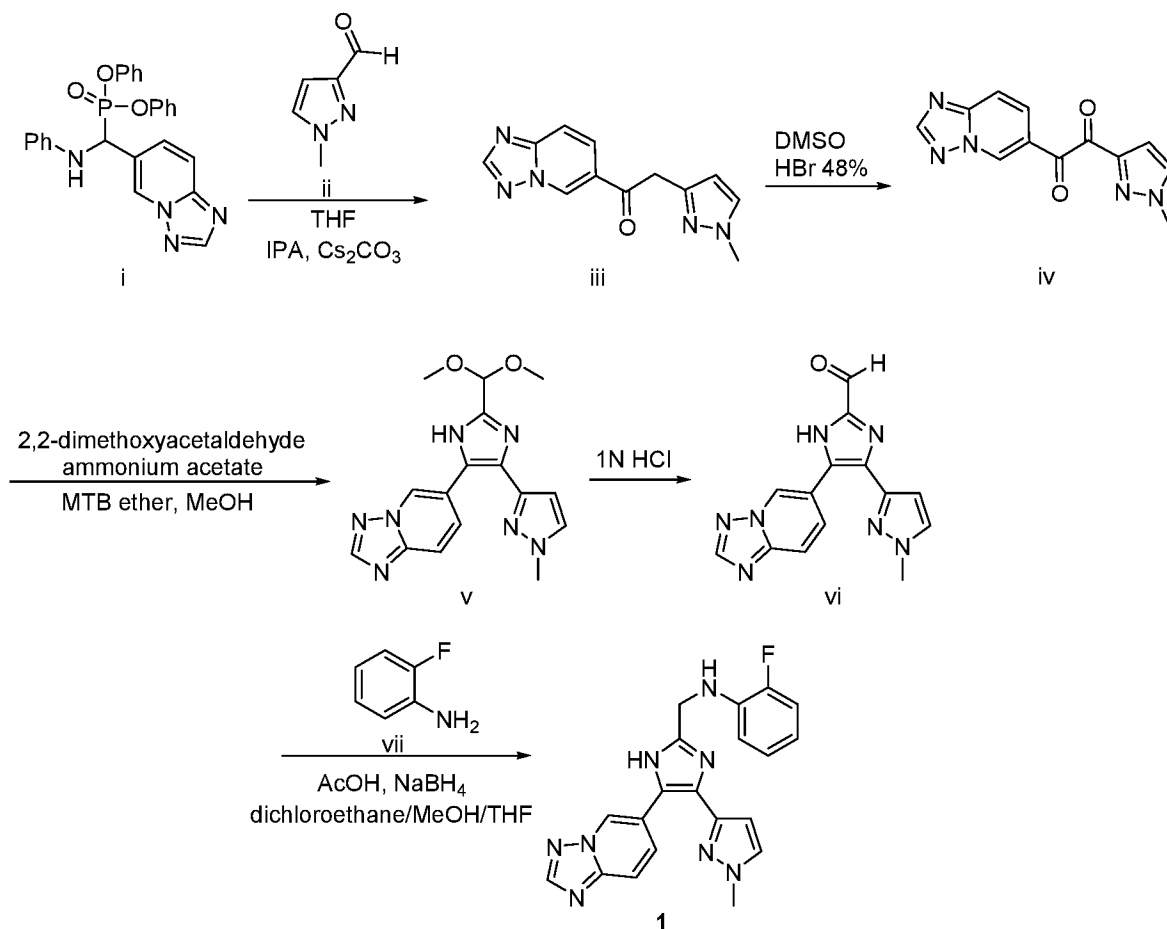
[0051] Scheme 6 outlines a Suzuki boronic ester coupling strategy for the preparation of compound (XI), a key intermediate from Scheme 1, beginning with known aldehyde (XXXVIII). After treatment with acid in methanol to provide acetal (XXXIX), palladium-catalyzed coupling with known pinacolboronic ester (XL) gives bromide (XLI). A second palladium-catalyzed coupling with pinacolboronic ester (XLII) provides acetal (XI). One skilled in the art will appreciate that intermediate (XXXIX) has an acidic proton in the imidazole ring. This position may be protected if necessary prior to Suzuki coupling using an appropriate group such as a [2-(trimethylsilyl)ethoxy]methyl (SEM) moiety. De-protection using tetra-n-butylammonium fluoride or a similar reagent would then provide the free imidazole at some downstream point in the synthesis.

Scheme 6



EXAMPLES

Example 1. Synthesis of Compound 1 (N-((5-([1,2,4]triazolo[1,5-a]pyridin-6-yl)-4-(1-methyl-1H-pyrazol-3-yl)-1H-imidazol-2-yl)methyl)-2-fluoroaniline)



[0052] Phosphonate **i** can be synthesized from known aldehyde [1,2,4]triazolo[1,5-a]pyridine-6-carbaldehyde (CAS #614750-81-1) following Preparation 7 (see below). Known phosphonate **i** (CAS 1415663-77-2, 6.0 g, 13.2 mmol) and known aldehyde **ii** (CAS #27258-32-8, 1.75 g, 15.9 mmol) are dissolved in a mixture of dry tetrahydrofuran (112 mL) and dry isopropyl amine (35 mL). Cesium carbonate (6.9 g, 21.2 mmol) is added at room temperature, and the resultant mixture stirred for 20 hours at room temperature until the reaction is complete. The reaction mixture is cooled to 10 °C, and 60 mL of 3N HCl is added. The reaction is stirred for 2 hours at room temperature, and the mixture is extracted into methyl *t*-butyl ether. The organic layer is separated and washed three times with 1N HCl (25 mL). Residual solvent is evaporated to give **iii** in 78% yield.

[0053] The resulting product (**iii**, 2.5 g, 10.3 mmol) was dissolved in DMSO (20 mL) and cooled to 0 °C. Hydrobromic acid (48%, 5 mL, 41.5 mmol) is added. The reaction is heated to 65 °C and stirred for 2 hours. After cooling to 0 °C, 10 g of ice is added to the reaction mixture,

and the pH adjusted to pH 10 by addition of 10% potassium carbonate. The mixture is stirred at 10 °C for 10 minutes, and the resultant yellow solid (iv) is filtered and rinsed with ice-cold water (76% yield).

[0054] Dione iv (2.0 g, 7.8 mmol) is dissolved in methyl *t*-butyl ether (40 mL) and dry methanol (20 mL). 2,2-dimethoxy acetaldehyde (1.7 g, 9.6 mmol) and ammonium acetate (60%, 1.5 g, 12 mmol) are added. The reaction is stirred at room temperature for 18 hours, then cooled to 10 °C. The pH is adjusted to pH 8-9 via addition of aqueous sodium carbonate. The resultant mixture is extracted into chloroform (3 x 50 mL). The organic layer is washed with water and dried over sodium sulfate before removal of the residual solvent. The resultant brown oil is dissolved in methyl *t*-butyl ether (15 mL) and the solvent is removed. Hexanes (2 x 20 mL) are added, and the solvent is decanted to give v in 95% yield.

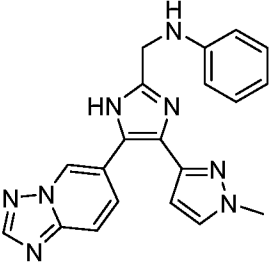
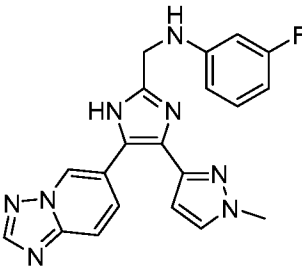
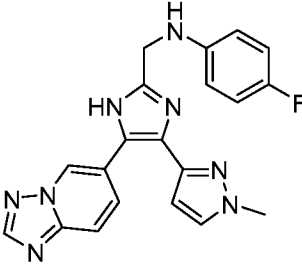
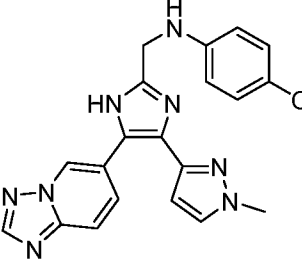
[0055] The resulting solid (v, 2.5 g, 7.4 mmol) is dissolved in 1N HCl (55 mL) and stirred for 3 hours at 70 °C. The mixture is cooled to 0 °C and the pH adjusted to 7-8 with aqueous sodium bicarbonate. The solid is separated and maintained for 30 minutes at 5 °C, after which it is filtered and washed with ice-cold water. Methanol is added, the mixture is heated to 50 °C, then cooled and filtered to give a light brown solid (aldehyde vi, 83% yield).

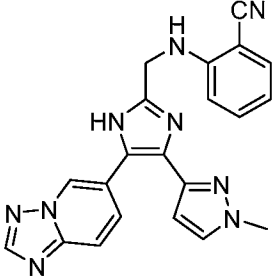
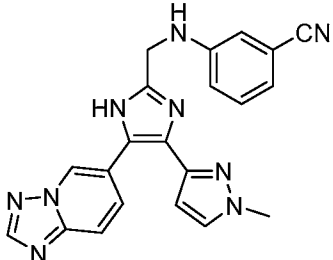
[0056] Aldehyde vi (1 g, 3.4 mmol) is dissolved in dichloroethane (20 mL). Acetic acid (200 mg, 3.4 mmol) is added, along with 2-fluoro-aniline (vii, 560 mg, 5.1 mmol). The mixture is refluxed for 2 hours, then cooled to 0 °C. Methanol (10 mL) and tetrahydrofuran (5 mL) are added, then 538 mg (10.2 mmol) of sodium borohydride are added slowly. The mixture is warmed to room temperature and stirred for 3 hours. The reaction is cooled to 10 °C and the pH adjusted to pH 7 with 1N HCl. The mixture is extracted into dichloromethane, and the organic layer is dried over sodium sulfate. Residual solvent is removed prior to flash chromatography in 5% methanol in dichloromethane to yield **1** (MS *m/z* M+1 = 389.2).

[0057] Further compounds that can be prepared essentially according to the method described above are shown in Table 3:

Table 3

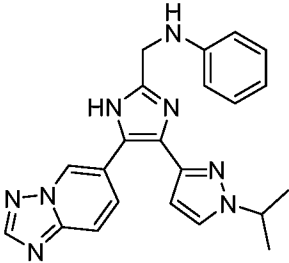
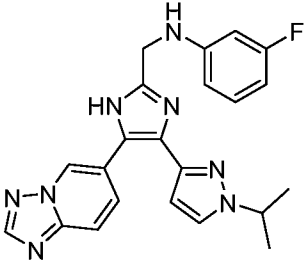
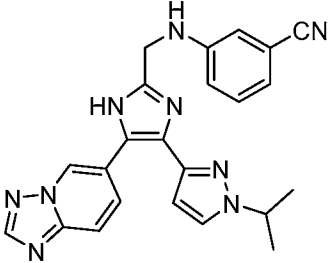
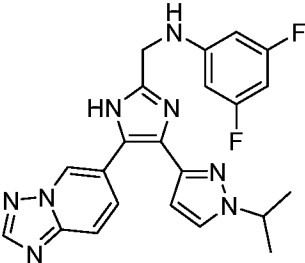
#	Structure and Name	Physical Data (MS, <i>m/z</i> M+1)	% Yield (overall)
---	--------------------	---------------------------------------	----------------------

3	 <p><i>N</i>-((5-([1,2,4]triazolo[1,5-a]pyridin-6-yl)-4-(1-methyl-1<i>H</i>-pyrazol-3-yl)-1<i>H</i>-imidazol-2-yl)methyl)aniline</p>	371.3	21.4%
5	 <p><i>N</i>-((5-([1,2,4]triazolo[1,5-a]pyridin-6-yl)-4-(1-methyl-1<i>H</i>-pyrazol-3-yl)-1<i>H</i>-imidazol-2-yl)methyl)-3-fluoroaniline</p>	389.2	16.8%
7	 <p><i>N</i>-((5-([1,2,4]triazolo[1,5-a]pyridin-6-yl)-4-(1-methyl-1<i>H</i>-pyrazol-3-yl)-1<i>H</i>-imidazol-2-yl)methyl)-4-fluoroaniline</p>	389.2	17.8%
11	 <p><i>N</i>-((5-([1,2,4]triazolo[1,5-a]pyridin-6-yl)-4-(1-methyl-1<i>H</i>-pyrazol-3-yl)-1<i>H</i>-imidazol-2-yl)methyl)-4-chloroaniline</p>	405.2	9.7%

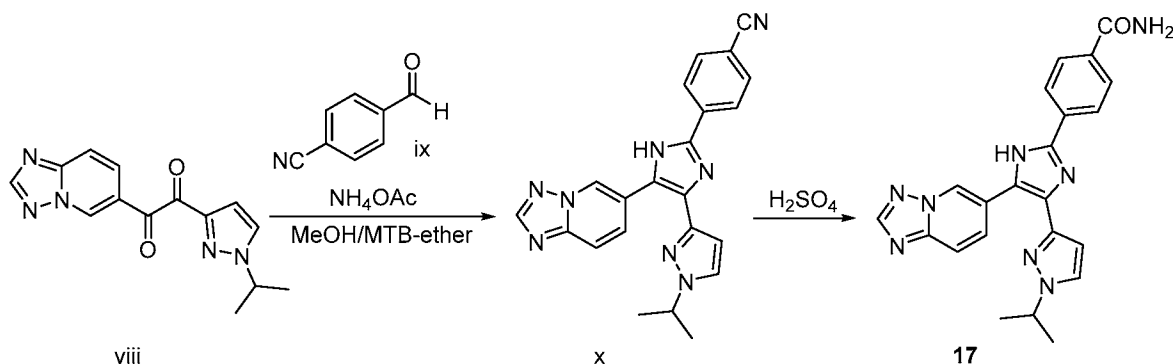
13	 <p>2-(((5-([1,2,4]triazolo[1,5-a]pyridin-6-yl)-4-(1-methyl-1H-pyrazol-3-yl)-1H-imidazol-2-yl)methyl)amino)benzonitrile</p>	396.3	14.1%
15	 <p>3-(((5-([1,2,4]triazolo[1,5-a]pyridin-6-yl)-4-(1-methyl-1H-pyrazol-3-yl)-1H-imidazol-2-yl)methyl)amino)benzonitrile</p>	396.2	9.7%

[0058] Replacing 1-methyl-1H-pyrazole-3-carbaldehyde (ii) with 1-isopropyl-1H-pyrazole-3-carbaldehyde (CAS #1226694-29-6) in the above sequence provides for the synthesis of the compounds listed in Table 4.

Table 4

#	Structure and Name	Physical Data (MS, m/z M+1)	% Yield (overall)
9	 <p><i>N</i>-((5-([1,2,4]triazolo[1,5-a]pyridin-6-yl)-4-(1-isopropyl-1<i>H</i>-pyrazol-3-yl)-1<i>H</i>-imidazol-2-yl)methyl)aniline</p>	399.5	9.6%
19	 <p><i>N</i>-((5-([1,2,4]triazolo[1,5-a]pyridin-6-yl)-4-(1-isopropyl-1<i>H</i>-pyrazol-3-yl)-1<i>H</i>-imidazol-2-yl)methyl)-3-fluoroaniline</p>	417.3	20%
28	 <p>3-(((5-([1,2,4]triazolo[1,5-a]pyridin-6-yl)-4-(1-isopropyl-1<i>H</i>-pyrazol-3-yl)-1<i>H</i>-imidazol-2-yl)methyl)amino)benzonitrile</p>	424.2	14%
35	 <p><i>N</i>-((5-([1,2,4]triazolo[1,5-a]pyridin-6-yl)-4-(1-isopropyl-1<i>H</i>-pyrazol-3-yl)-1<i>H</i>-imidazol-2-yl)methyl)-3,5-difluoroaniline</p>	435.4	29%

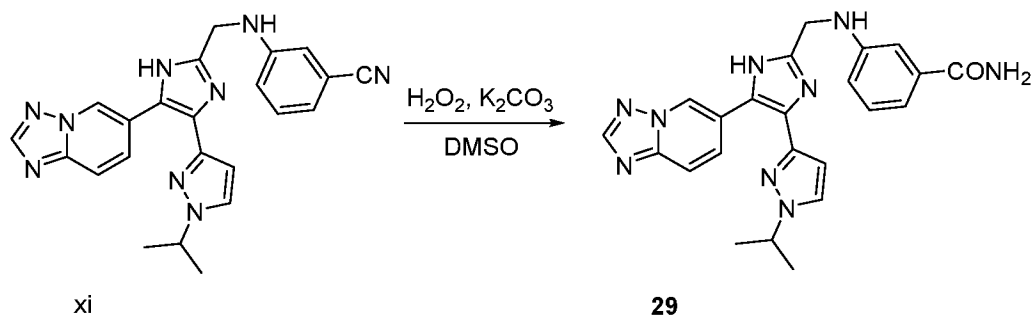
Example 2. Synthesis of Compound 17 (4-(5-([1,2,4]triazolo[1,5-a]pyridin-6-yl)-4-(1-isopropyl-1H-pyrazol-3-yl)-1H-imidazol-2-yl)benzamide)



[0059] Starting dione viii (150 mg, 0.53 mmol) is dissolved in methanol (1.5 mL) and methyl *t*-butyl ether (3.0 mL). The reaction is cooled to 15 °C and 4-cyanobenzaldehyde ix (174 mg, 1.325 mmol) and ammonium acetate (102 mg, 1.325 mmol) are added. The reaction is stirred at room temperature for 16 hours, and quenched with aqueous sodium bicarbonate (to pH 8). The mixture is extracted into ethyl acetate, and the organic layer is washed with brine, dried over sodium sulfate, and concentrated to yield desired nitrile x in 23% yield.

[0060] Nitrile x (40 mg, 0.10 mmol) is dissolved in concentrated sulfuric acid (1.0 mL) at 10 °C, then warmed to room temperature and stirred for 5 hours. The reaction is cooled to 0 °C, then diluted with ice. Aqueous ammonia is added (to pH = 8.5), and the mixture is extracted into dichloromethane. The organic layer is washed with brine, dried over sodium sulfate, and concentrated. The product is purified on aluminum oxide, using 5% methanol in dichloromethane as the mobile phase to give **17** in 50% yield (MS *m/z* *M*+2 = 414.2)

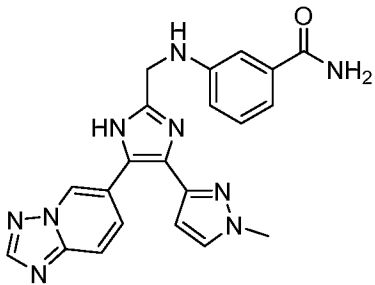
Example 3. Synthesis of Compound 29 (3-(((5-([1,2,4]triazolo[1,5-a]pyridin-6-yl)-4-(1-isopropyl-1H-pyrazol-3-yl)-1H-imidazol-2-yl)methyl)amino)benzamide)



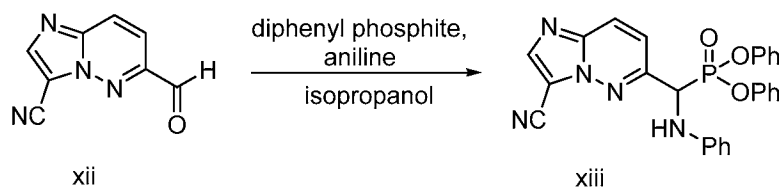
[0061] In an alternative method to install the desired amide, nitrile xi (50 mg, 0.118 mmol) is dissolved in DMSO (2 mL), and potassium carbonate (18 mg, 0.13 mmol) is added, followed by hydrogen peroxide (0.6 mL). The reaction is heated to 100 °C and stirred for 1 hour. The mixture is diluted with 10 mL of water and extracted into dichloromethane. The organic layer is washed with brine, dried over sodium sulfate, and concentrated. The crude material is purified on basic aluminum oxide with 5% methanol in dichloromethane as the mobile phase to give compound **29** in trace yield.

[0062] Either method of amide installation can be used to complete the synthesis of compound **18** (below) from compound **15**.

Table 5

#	Structure and Name	Physical Data	% Yield (from nitrile)
18	 <p>3-(((5-([1,2,4]triazolo[1,5-a]pyridin-6-yl)-4-(1-methyl-1H-pyrazol-3-yl)-1H-imidazol-2-yl)methyl)amino)benzamide</p>	414.3	12%

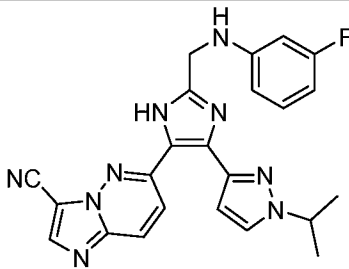
Example 4. Synthesis of diphenyl ((3-cyanoimidazo[1,2-b]pyridazin-6-yl)(phenylamino)methyl)phosphonate (xiii)



[0063] Known aldehyde xii (see WO 2016/140884, CAS #2001563-08-0) (1.0 g, 5.8 mmol) and aniline (550 mg, 5.9 mmol) are added to a dry round bottom flask and stirred for 30 minutes. Isopropanol (2 mL) is added and the reaction stirred for 2 hours at room temperature. Diphenyl phosphite (1.5 mL, 7.5 mmol) is added, and the reaction heated to 45 °C for one hour, then stirred overnight at room temperature. The solvent is removed and the product purified by flash chromatography (10% - 30% ethyl acetate in hexanes) to give xiii in 47% yield.

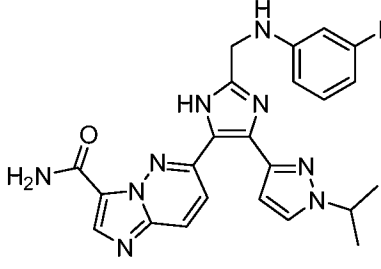
[0064] Once synthesized, phosphonate xiii can be treated to the conditions described in to give compound **27** shown below in Table 6.

Table 6

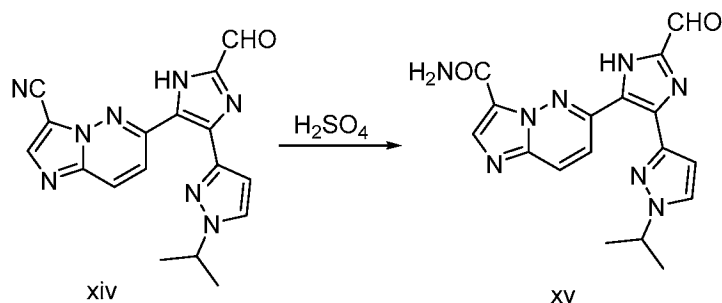
#	Structure and Name	Physical Data (MS, m/z M+1)	% Yield (overall)
27	 6-(2-(((3-fluorophenyl)amino)methyl)-4-(1-isopropyl-1H-pyrazol-3-yl)-1H-imidazol-5-yl)imidazo[1,2-b]pyridazine-3-carbonitrile	442.3	1.1%

[0065] Compound 27 can further be treated using the conditions in Example 3 to give compound **34** shown below in Table 7.

Table 7

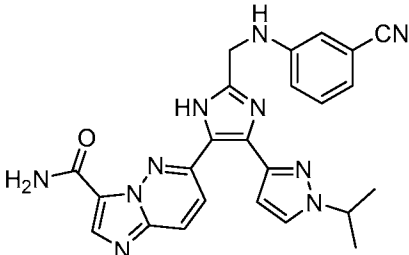
#	Structure and Name	Physical Data (MS, m/z M+1)	% Yield (from nitrile)
34	 6-(2-(((3-fluorophenyl)amino)methyl)-4-(1-isopropyl-1H-pyrazol-3-yl)-1H-imidazol-5-yl)imidazo[1,2-b]pyridazine-3-carboxamide	460.3	<1%

Example 5. Synthesis of 6-(2-formyl-4-(1-isopropyl-1H-pyrazol-3-yl)-1H-imidazol-5-yl)imidazo[1,2-b]pyridazine-3-carboxamide (xv)

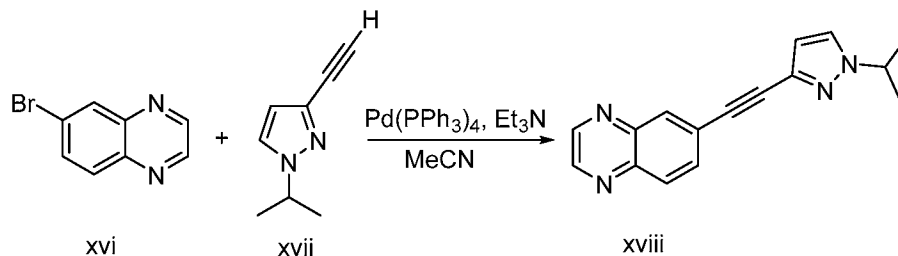


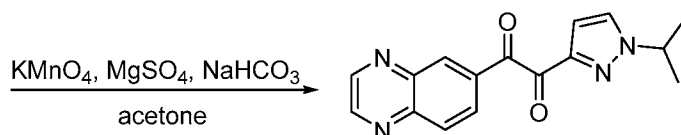
[0066] The amide is installed earlier in the synthesis using the procedure described in Example 2. For the synthesis of compound 37 (below), the procedure is then completed as described in Example 1.

Table 8

#	Structure and Name	Physical Data (MS, m/z M+1)	% Yield (overall)
38	 <p>6-(2-(((3-cyanophenyl)amino)methyl)-4-(1-isopropyl-1H-pyrazol-3-yl)-1H-imidazol-5-yl)imidazo[1,2-b]pyridazine-3-carboxamide</p>	467.4	<1%

Example 6. Synthesis of 1-(1-isopropyl-1H-pyrazol-3-yl)-2-(quinoxalin-6-yl)ethane-1,2-dione (xix)





xix

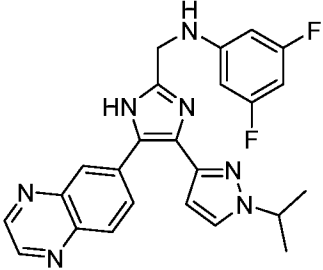
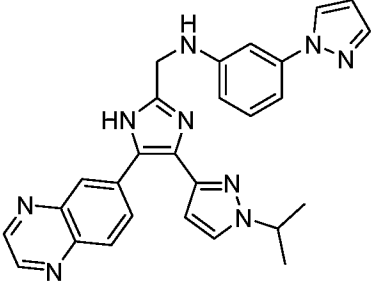
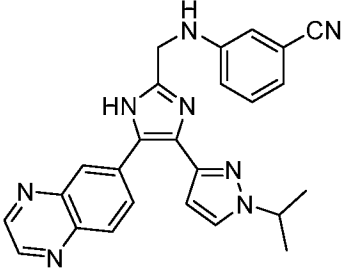
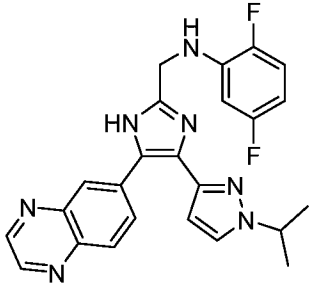
[0067] Known quinoxaline xvi (CAS # 50998-17-9, 1.0 g, 4.78 mmol) is dissolved in acetonitrile (20 mL) under inert atmosphere. Triethylamine (6.6 mL, 47.8 mmol) is added, followed by known pyrazole xvii (CAS # 1354706-26-5, 850 mg, 5.26 mmol) and palladium tetrakis (665 mg, 0.478 mmol). The reaction is heated to 70 °C and stirred for 18 hours. The solvent is removed by distillation under vacuum at 55 °C, and the resultant product is purified by flash chromatography (30% ethyl acetate in petroleum ether) to give xviii in 80% yield.

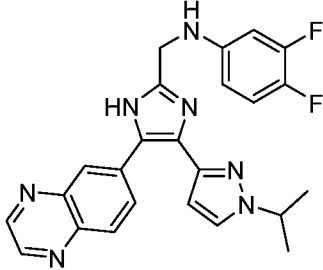
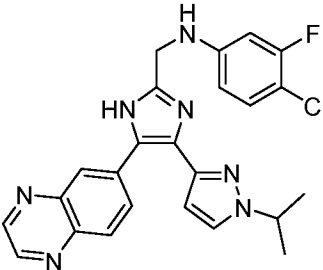
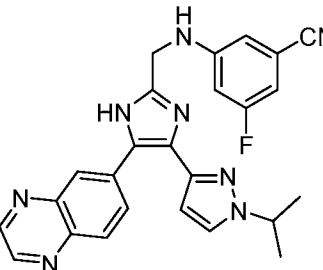
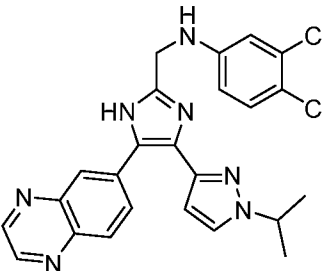
[0068] To a solution of magnesium sulfate (940 mg, 3.82 mmol) and sodium bicarbonate (80 mg, 0.95 mmol) in water (10 mL) is added a solution of the starting material xviii (500 mg, 1.91 mmol) in acetone (20 mL). HighFlow (800 mg) is added (note that Celite could be used as an alternative), followed by potassium permanganate (600 mg, 3.82 mmol), and the reaction is stirred for 2 hours. Aqueous sodium carbonate is added and the reaction mixture is extracted into ethyl acetate. The residual solvent is distilled off, and the crude material is washed with methyl t-butyl ether (2 x 5 mL) to provide xix in 59% yield.

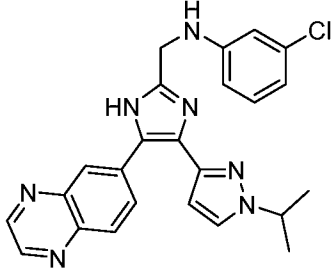
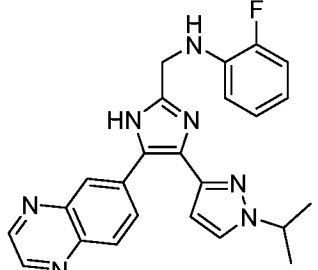
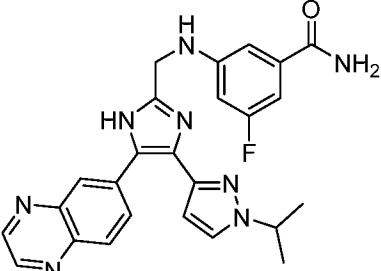
[0069] Once synthesized, xix can be treated to the same conditions shown for iv in Example 1 to continue the sequence and form the compounds shown below in Table 9.

Table 9

#	Structure and Name	Physical Data (MS, m/z M+1)	% Yield (overall)
21	<p>3-fluoro-N-((4-(1-isopropyl-1H-pyrazol-3-yl)-5-(quinoxalin-6-yl)-1H-imidazol-2-yl)methyl)aniline</p>	428.3	6.1%

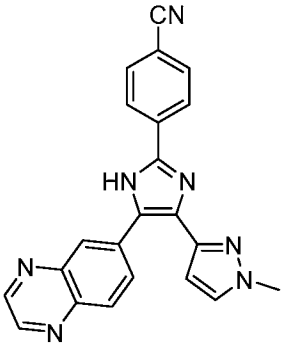
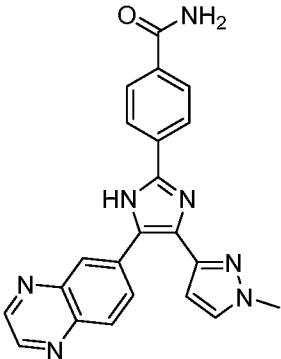
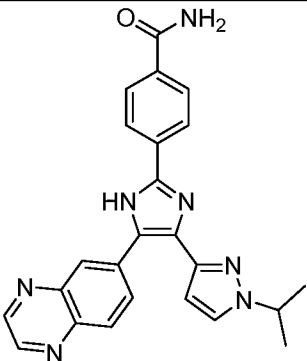
39	 <p>3,5-difluoro-<i>N</i>-((4-(1-isopropyl-1<i>H</i>-pyrazol-3-yl)-5-(quinoxalin-6-yl)-1<i>H</i>-imidazol-2-yl)methyl)aniline</p>	445.2	12%
40	 <p><i>N</i>-((4-(1-isopropyl-1<i>H</i>-pyrazol-3-yl)-5-(quinoxalin-6-yl)-1<i>H</i>-imidazol-2-yl)methyl)-3-(1<i>H</i>-pyrazol-1-yl)aniline</p>	476.3	9.2%
41	 <p>3-(((4-(1-isopropyl-1<i>H</i>-pyrazol-3-yl)-5-(quinoxalin-6-yl)-1<i>H</i>-imidazol-2-yl)methyl)amino)benzonitrile</p>	435.3	7.1%
45	 <p>2,5-difluoro-<i>N</i>-((4-(1-isopropyl-1<i>H</i>-pyrazol-3-yl)-5-(quinoxalin-6-yl)-1<i>H</i>-imidazol-2-yl)methyl)aniline</p>	446.2	3.4%

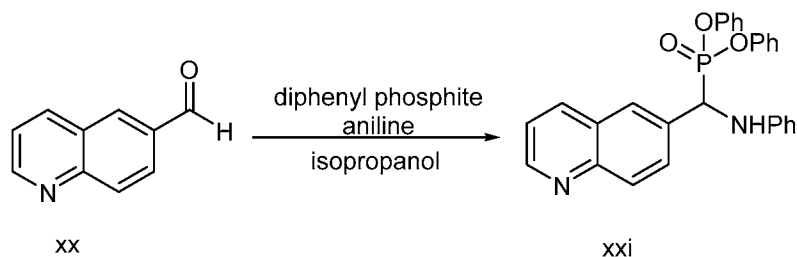
48	 <p>3,4-difluoro-<i>N</i>-((4-(1-isopropyl-1<i>H</i>-pyrazol-3-yl)-5-(quinoxalin-6-yl)-1<i>H</i>-imidazol-2-yl)methyl)aniline</p>	446.3	9.6%
49	 <p>4-chloro-3-fluoro-<i>N</i>-((4-(1-isopropyl-1<i>H</i>-pyrazol-3-yl)-5-(quinoxalin-6-yl)-1<i>H</i>-imidazol-2-yl)methyl)aniline</p>	462.3	6.5%
50	 <p>3-fluoro-5-(((4-(1-isopropyl-1<i>H</i>-pyrazol-3-yl)-5-(quinoxalin-6-yl)-1<i>H</i>-imidazol-2-yl)methyl)amino)benzonitrile</p>	452.2	3.1%
51	 <p>3,4-dichloro-<i>N</i>-((4-(1-isopropyl-1<i>H</i>-pyrazol-3-yl)-5-(quinoxalin-6-yl)-1<i>H</i>-imidazol-2-yl)methyl)aniline</p>	480.2	7.7%

54	 <p>3-chloro-<i>N</i>-((4-(1-isopropyl-1<i>H</i>-pyrazol-3-yl)-5-(quinoxalin-6-yl)-1<i>H</i>-imidazol-2-yl)methyl)aniline</p>	444.3	8.3%
57	 <p>2-fluoro-<i>N</i>-((4-(1-isopropyl-1<i>H</i>-pyrazol-3-yl)-5-(quinoxalin-6-yl)-1<i>H</i>-imidazol-2-yl)methyl)aniline</p>	428.3	3.5%
58	 <p>3-fluoro-5-(((4-(1-isopropyl-1<i>H</i>-pyrazol-3-yl)-5-(quinoxalin-6-yl)-1<i>H</i>-imidazol-2-yl)methyl)amino)benzamide</p>	471.3	3.7%

[0070] Alternatively, subjecting xix to the conditions shown in Example 2 gives the exemplary compounds shown in Table 10. Note that, for compounds 42 and 43, 3-ethynyl-1-methyl-1*H*-pyrazole (CAS #61514-59-8) should be substituted for pyrazole xvii in Example 6.

Table 10

#	Structure and Name	Physical Data (MS, m/z M+1)	% Yield (overall)
42	 <p>4-(4-(1-methyl-1H-pyrazol-3-yl)-5-(quinoxalin-6-yl)-1H-imidazol-2-yl)benzonitrile</p>	378.2	1.2%
43	 <p>4-(4-(1-methyl-1H-pyrazol-3-yl)-5-(quinoxalin-6-yl)-1H-imidazol-2-yl)benzamide</p>	396.2	<1%
59	 <p>4-(4-(1-isopropyl-1H-pyrazol-3-yl)-5-(quinoxalin-6-yl)-1H-imidazol-2-yl)benzamide</p>	424.3	7.1%

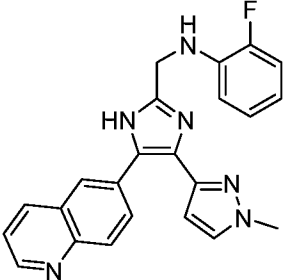
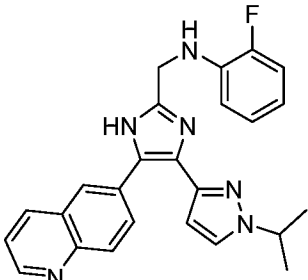
Example 7. Synthesis of diphenyl ((phenylamino)(quinolin-6-yl)methyl)phosphonate (xxi)

[0071] To a round bottom flask under inert atmosphere is added aldehyde xx (CAS #4113-04-6, 50 mg, 0.32 mmol) and aniline (30 mg, 0.32 mmol). The mixture is stirred for 30 minutes and isopropanol (0.25 mL) is added. The reaction is stirred for 2 hours, then diphenyl phosphite (90 mg, 0.38 mmol) is added. The reaction is stirred overnight, then filtered and the resultant solid washed with methyl *t*-butyl ether to give xxi in 74 % yield.

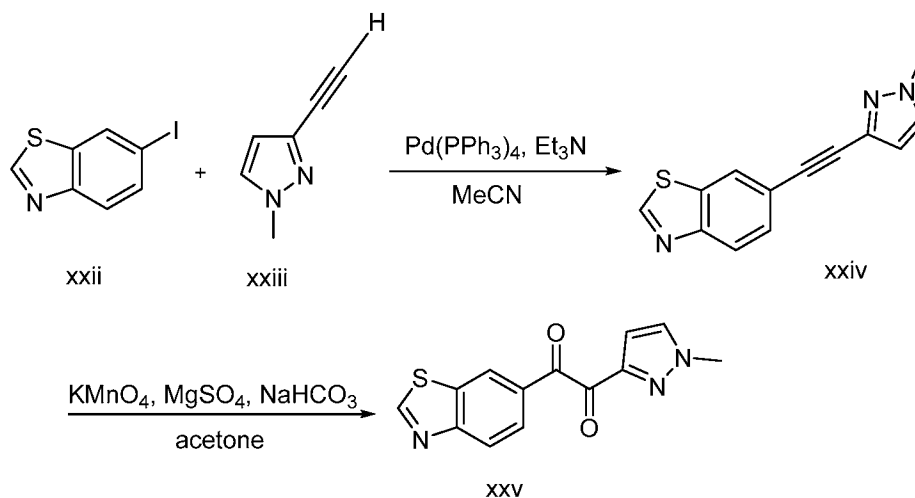
[0072] Once synthesized, xxi can be subjected to the conditions described in Example 1 to give the compounds shown in Table 11. Note that, for compounds **25** and **32**, aldehyde ii should be replaced with 1-isopropyl-1H-pyrazole-3-carbaldehyde (CAS #1226694-29-6).

Table 11

#	Structure and Name	Physical Data	% Yield (overall)
23	<p>3-fluoro-<i>N</i>-((4-(1-methyl-1<i>H</i>-pyrazol-3-yl)-5-(quinolin-6-yl)-1<i>H</i>-imidazol-2-yl)methyl)aniline</p>	398.2	<1%
25	<p>3-fluoro-<i>N</i>-((4-(1-isopropyl-1<i>H</i>-pyrazol-3-yl)-5-(quinolin-6-yl)-1<i>H</i>-imidazol-2-yl)methyl)aniline</p>	427.5	<1%

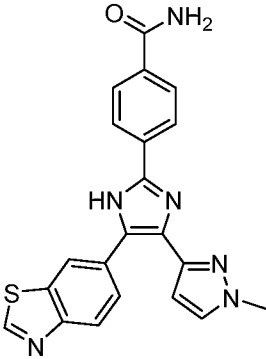
30	 <p>2-fluoro-N-((4-(1-methyl-1H-pyrazol-3-yl)-5-(quinolin-6-yl)-1H-imidazol-2-yl)methyl)aniline</p>	398.2	<1%
32	 <p>2-fluoro-N-((4-(1-isopropyl-1H-pyrazol-3-yl)-5-(quinolin-6-yl)-1H-imidazol-2-yl)methyl)aniline</p>	427.2	<1%

Example 8. Synthesis of 1-(benzo[d]thiazol-6-yl)-2-(1-methyl-1H-pyrazol-3-yl)ethane-1,2-dione (xxv)

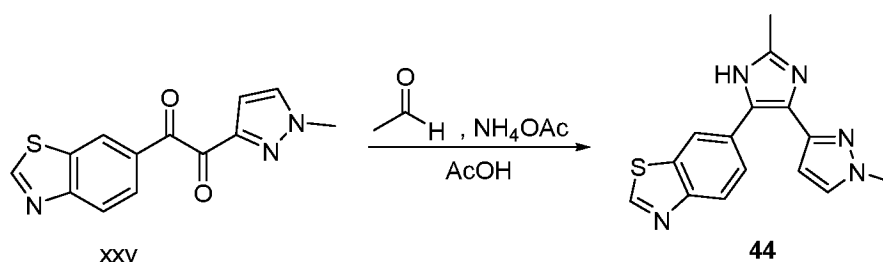


[0073] The synthesis of xxv can be accomplished by subjecting known iodide (CAS #654070-00-5) and known alkyne xxiii (CAS #61514-59-8) to the conditions described in Example 6. Once in hand, xxv can be used to synthesize the compounds shown below in Table 12 by using the procedure described in Example 2 to form the nitrile and Example 3 to install the amide.

Table 12

#	Structure and Name	Physical Data (MS, m/z M+1)	% Yield (overall)
37	 4-(5-(benzo[d]thiazol-6-yl)-4-(1-methyl-1H-pyrazol-3-yl)-1H-imidazol-2-yl)benzamide	401.2	2.7%

Example 9. Synthesis of Compound 44 (6-(2-methyl-4-(1-methyl-1H-pyrazol-3-yl)-1H-imidazol-5-yl)benzo[d]thiazole)



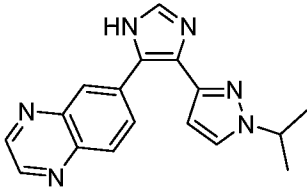
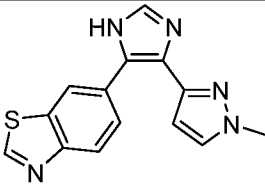
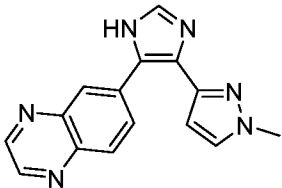
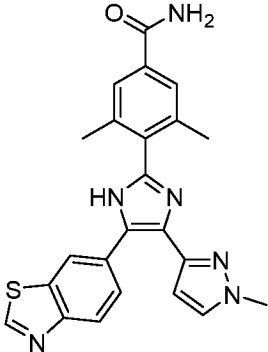
[0074] Dione xxv (250 mg, 0.73 mmol) is dissolved in acetic acid (10 mL). Acetaldehyde (20%, 500 mg, 1.84 mmol) and ammonium acetate (340 mg, 4.42 mmol) are added. The mixture is heated to 100 °C for 2 hours. Water and ammonium hydroxide are added, after which the mixture is extracted into dichloromethane, and the solvent is removed. The crude product is purified by flash column chromatography (4-6% methanol in dichloromethane) to give **44** in 27% yield (MS m/z M+1 = 296.2).

[0075] Compound **55** can be synthesized by the same method with the substitution of formaldehyde for acetaldehyde.

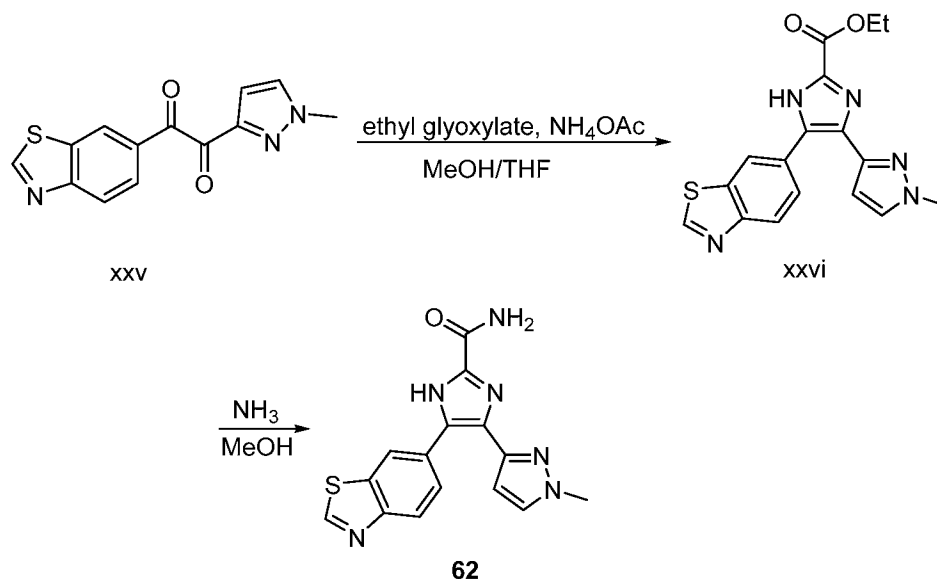
[0076] Compounds **52** and **56** are synthesized following the same method, using xix (or the corresponding methyl-substituted derivative) in place of xxv as the starting material.

[0077] Compound 63 can also be synthesized following Example 9, using 4-formyl-2,6-dimethylbenzonitrile in place of acetaldehyde, and following Example 2 to install the amide using sulfuric acid.

Table 13

#	Structure and Name	Physical Data (MS, m/z M+1)	% Yield (overall)
52	 6-(4-(1-isopropyl-1H-pyrazol-3-yl)-1H-imidazol-5-yl)quinoxaline	305.2	9.1%
55	 6-(4-(1-methyl-1H-pyrazol-3-yl)-1H-imidazol-5-yl)benzo[d]thiazole	282.1	3.7%
56	 6-(4-(1-methyl-1H-pyrazol-3-yl)-1H-imidazol-5-yl)quinoxaline	277.2	7.5%
63	 4-(5-(benzo[d]thiazol-6-yl)-4-(1-methyl-1H-pyrazol-3-yl)-1H-imidazol-2-yl)-3,5-dimethylbenzamide	429.2	4.9%

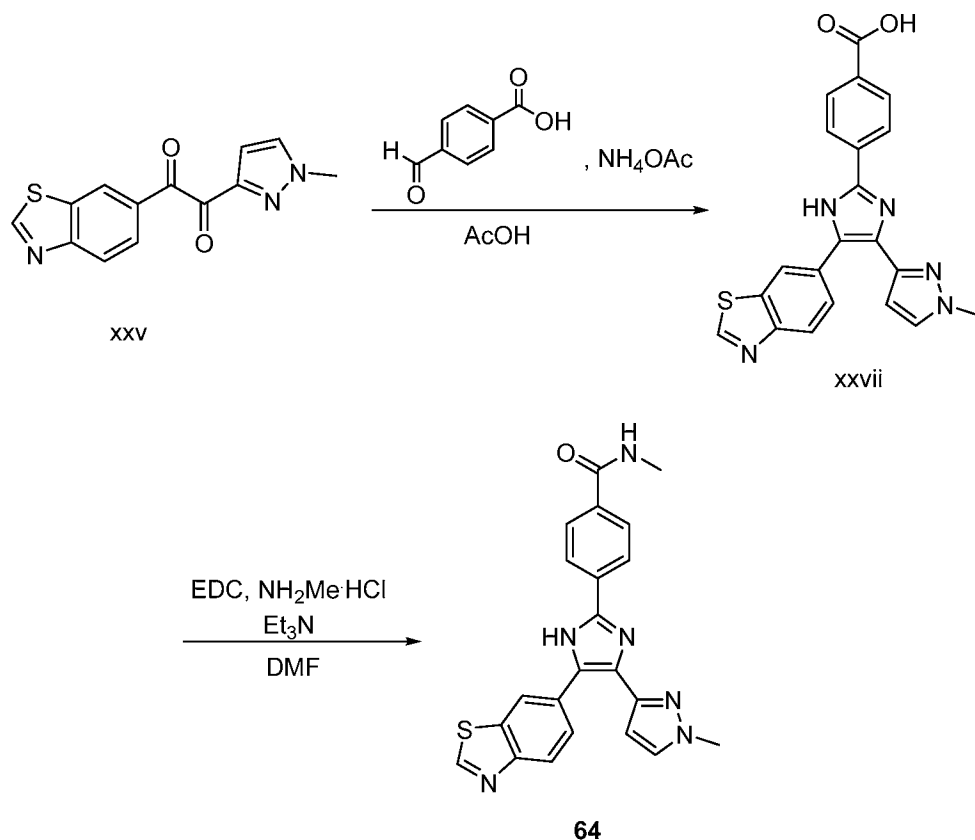
Example 10. Synthesis of Compound 62 (5-(benzo[d]thiazol-6-yl)-4-(1-methyl-1H-pyrazol-3-yl)-1H-imidazole-2-carboxamide)



[0078] Starting dione xxv (200 mg, 0.738 mmol) is dissolved in methanol (2 mL) and tetrahydrofuran (2 mL). Ammonium acetate (570 mg, 7.38 mmol) and ethyl glyoxalate (0.23 mL, 1.10 mmol) are added. The reaction is stirred for 18 hours, then quenched with aqueous sodium sulfite. The mixture is extracted into ethyl acetate, and the organic layer is dried over sodium sulfate and concentrated, followed by purification by flash column chromatography (5% methanol in dichloromethane) to give xxvi in 35% yield.

[0079] Ester xxvi (100 mg, 0.283 mmol) is dissolved in methanolic ammonia solution (4 mL) in a sealed tube. The reaction is heated at 100 °C for 18 hours, followed by concentration under vacuum at 50 °C. The crude mixture is purified on neutral aluminum oxide with 3-5% methanol in dichloromethane as the mobile phase to give **62** (26% yield, MS m/z $M+1 = 325.2$).

Example 11. Synthesis of Compound 64 (4-(5-(benzo[d]thiazol-6-yl)-4-(1-methyl-1H-pyrazol-3-yl)-1H-imidazol-2-yl)-N-methylbenzamide)

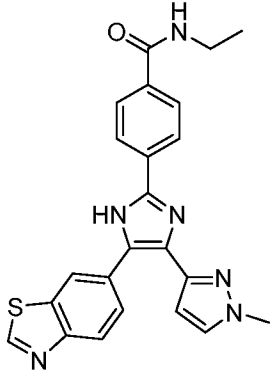
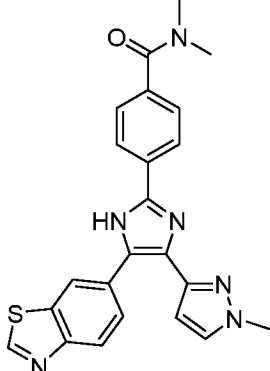


[0080] Starting dione xxv (400 mg, 1.476 mmol) can be treated under the conditions described in Example 9 using 4-formyl benzoic acid instead of acetaldehyde to give xxvii in 9.5% yield.

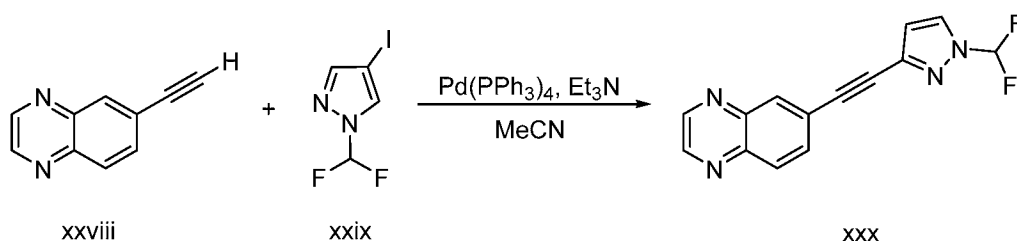
[0081] Acid xxvii (200 mg, 0.5 mmol) is dissolved in dimethylformamide (3 mL). Carbonyl diimidazole (161 mg, 1.0 mmol) is added. The reaction is stirred for 40 minutes, then triethylamine (0.18 mL) is added, along with methylamine hydrochloride (40 mg, 0.60 mmol). The reaction is stirred for a further 2 hours, after which the mixture is extracted into ethyl acetate and the organic layer is concentrated prior to purification by flash column chromatography (3-5% methanol in dichloromethane) to provide **64** in 14% yield (MS m/z $M+1 = 415.2$).

[0082] The same conditions can be used to synthesize the compounds shown below, using ethylamine hydrochloride and dimethylamine hydrochloride, respectively, in place of methylamine hydrochloride.

Table 14

#	Structure and Name	Physical Data (MS, m/z M+1)	% Yield (overall)
65	 4-(5-(benzo[d]thiazol-6-yl)-4-(1-methyl-1H-pyrazol-3-yl)-1H-imidazol-2-yl)-N-ethylbenzamide	429.3	3.0%
66	 4-(5-(benzo[d]thiazol-6-yl)-4-(1-methyl-1H-pyrazol-3-yl)-1H-imidazol-2-yl)-N,N-dimethylbenzamide	429.3	4.2%

Example 12. Synthesis of 6-((1-(difluoromethyl)-1H-pyrazol-3-yl)ethynyl)quinoxaline (xxx)

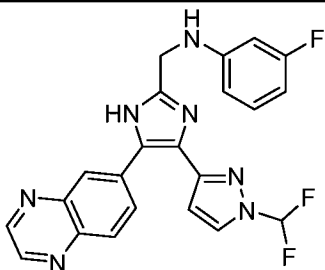
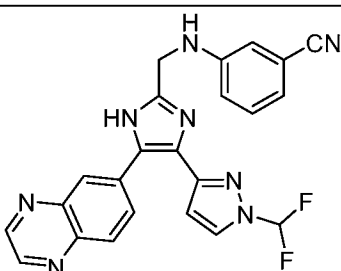
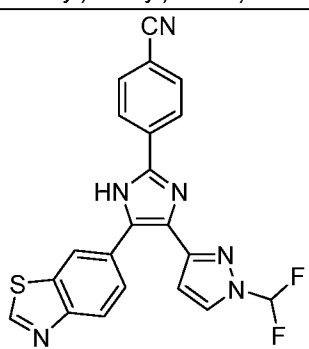


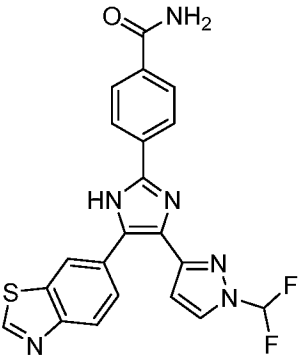
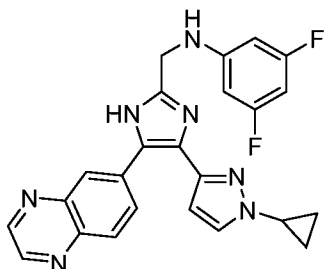
[0083] Known alkyne xxviii (CAS #442517-33-1) and known iodide (CAS #1394130-21-2) are treated as described in Example 6 to yield alkyne xxx. Once in hand, xxx can be oxidized as in Example 6, and used to synthesize the compounds shown below in Table 15 by following the steps outlined in Example 1.

[0084] Using known benzothiazole (CAS #864376-04-5) in place of alkyne xxviii permits the synthesis of compounds **60** and **61**.

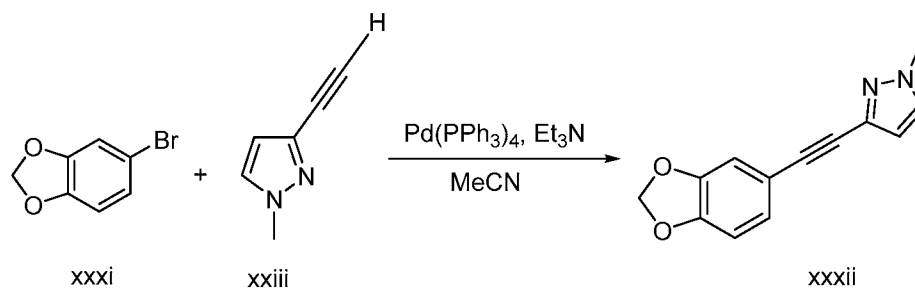
[0085] Replacing the iodide in Example 12 with 1-cyclopropyl-3-iodo-1H-pyrazole (CAS #1616069-72-7) leads to compound **68**.

Table 15

#	Structure and Name	Physical Data (MS, m/z M+1)	% Yield (overall)
46	 <p><i>N</i>-((4-(1-(difluoromethyl)-1<i>H</i>-pyrazol-3-yl)-5-(quinoxalin-6-yl)-1<i>H</i>-imidazol-2-yl)methyl)-3-fluoroaniline</p>	436.2	1.1%
47	 <p>3-(((4-(1-(difluoromethyl)-1<i>H</i>-pyrazol-3-yl)-5-(quinoxalin-6-yl)-1<i>H</i>-imidazol-2-yl)methyl)amino)benzonitrile</p>	443.2	1.1%
60	 <p>4-(5-(benzo[<i>d</i>]thiazol-6-yl)-4-(1-(difluoromethyl)-1<i>H</i>-pyrazol-3-yl)-1<i>H</i>-imidazol-2-yl)benzonitrile</p>	419.2	15%

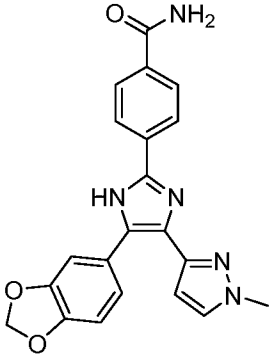
61	 <p>4-(5-(benzo[d]thiazol-6-yl)-4-(1-(difluoromethyl)-1H-pyrazol-3-yl)-1H-imidazol-2-yl)benzamide</p>	437.2	<1%
68	 <p>N-((4-(1-cyclopropyl-1H-pyrazol-3-yl)-5-(quinoxalin-6-yl)-1H-imidazol-2-yl)methyl)-3,5-difluoroaniline</p>	444.3	9.3%

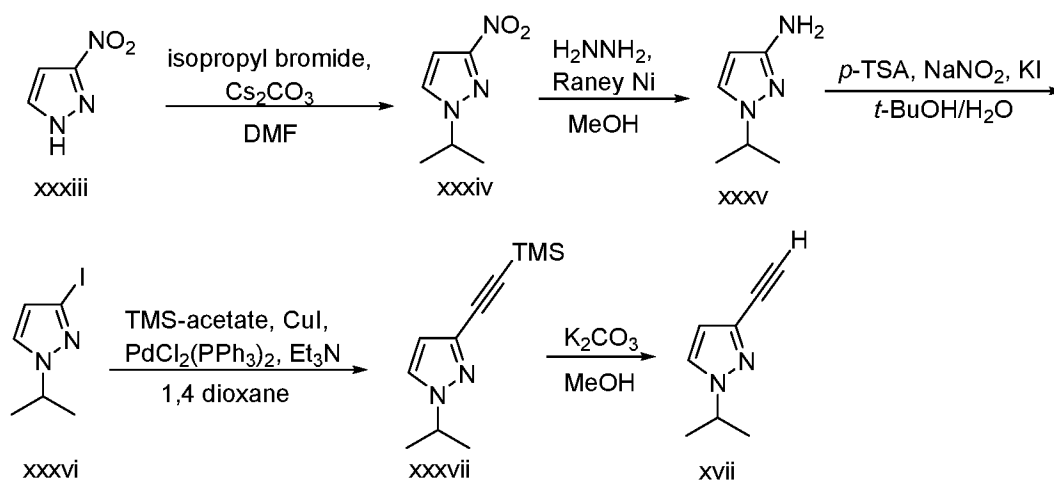
Example 13. Synthesis of 3-(benzo[d][1,3]dioxol-5-ylethynyl)-1-methyl-1H-pyrazole



[0086] Known bromide xxxi (CAS #2635-13-4) and known alkyne xxiii (CAS #61514-59-8) are subjected to the conditions described in Example 6 to synthesize alkyne xxxii. Further treatment to oxidize the alkyne as in Example 6, followed by the conditions described in Examples 2 and 3 results in the formation of compound **67** (below).

Table 16

#	Structure and Name	Physical Data (MS, m/z M+1)	% Yield (overall)
67	 4-(5-(benzo[d][1,3]dioxol-5-yl)-4-(1-methyl-1H-pyrazol-3-yl)-1H-imidazol-2-yl)benzamide	388.2	6.0%

Example 14. Synthesis of 3-ethynyl-1-isopropyl-1H-pyrazole (xvii, CAS 1354706-26-5)

[0087] 3-Nitro-1H-pyrazole xxxiii (5 g, 44.2 mmol) is dissolved in dimethylformamide (50 mL) and cesium carbonate (14 g, 43 mmol) is added. The reaction is stirred for thirty minutes at room temperature, and isopropyl bromide (5 mL, 53.3 mmol) is added. The reaction is stirred at room temperature for 12 hours, after which water (100 mL) is added and the reaction mixture is stirred for 10 minutes. The mixture is extracted into ethyl acetate (3 x 100 mL), and the organic layer is washed with brine and concentrated prior to purification by flash column chromatography (20% ethyl acetate in hexanes) to give xxxiv in 73% yield.

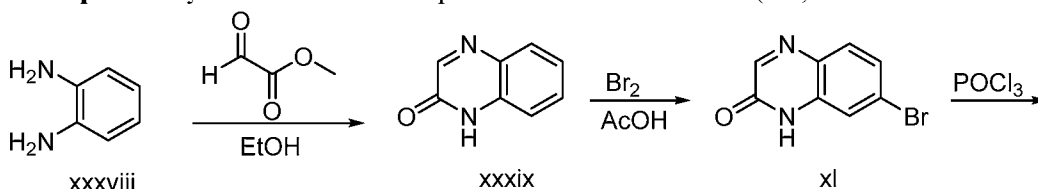
[0088] Pyrazole xxxiv (2 g, 13.98 mmol) is dissolved in methanol (20 mL) and hydrazine (90%, 0.5 mL, 13.98 mmol) is added. Raney nickel (0.5 g) is added slowly. The temperature is raised to 50 °C for one hour, then the reaction is cooled and the mixture filtered through HighFlow. The filtrate is concentrated and purified by flash column chromatography (20% ethyl acetate in hexanes) to give xxxv in 29% yield.

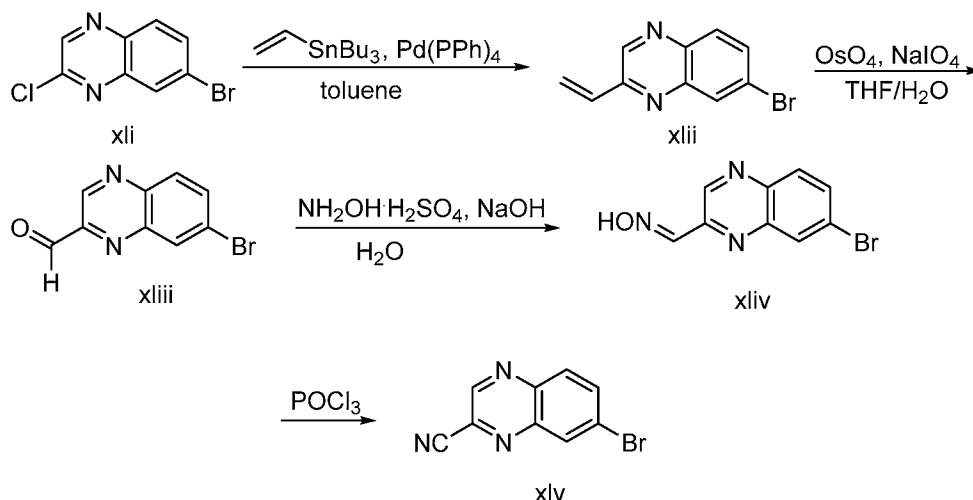
[0089] Amine xxxv (10 g, 0.088 mol) is dissolved in *t*-butanol (80 mL) and *p*-toluene sulfonic acid (43 g, 0.25 mol) is added and the reaction is cooled to 15 °C. A solution of sodium nitrite (12.15 g, 0.17 mol) and potassium iodide (17.5 g, 0.10 mol) in water (40 mL) is added drop wise. The reaction is then stirred at room temperature for one hour, after which 60 mL of water is added and the mixture is extracted into ethyl acetate. The organic layer is washed with aqueous sodium bicarbonate, then dried over sodium sulfate and concentrated. The crude mixture is purified by flash column chromatography (30% ethyl acetate in hexanes) to give xxxvi in 29% yield.

[0090] Iodide xxxvi (2 g, 8.5 mmol) is dissolved in 1,4 dioxane (20 mL) under inert atmosphere and triethylamine (8.8 mL, 63.4 mmol) is added and the mixture stirred for 30 minutes. Trimethylsilyl acetate (3.5 mL, 31.5 mmol) is added and the reaction is stirred for a further 15 minutes. PdCl₂(PPh₃)₂ (58 mg, 0.08 mmol) and copper (I) iodide (32 mg, 0.17 mmol) are added and the reaction is heated to 80 °C for two hours. After cooling to room temperature, the reaction mixture is filtered through HighFlow, and the filtrate is dried over sodium sulfate and concentrated. The crude mixture is purified by flash column chromatography (0-10% ethyl acetate in hexanes) to give xxxvii in 80% yield.

[0091] TMS-alkyne xxxvii (1.5 g, 7.3 mmol) is dissolved in methanol (20 mL) under inert atmosphere and potassium carbonate (1.0 g, 7.3 mmol) is added. The reaction is stirred at room temperature for 2 hours, then filtered. The filtrate is concentrated, and water added before extracting the mixture into ethyl acetate. The organic layer is dried over sodium sulfate to give xvii in 71% yield (MS *m/z* M+1 = 135.1).

Example 15. Synthesis of 7-bromoquinoxaline-2-carbonitrile (xlv, CAS #1609932-73-1)





[0092] Diamine xxxviii (200 g, 1.85 mol) is dissolved in ethanol (1.2 L). Ethyl glyoxalate (50% in toluene, 450 mL) is added dropwise. The reaction is heated to 50 °C for 12 hours, then cooled to 5 °C for 1 hour. The mixture is filtered and the solid washed with water to give xxxix in 92% yield.

[0093] Quinoxalone xxxix (250 g, 1.7 mol) is dissolved in acetic acid (4500 mL). A mixture of acetic acid (988 mL) and bromine (108 mL, 2.1 mol) is added dropwise, and the mixture stirred at room temperature for 12 hours, then heated to 60 °C for 12 hours. After cooling to room temperature, the reaction is filtered and the solid washed with water. The wet cake (500 g) is then dissolved in 1500 mL of methanol and heated to 60 °C, then filtered and dried at 60 °C to give xl in 85% yield.

[0094] Phosphorous oxychloride (500 mL, 5.34 mol) is placed in a round bottom flask, followed by bromide xl (112 g, 0.50 mol) and dimethylformamide (7 mL). The reaction is heated to 120 °C for 2 hours, then the phosphorous oxychloride is removed under vacuum. The reaction is poured onto ice water and the resultant solid is filtered and washed with water. The wet cake is dissolved in ethyl acetate, and the organic layer is filtered through HighFlow and dried over sodium sulfate before being concentrated. Hexanes are added and the solid filtered, then dried at 50 °C under vacuum to give xli in 57% yield.

[0095] Chloride xli (50 g, 0.21 mol) is dissolved in toluene (1000 mL) under inert atmosphere and stirred for 15 minutes. Tributyl(vinyl) tin (65 g, 0.21 mol) and palladium tetrakis (2.5 g, 0.02 mol) is added. The reaction is heated to 90 °C for 18 hours. The mixture is cooled to room temperature, then filtered through HighFlow and washed with ethyl acetate. The organic layer is washed with water, then dried over sodium sulfate and concentrated. The

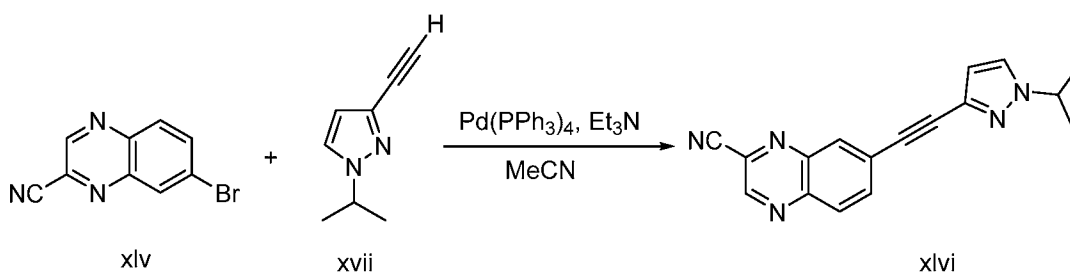
crude mixture is purified by flash column chromatography (20% ethyl acetate in hexanes) to give xlii in 61% yield.

[0096] Allyl xlii (60 g, 0.26 mol) is dissolved in tetrahydrofuran (1250 mL) and water (396 mL). Osmium tetroxide (2 g, 0.0078 mol) is added, and the reaction is cooled to 0 °C. Sodium periodate (121 g, 0.64 mol) in water (850 mL) is added dropwise. The reaction is stirred for 4 hours, then ethyl acetate is added and the reaction is stirred for 30 minutes. The organic layer is separated, and the aqueous layer is extracted into ethyl acetate. The combined organic layers are washed with water and dried over sodium sulfate and concentrated to give xliii in 32% yield.

[0097] Aldehyde xliii (2.0 g, 8.4 mmol) is placed in a round bottom flask, and hydroxylamine sulfate (1.4 g, 8.5 mmol) in water (6.0 mL) are added. The reaction is cooled to -15 °C, and sodium hydroxide (0.35 g, 8.7 mmol) in water (3.2 mL) are added. The reaction is stirred for 2 hours, then extracted into ethyl acetate. The organic layer is dried over sodium sulfate and concentrated to give hydroxylamine xliv in 94% yield.

[0098] Hydroxylamine xliv (2.0 g, 7.93 mmol) and phosphorous oxychloride (20 mL, 21.4 mmol) are heated to 120 °C for 2 hours, after which the solvent is completely removed under vacuum. The remaining mixture is poured onto ice water, and the pH is adjusted to 7 using aqueous sodium bicarbonate. The mixture is extracted into ethyl acetate, and the organic layer is dried over sodium sulfate and concentrated to give nitrile xlv in 48% yield.

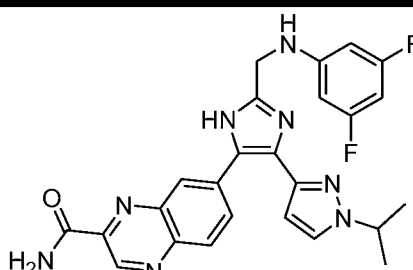
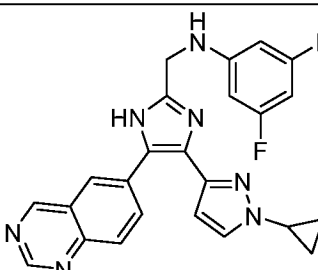
Example 16. Synthesis of 7-((1-isopropyl-1H-pyrazol-3-yl)ethynyl)quinoxaline-2-carbonitrile (xlvii)



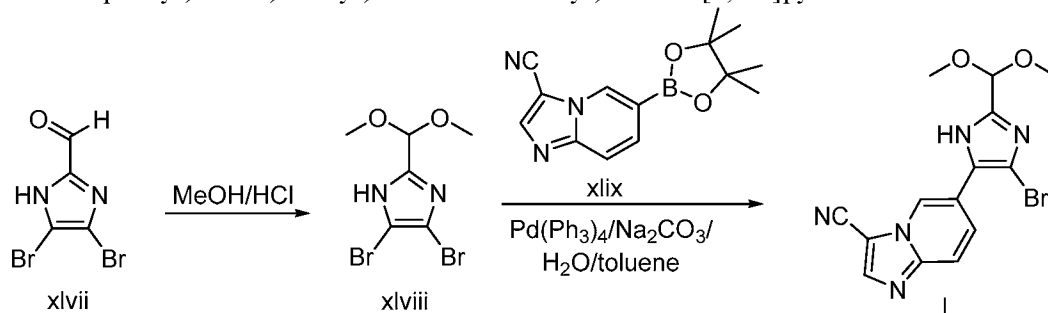
[0099] Nitrile xlv and alkyne xvii are coupled as described in Example 6. Following oxidation of alkyne xlvii (Example 6), the synthesis of compound **75** (below) is completed by following the sequence in Example 1 and installation of the amide using sulfuric acid as in Example 2.

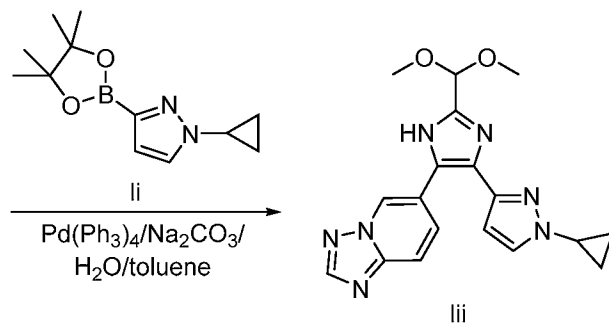
[00100] In a prophetic example, use of 6-iodoquinazoline (CAS #848841-54-3) and 1-cyclopropyl-3-iodo-1H-pyrazole (CAS #1616069-72-7) in place of xlv and xvii permits the synthesis of compound 72.

Table 17

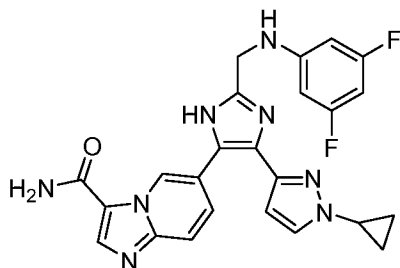
#	Structure and Name	Physical Data (MS, m/z M+1)	% Yield (overall)
75	 7-(2-(((3,5-difluorophenyl)amino)methyl)-4-(1-isopropyl-1H-pyrazol-3-yl)-1H-imidazol-5-yl)quinoxaline-2-carboxamide	471.2	1.6%
72	 N-((4-(1-cyclopropyl-1H-pyrazol-3-yl)-5-(quinazolin-6-yl)-1H-imidazol-2-yl)methyl)-3,5-difluoroaniline		

Example 17. Synthesis of Compound 70 (6-(4-(1-cyclopropyl-1H-pyrazol-3-yl)-2-(((3,5-difluorophenyl)amino)methyl)-1H-imidazol-5-yl)imidazo[1,2-a]pyridine-3-carboxamide)



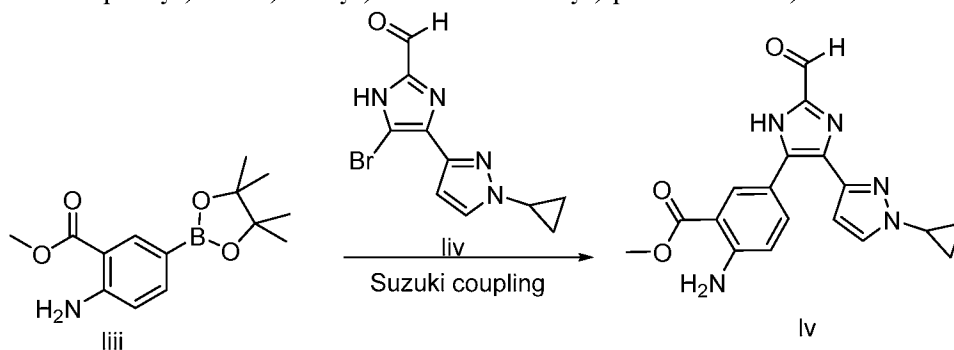


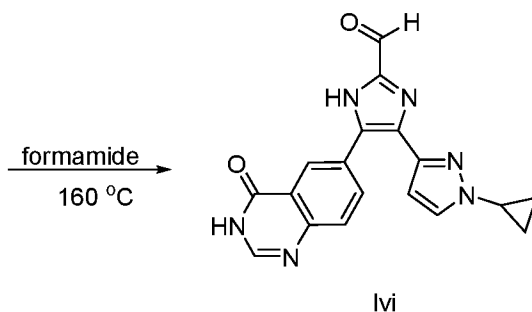
[00101] In a prophetic example, aldehyde xlvii can be treated to the conditions above using known boronic ester (CAS #1989745-33-6) to give acetal l. A second coupling gives lii, which can be subjected to the conditions described in Example 1 followed by amide hydrolysis as in Example 2 to give compound **70**, shown below.



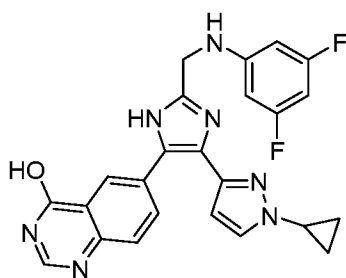
6-(4-(1-cyclopropyl-1H-pyrazol-3-yl)-2-(((3,5-difluorophenyl)amino)methyl)-1H-imidazol-5-yl)imidazo[1,2-a]pyridine-3-carboxamide

Example 18. Synthesis of Compound 73 (6-(4-(1-cyclopropyl-1H-pyrazol-3-yl)-2-(((3,5-difluorophenyl)amino)methyl)-1H-imidazol-5-yl)quinazolin-4-ol)



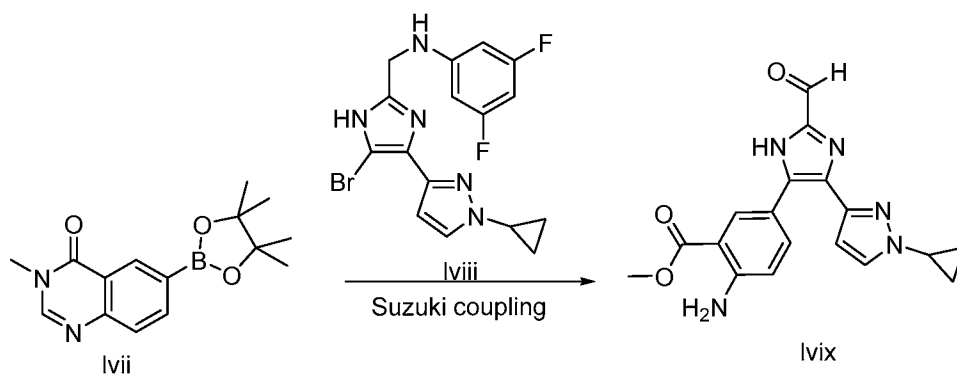


[00102] In a prophetic example, known boronic ester liii (CAS #363185-87-9) can undergo Suzuki coupling with bromide liv to give lv. Following treatment with formamide to yield lvi, the conditions described above in Scheme 6 can be applied to yield compound **73**, shown below.

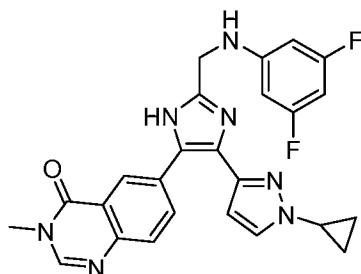


6-(4-(1-cyclopropyl-1H-pyrazol-3-yl)-2-(((3,5-difluorophenyl)amino)methyl)-1H-imidazol-5-yl)quinazolin-4-ol

[00103] In a further prophetic example shown below using known boronic ester lvii (CAS #1209485-71-1) is coupled to bromide lviii via the same method.



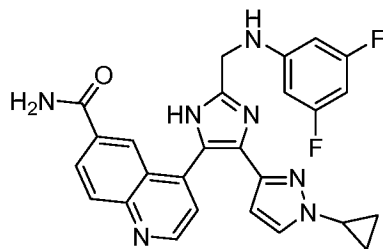
[00104] This method permits the synthesis of compound **76**, shown below.



6-(4-(1-cyclopropyl-1H-pyrazol-3-yl)-2-(((3,5-difluorophenyl)amino)methyl)-1H-imidazol-5-yl)-3-methylquinazolin-4(3H)-one

Example 18. Synthesis of Compound 75 (4-(4-(1-cyclopropyl-1H-pyrazol-3-yl)-2-(((3,5-difluorophenyl)amino)methyl)-1H-imidazol-5-yl)quinoline-6-carboxamide)

[00105] In a prophetic example, 4-bromoquinoline-6-carbonitrile (CAS #642477-82-5) can be converted to the corresponding alkyne and, along with 1-cyclopropyl-3-iodo-1H-pyrazole (CAS #1616069-72-7) subjected to the conditions described in Example 12 to ultimately yield compound **75** (below).



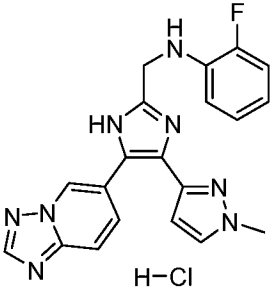
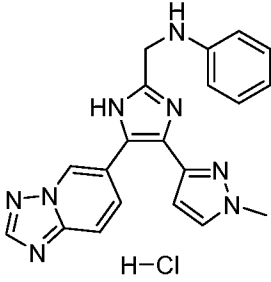
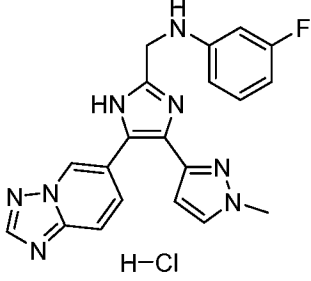
4-(4-(1-cyclopropyl-1H-pyrazol-3-yl)-2-(((3,5-difluorophenyl)amino)methyl)-1H-imidazol-5-yl)quinoline-6-carboxamide

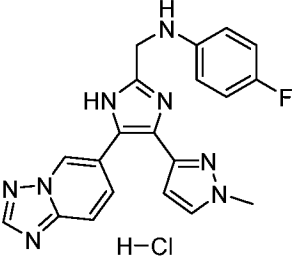
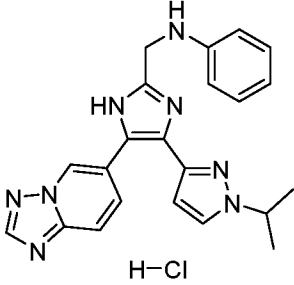
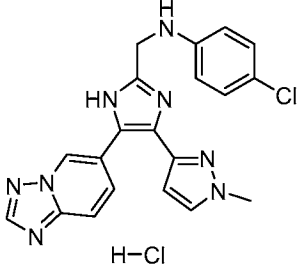
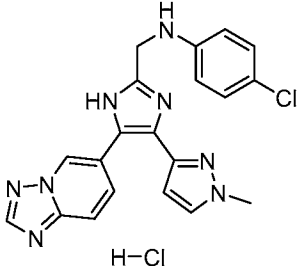
Example 19. Formation of hydrochloride (HCl) salt

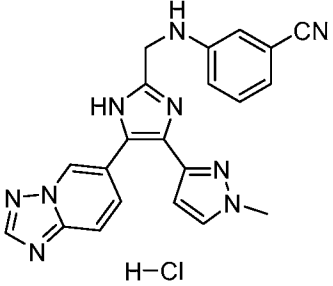
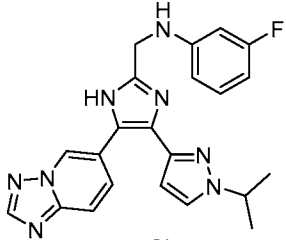
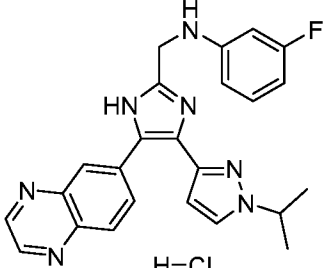
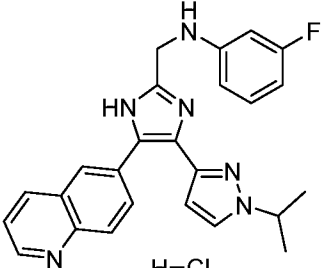
[00106] Compound **1** is dissolved in methanolic hydrochloric acid, heated to 45 °C, and stirred for 1 hour. The solution is concentrated, and the resultant solid is washed with petroleum ether (3 mL) followed by methyl t-butyl ether (2 x 3 mL), and dried to give **2**.

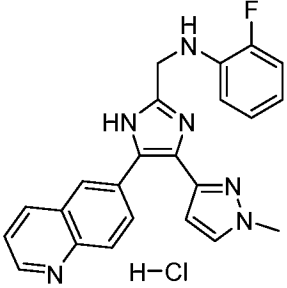
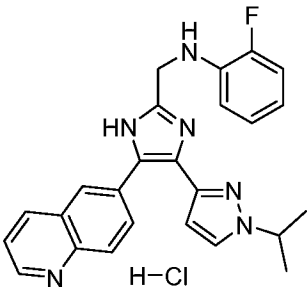
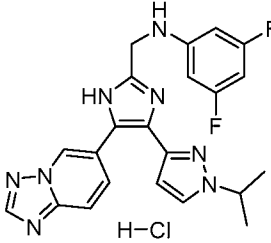
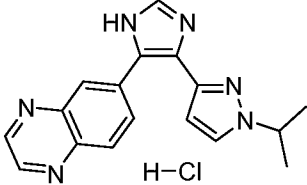
This procedure can be used in the synthesis of the HCl salts shown below in Table 18.

Table 18

No.	Structure and Name	% Yield
2	 <p data-bbox="448 1070 1209 1133"><i>N</i>-((5-([1,2,4]triazolo[1,5-a]pyridin-6-yl)-4-(1-methyl-1<i>H</i>-pyrazol-3-yl)-1<i>H</i>-imidazol-2-yl)methyl)-2-fluoroaniline hydrochloride</p>	80%
4	 <p data-bbox="448 1424 1209 1487"><i>N</i>-((5-([1,2,4]triazolo[1,5-a]pyridin-6-yl)-4-(1-methyl-1<i>H</i>-pyrazol-3-yl)-1<i>H</i>-imidazol-2-yl)methyl)aniline hydrochloride</p>	76%
6	 <p data-bbox="363 1794 1294 1850"><i>N</i>-((5-([1,2,4]triazolo[1,5-a]pyridin-6-yl)-4-(1-methyl-1<i>H</i>-pyrazol-3-yl)-1<i>H</i>-imidazol-2-yl)methyl)-3-fluoroaniline hydrochloride</p>	62%

8	 <p><i>N</i>-((5-([1,2,4]triazolo[1,5-a]pyridin-6-yl)-4-(1-methyl-1<i>H</i>-pyrazol-3-yl)-1<i>H</i>-imidazol-2-yl)methyl)-4-fluoroaniline hydrochloride</p>	54%
10	 <p><i>N</i>-((5-([1,2,4]triazolo[1,5-a]pyridin-6-yl)-4-(1-isopropyl-1<i>H</i>-pyrazol-3-yl)-1<i>H</i>-imidazol-2-yl)methyl)aniline hydrochloride</p>	62%
12	 <p><i>N</i>-((5-([1,2,4]triazolo[1,5-a]pyridin-6-yl)-4-(1-methyl-1<i>H</i>-pyrazol-3-yl)-1<i>H</i>-imidazol-2-yl)methyl)-4-chloroaniline hydrochloride</p>	41%
14	 <p><i>N</i>-((5-([1,2,4]triazolo[1,5-a]pyridin-6-yl)-4-(1-methyl-1<i>H</i>-pyrazol-3-yl)-1<i>H</i>-imidazol-2-yl)methyl)-4-chloroaniline hydrochloride</p>	<1%

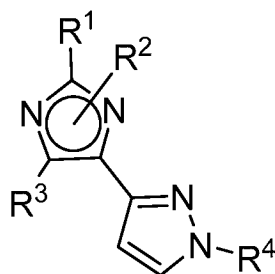
16	 <p>H-Cl</p> <p>3-(((5-([1,2,4]triazolo[1,5-a]pyridin-6-yl)-4-(1-methyl-1H-pyrazol-3-yl)-1H-imidazol-2-yl)methyl)amino)benzonitrile hydrochloride</p>	24%
20	 <p>H-Cl</p> <p>N-((5-([1,2,4]triazolo[1,5-a]pyridin-6-yl)-4-(1-isopropyl-1H-pyrazol-3-yl)-1H-imidazol-2-yl)methyl)-3-fluoroaniline hydrochloride</p>	81%
22	 <p>H-Cl</p> <p>3-fluoro-N-((4-(1-isopropyl-1H-pyrazol-3-yl)-5-(quinoxalin-6-yl)-1H-imidazol-2-yl)methyl)aniline hydrochloride</p>	16%
26	 <p>H-Cl</p> <p>3-fluoro-N-((4-(1-isopropyl-1H-pyrazol-3-yl)-5-(quinolin-6-yl)-1H-imidazol-2-yl)methyl)aniline hydrochloride</p>	27%

31	 <p>2-fluoro-<i>N</i>-((4-(1-methyl-1<i>H</i>-pyrazol-3-yl)-5-(quinolin-6-yl)-1<i>H</i>-imidazol-2-yl)methyl)aniline hydrochloride</p>	16%
33	 <p>2-fluoro-<i>N</i>-((4-(1-isopropyl-1<i>H</i>-pyrazol-3-yl)-5-(quinolin-6-yl)-1<i>H</i>-imidazol-2-yl)methyl)aniline hydrochloride</p>	27%
36	 <p><i>N</i>-((5-([1,2,4]triazolo[1,5-<i>a</i>]pyridin-6-yl)-4-(1-isopropyl-1<i>H</i>-pyrazol-3-yl)-1<i>H</i>-imidazol-2-yl)methyl)-3,5-difluoroaniline hydrochloride</p>	13%
53	 <p>6-(4-(1-isopropyl-1<i>H</i>-pyrazol-3-yl)-1<i>H</i>-imidazol-5-yl)quinoxaline hydrochloride</p>	7%

CLAIMS

I CLAIM:

1. A compound of the formula:



wherein R^1 is selected from the group consisting of a group of the formula $-X-$
 $Y-Z$, the formula $-X-Z$, the formula $-Y-Z$, and the formula $-Z$ wherein;

X is O; NR^5 ; S; CR^6R^7 ; $C=O$; $C=S$; or an alkyl chain containing 1 to 6 carbon atoms;

Y is O, NR^5 , S, CR^6R^7 , $C=O$, $C=S$, or an alkyl chain containing 1 to 6 carbon atoms,

R^5 is hydrogen; aryl; heteromonocyclic; heterobicyclic; an alkyl chain containing 1 to 6 carbon atoms; an alkenyl chain containing 1 to 6 carbon atoms; or an alkynyl chain containing 1 to 6 carbon atoms;

R^6 is hydrogen; or an alkyl chain containing 1 to 6 carbon atoms;

R^7 is hydrogen; an alkyl chain containing 1 to 6 carbon atoms; an alkenyl group containing 1 to 6 carbon atoms; an alkynyl chain containing 1 to 6 carbon atoms; or an alkoxy group containing 1 to 6 carbon atoms;

Z is a phenyl group; a substituted phenyl group or substituted heteromonocyclic group where 1 to 5 substituents are selected from a group consisting of halogens, alkyl groups containing 1 to 6 carbon atoms, alkenyl groups containing 1 to 6 carbon atoms, alkynyl groups containing 1 to 6 carbon atoms, a phenyl group, a pyridyl group, alkoxy groups containing 1 to 6 carbon atoms, a hydroxyl group, an amido group, a carbamoyl group, and a cyano group; a hydrogen atom; an alkyl group containing 1 to 12 carbon atoms; an alkenyl group containing 2 to 12 carbon atoms; an alkynyl group containing 1 to 6 carbon atoms; a cycloalkyl group containing 3 to 7 carbon atoms; an alkyl group containing 1 to 12 carbon atoms substituted by an alkenyl group containing 1 to 6 carbon atoms, an alkynyl group containing 1 to 6 carbon atoms, an alkoxy group containing 1 to 6 carbon atoms, a hydroxyl group, an alkoxyphenylalkoxy group

having 8 to 12 carbon atoms, a morpholino group, a piperidinyl group, a pyrrolidino group, or a cyclic ether containing 3 to 6 carbon atoms; an alkyl group having 1 to 6 carbon atoms substituted with 1 to 5 halogen atoms; a cycloalkyl group containing 3 to 9 carbon atoms substituted with an oxo group; a heteromonocyclic or heterobicyclic group; a heteromonocyclic or a heterobicyclic group substituted with 1 to 5 members selected from a group consisting of halogens, alkyl groups containing 1 to 6 carbon atoms, alkenyl groups containing 1 to 6 carbon atoms, alkynyl groups containing 1 to 6 carbon atoms, alkoxy groups containing 1 to 6 carbon atoms, a hydroxyl group, an amido group, a carbamoyl group, a cyano group, or specifically a tetrahydropyranyl group; a tetrahydrofuranyl group; a 4-piperidinyl group; a piperidinyl group substituted with an alkyl group containing 1 to 6 carbon atoms; a t-butoxycarbonyl group; a cyclohexanespiro-2'-(1,3-dioxoranyl) group; and a pyrrolidin-2-one-5-yl group;

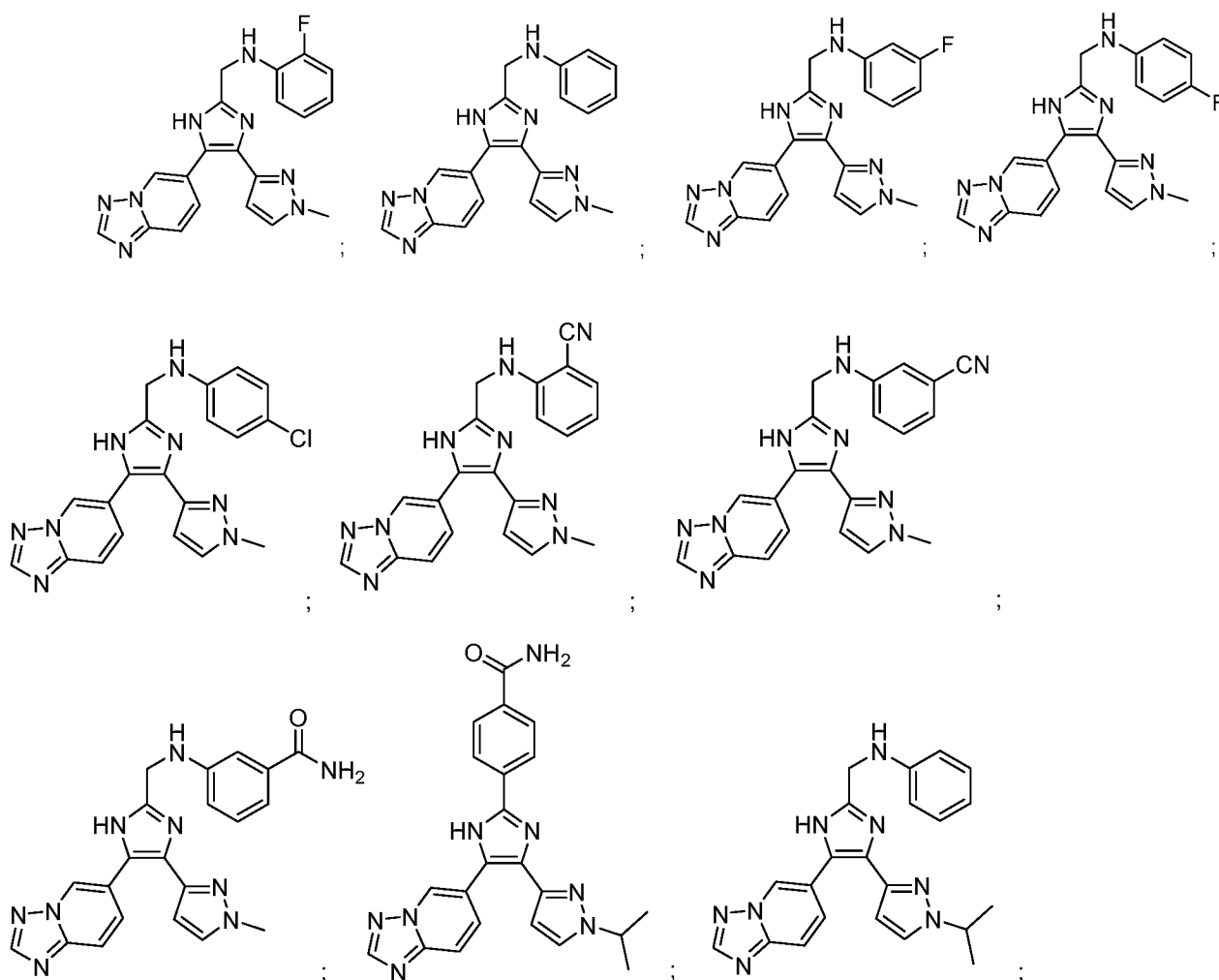
R² is a hydrogen atom; an alkyl group containing 1 to 6 carbon atoms; an alkenyl group containing 1 to 6 carbon atoms; an alkynyl group containing 1 to 6 carbon atoms, a cycloalkyl group containing 3 to 7 carbon atoms; an alkyl group containing 1 to 6 carbon atoms, substituted with a cycloalkyl group containing 3 to 7 carbon atoms; an alkyl group containing 1 to 6 carbon atoms, substituted with 2 to 7 halogens; a phenylalkyl group containing 7 to 12 carbon atoms; or a phenylalkyl group containing 7 to 12 carbon atoms, substituted with a hydroxyl group, an alkoxy group containing 1 to 6 carbon atoms, an alkoxy group containing 1 to 6 carbon atoms substituted with an alkoxy group containing 1 to 6 carbon atoms, or an alkoxy group having 1 to 6 carbon atoms substituted with an alkylamino group containing 1 to 6 carbon atoms;

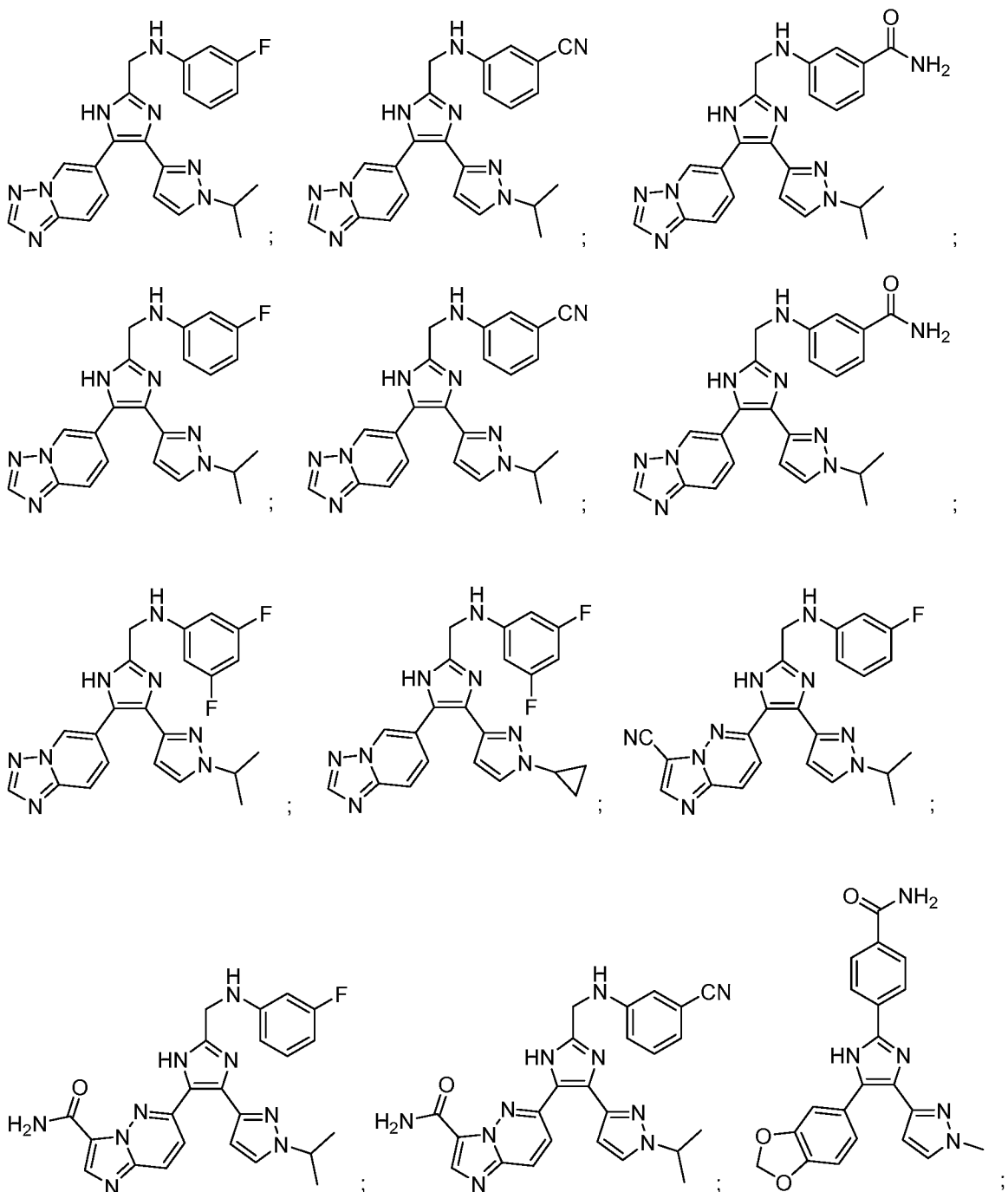
R³ is a phenyl group; a phenyl group substituted with 1 to 5 members selected from a group consisting of halogens, alkyl groups containing 1 to 6 carbon atoms, alkenyl groups containing 1 to 6 carbon atoms, alkynyl groups containing 1 to 6 carbon atoms, alkoxy groups containing 1 to 6 carbon atoms, a phenyl group, a pyridyl group, a hydroxyl group, an amido group, a carbamoyl group, and a cyano group; a heteromonocyclic or heterobicyclic group; and a heteromonocyclic or a heterobicyclic group substituted with 1 to 5 members selected from a group consisting of halogens, alkyl groups containing 1 to 6 carbon atoms, a phenyl group, a pyridyl group, alkoxy groups containing 1 to 6 carbon atoms, a hydroxyl group, an amido group, a carbamoyl group, or a cyano group; or a substituted 3H-quinazolin-4-one.

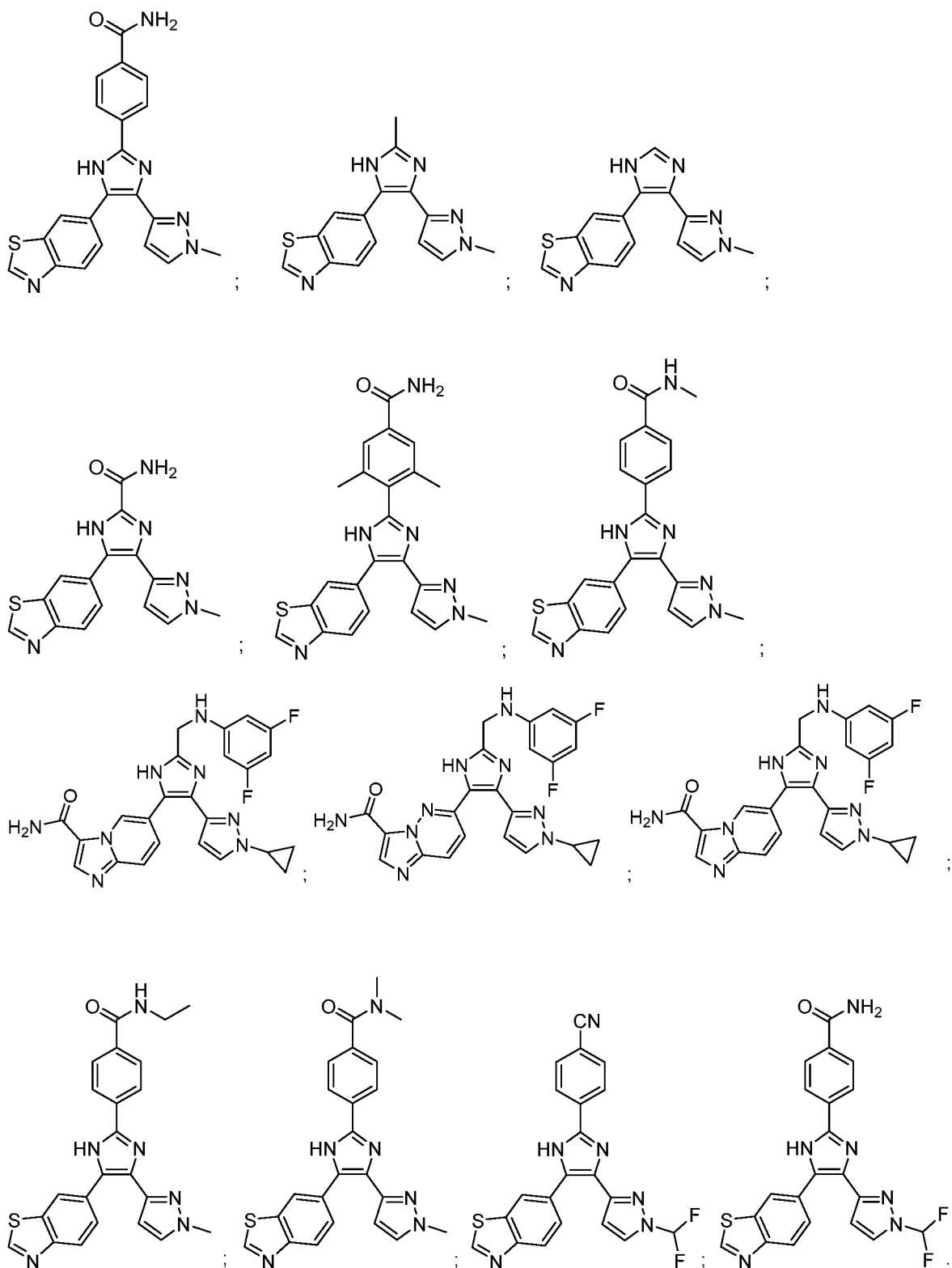
R⁴ is a hydrogen atom; an alkyl group containing 1 to 12 carbon atoms; an alkenyl group containing 1 to 6 carbon atoms; an alkynyl group containing 1 to 6 carbon atoms; a cycloalkyl group containing 3 to 7 carbon atoms; a cyclic ether containing 3 to 6 carbon atoms;

an alkyl group containing 1 to 12 carbon atoms substituted by an alkoxy group containing 1 to 6 carbon atoms, a hydroxyl group, an alkoxyphenylalkoxy group having 8 to 12 carbon atoms, a morpholino group, a piperidinyl group, a pyrrolidino group, or a cyclic ether containing 3 to 6 carbon atoms; an alkyl group having 1 to 6 carbon atoms substituted with 1 to 7 halogen atoms; a cycloalkyl group containing 3 to 9 carbon atoms substituted with an oxo group; a tetrahydropyranyl group; a tetrahydrofuranyl group; or a 4-piperidinyl group;
and pharmaceutically acceptable salts, hydrates or solvates thereof.

2. The compound of claim 1 that is selected from the group consisting of:

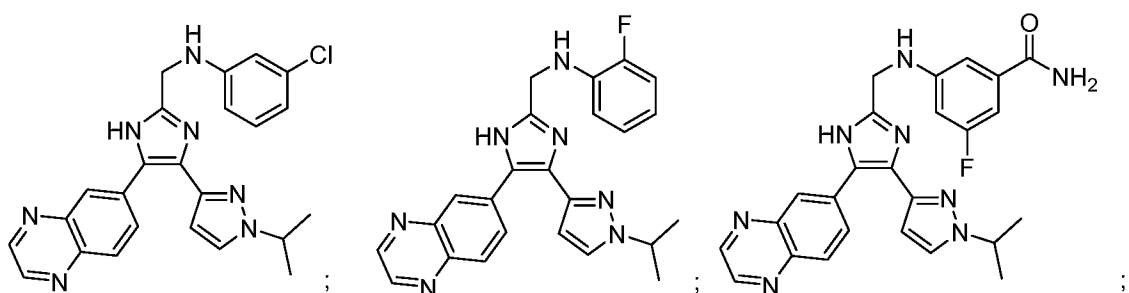
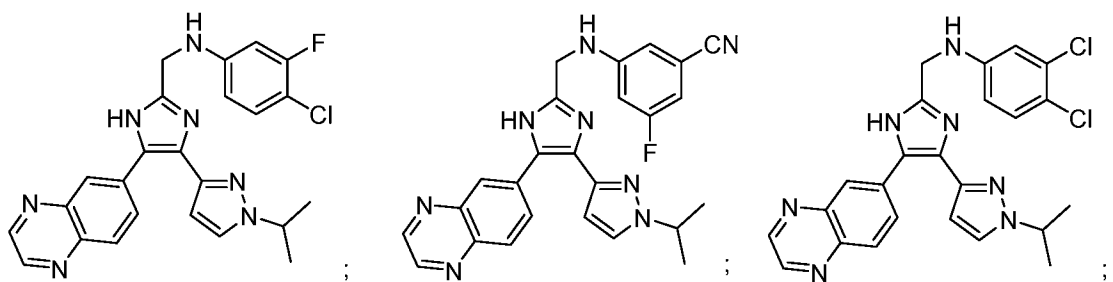
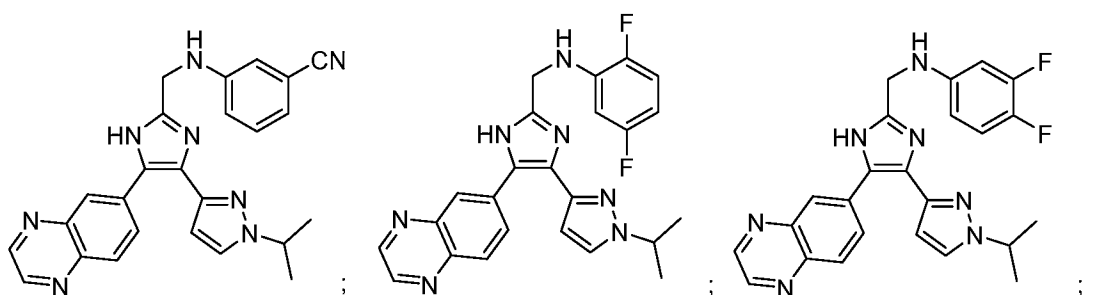
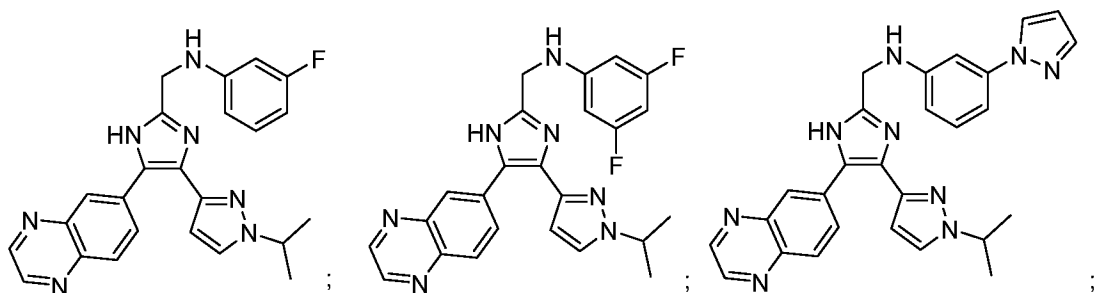


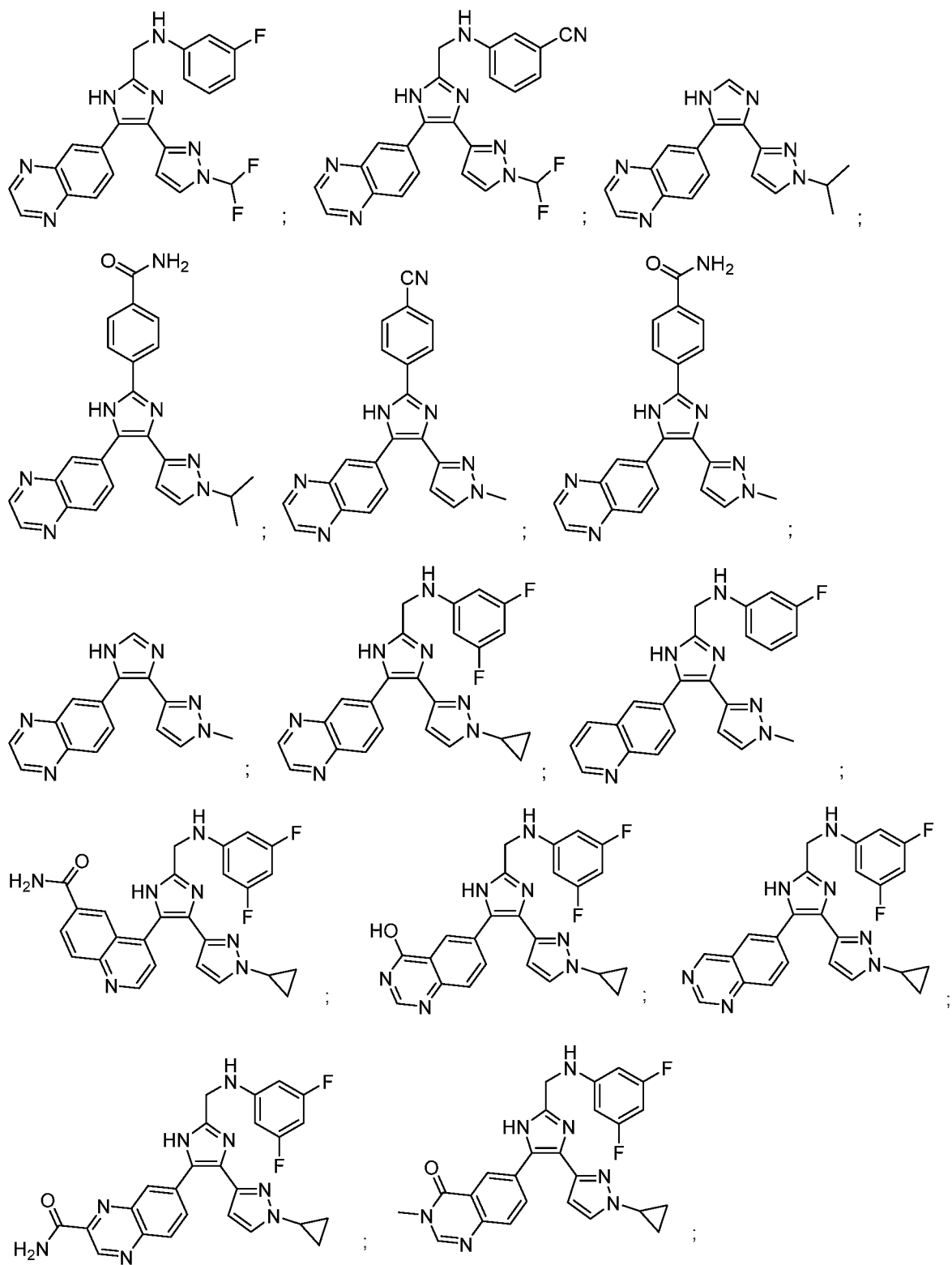


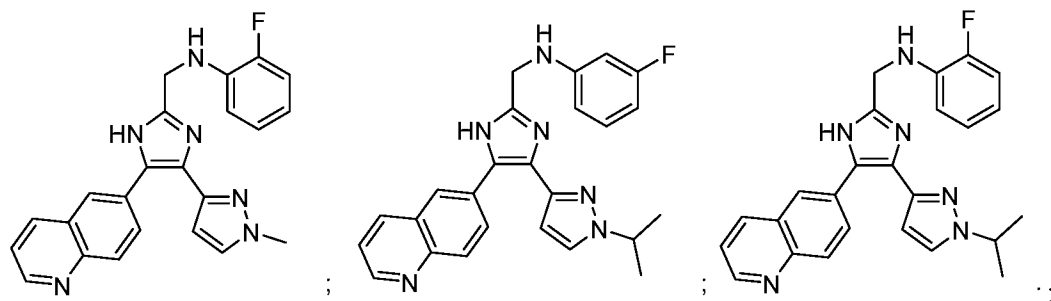


and pharmaceutically acceptable salts, hydrates and solvates thereof.

3. The compound of claim 1 that is selected from the group consisting of :

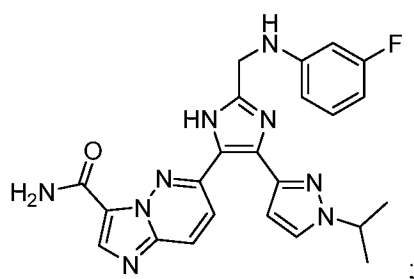






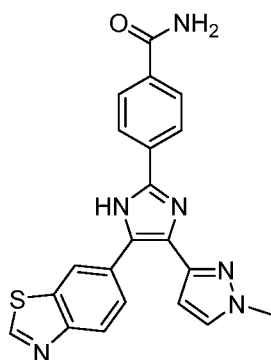
and pharmaceutically acceptable salts, hydrates and solvates thereof.

4. The compound of claim 1 that is:



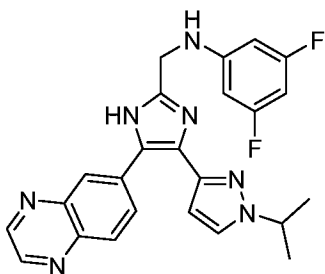
and pharmaceutically acceptable salts, hydrates and solvates thereof.

5. The compound of claim 1 that is:



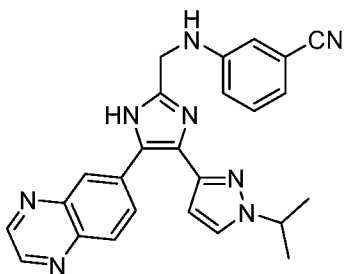
and pharmaceutically acceptable salts, hydrates and solvates thereof.

6. The compound of claim 1 that is:



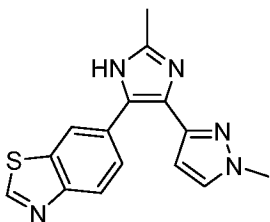
and pharmaceutically acceptable salts, hydrates and solvates thereof.

7. The compound of claim 1 that is:



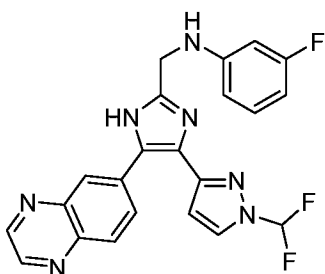
and pharmaceutically acceptable salts, hydrates and solvates thereof.

8. The compound of claim 1 that is:



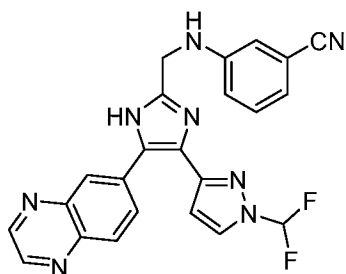
and pharmaceutically acceptable salts, hydrates and solvates thereof.

9. The compound of claim 1 that is:



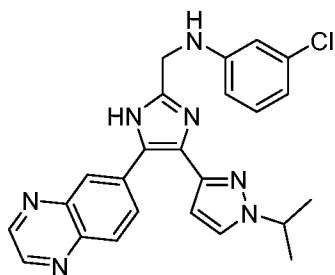
and pharmaceutically acceptable salts, hydrates and solvates thereof.

10. The compound of claim 1 that is:



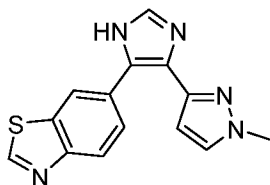
and pharmaceutically acceptable salts, hydrates and solvates thereof.

11. The compound of claim 1 that is:



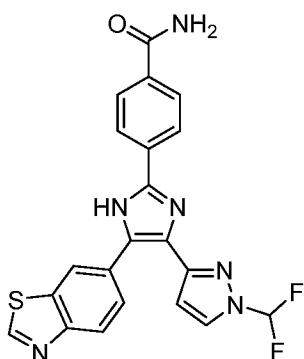
and pharmaceutically acceptable salts, hydrates and solvates thereof.

12. The compound of claim 1 that is:



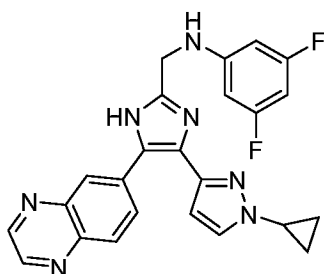
and pharmaceutically acceptable salts, hydrates and solvates thereof.

13. The compound of Claim 1 that is:



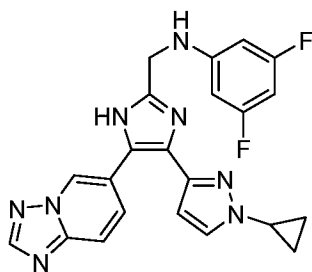
and pharmaceutically acceptable salts, hydrates and solvates thereof.

14. The compound of claim 1 that is:



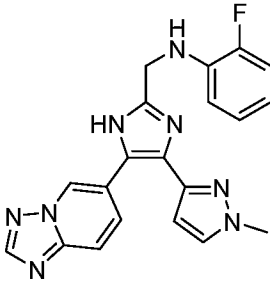
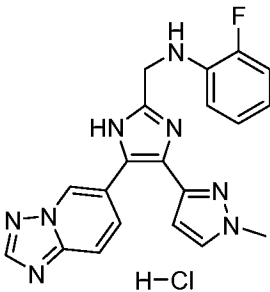
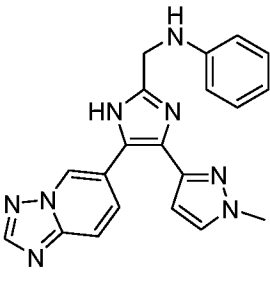
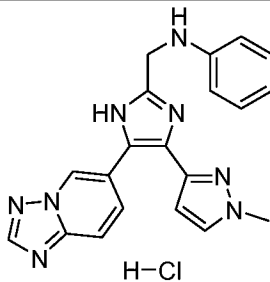
and pharmaceutically acceptable salts, hydrates and solvates thereof.

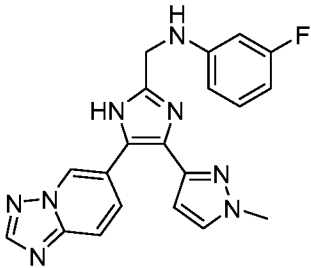
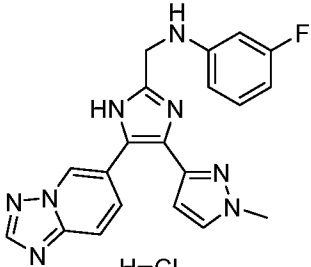
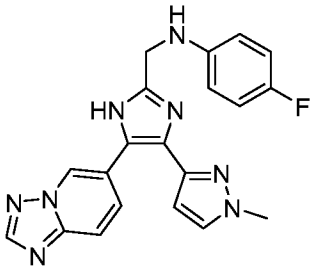
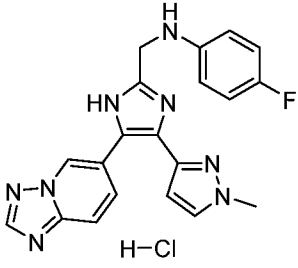
15. The compound of claim 1 that is:

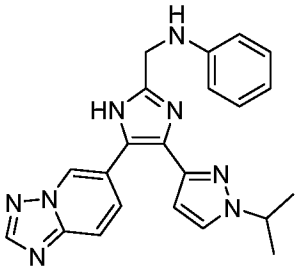
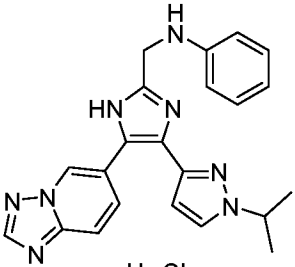
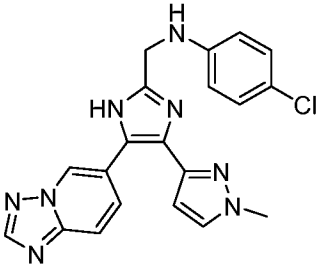
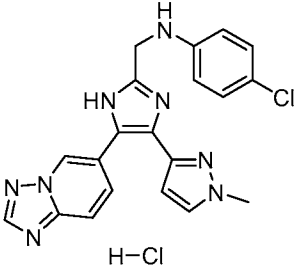


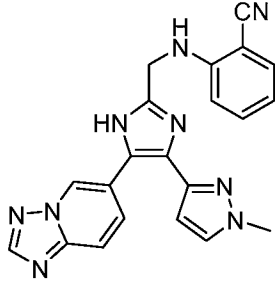
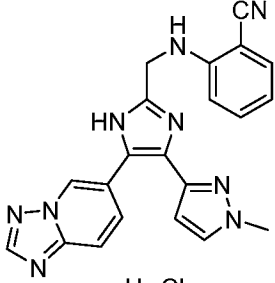
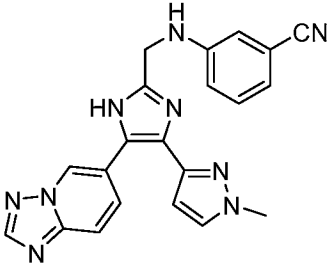
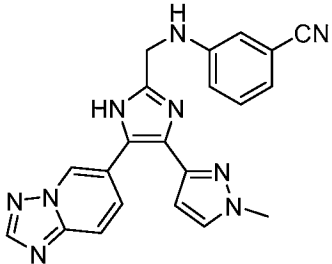
and pharmaceutically acceptable salts, hydrates and solvates thereof.

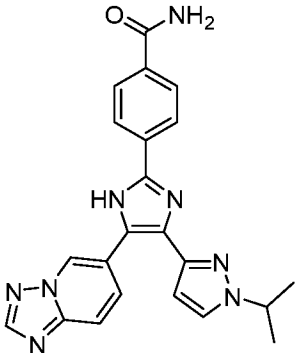
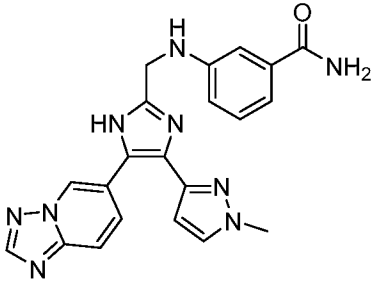
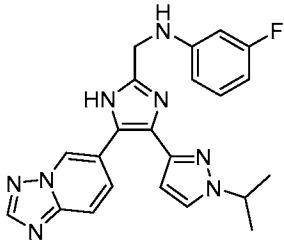
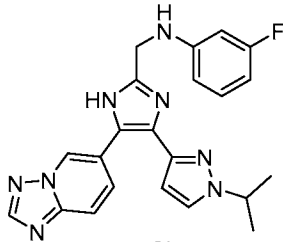
16. The compound of claim 1, wherein the compound is selected from the group consisting of:

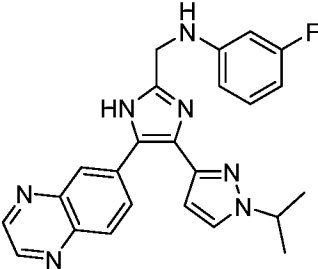
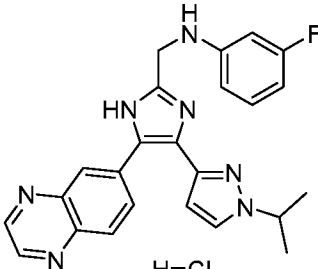
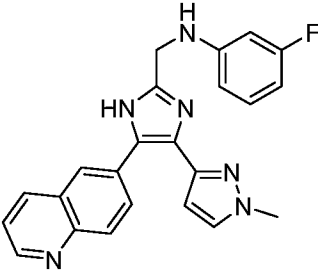
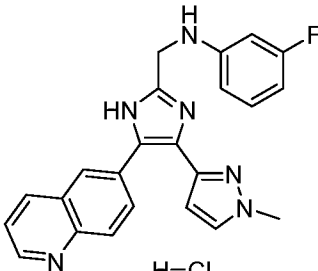
Compound No.	Structure and Name
1	 <p><i>N</i>-((5-([1,2,4]triazolo[1,5-a]pyridin-6-yl)-4-(1-methyl-1<i>H</i>-pyrazol-3-yl)-1<i>H</i>-imidazol-2-yl)methyl)-2-fluoroaniline</p>
2	 <p><i>N</i>-((5-([1,2,4]triazolo[1,5-a]pyridin-6-yl)-4-(1-methyl-1<i>H</i>-pyrazol-3-yl)-1<i>H</i>-imidazol-2-yl)methyl)-2-fluoroaniline hydrochloride</p>
3	 <p><i>N</i>-((5-([1,2,4]triazolo[1,5-a]pyridin-6-yl)-4-(1-methyl-1<i>H</i>-pyrazol-3-yl)-1<i>H</i>-imidazol-2-yl)methyl)aniline</p>
4	 <p><i>N</i>-((5-([1,2,4]triazolo[1,5-a]pyridin-6-yl)-4-(1-methyl-1<i>H</i>-pyrazol-3-yl)-1<i>H</i>-imidazol-2-yl)methyl)aniline hydrochloride</p>

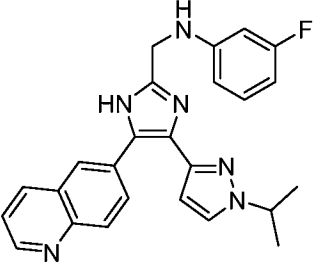
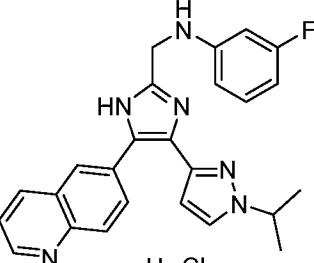
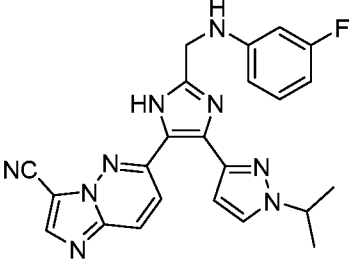
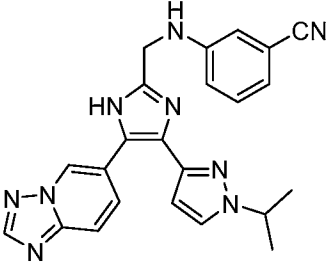
Compound No.	Structure and Name
5	 <p><i>N</i>-((5-([1,2,4]triazolo[1,5-a]pyridin-6-yl)-4-(1-methyl-1<i>H</i>-pyrazol-3-yl)-1<i>H</i>-imidazol-2-yl)methyl)-3-fluoroaniline</p>
6	 <p><i>N</i>-((5-([1,2,4]triazolo[1,5-a]pyridin-6-yl)-4-(1-methyl-1<i>H</i>-pyrazol-3-yl)-1<i>H</i>-imidazol-2-yl)methyl)-3-fluoroaniline hydrochloride</p>
7	 <p><i>N</i>-((5-([1,2,4]triazolo[1,5-a]pyridin-6-yl)-4-(1-methyl-1<i>H</i>-pyrazol-3-yl)-1<i>H</i>-imidazol-2-yl)methyl)-4-fluoroaniline</p>
8	 <p><i>N</i>-((5-([1,2,4]triazolo[1,5-a]pyridin-6-yl)-4-(1-methyl-1<i>H</i>-pyrazol-3-yl)-1<i>H</i>-imidazol-2-yl)methyl)-4-fluoroaniline hydrochloride</p>

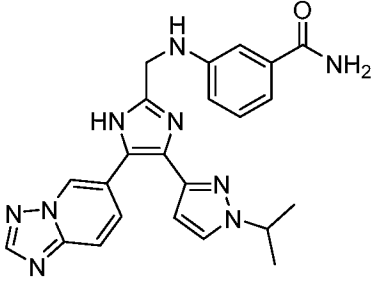
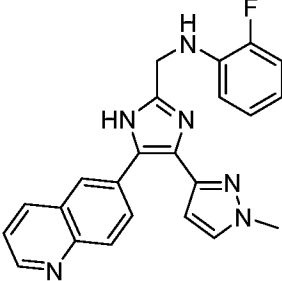
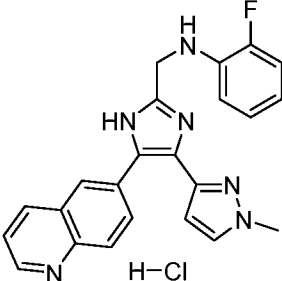
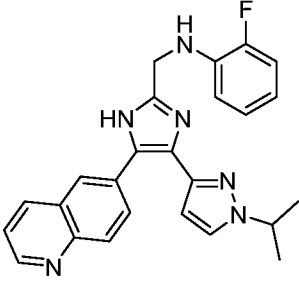
Compound No.	Structure and Name
9	 <p><i>N</i>-((5-([1,2,4]triazolo[1,5-a]pyridin-6-yl)-4-(1-isopropyl-1<i>H</i>-pyrazol-3-yl)-1<i>H</i>-imidazol-2-yl)methyl)aniline</p>
10	 <p>H-Cl</p> <p><i>N</i>-((5-([1,2,4]triazolo[1,5-a]pyridin-6-yl)-4-(1-isopropyl-1<i>H</i>-pyrazol-3-yl)-1<i>H</i>-imidazol-2-yl)methyl)aniline hydrochloride</p>
11	 <p><i>N</i>-((5-([1,2,4]triazolo[1,5-a]pyridin-6-yl)-4-(1-methyl-1<i>H</i>-pyrazol-3-yl)-1<i>H</i>-imidazol-2-yl)methyl)-4-chloroaniline</p>
12	 <p>H-Cl</p> <p><i>N</i>-((5-([1,2,4]triazolo[1,5-a]pyridin-6-yl)-4-(1-methyl-1<i>H</i>-pyrazol-3-yl)-1<i>H</i>-imidazol-2-yl)methyl)-4-chloroaniline hydrochloride</p>

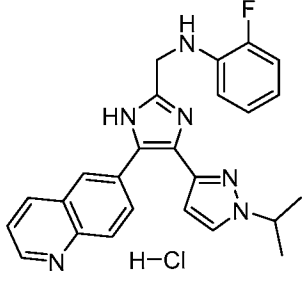
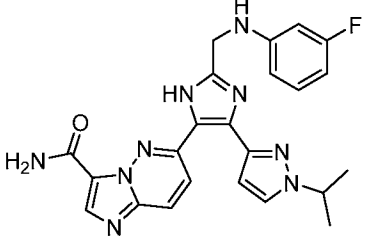
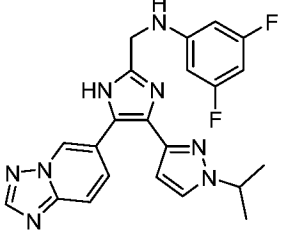
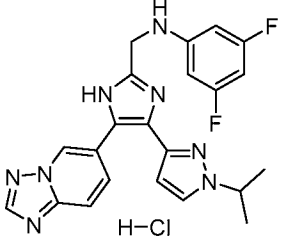
Compound No.	Structure and Name
13	 <p>2-(((5-([1,2,4]triazolo[1,5-a]pyridin-6-yl)-4-(1-methyl-1H-pyrazol-3-yl)-1H-imidazol-2-yl)methyl)amino)benzonitrile</p>
14	 <p>H-Cl</p> <p>2-(((5-([1,2,4]triazolo[1,5-a]pyridin-6-yl)-4-(1-methyl-1H-pyrazol-3-yl)-1H-imidazol-2-yl)methyl)amino)benzonitrile hydrochloride</p>
15	 <p>3-(((5-([1,2,4]triazolo[1,5-a]pyridin-6-yl)-4-(1-methyl-1H-pyrazol-3-yl)-1H-imidazol-2-yl)methyl)amino)benzonitrile</p>
16	 <p>H-Cl</p> <p>3-(((5-([1,2,4]triazolo[1,5-a]pyridin-6-yl)-4-(1-methyl-1H-pyrazol-3-yl)-1H-imidazol-2-yl)methyl)amino)benzonitrile hydrochloride</p>

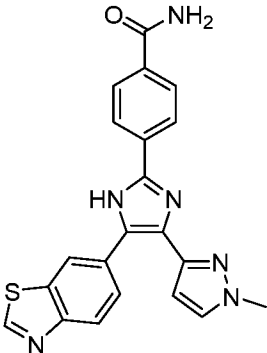
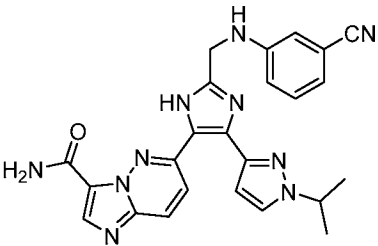
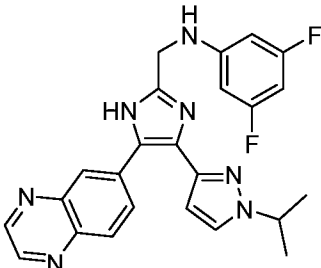
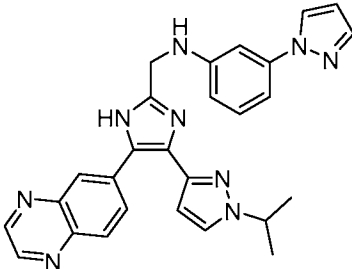
Compound No.	Structure and Name
17	 <p>4-((5-([1,2,4]triazolo[1,5-a]pyridin-6-yl)-4-(1-isopropyl-1H-pyrazol-3-yl)-1H-imidazol-2-yl)benzamide</p>
18	 <p>3-(((5-([1,2,4]triazolo[1,5-a]pyridin-6-yl)-4-(1-methyl-1H-pyrazol-3-yl)-1H-imidazol-2-yl)methyl)amino)benzamide</p>
19	 <p>N-(((5-([1,2,4]triazolo[1,5-a]pyridin-6-yl)-4-(1-isopropyl-1H-pyrazol-3-yl)-1H-imidazol-2-yl)methyl)-3-fluoroaniline</p>
20	 <p>H-Cl N-(((5-([1,2,4]triazolo[1,5-a]pyridin-6-yl)-4-(1-isopropyl-1H-pyrazol-3-yl)-1H-imidazol-2-yl)methyl)-3-fluoroaniline hydrochloride</p>

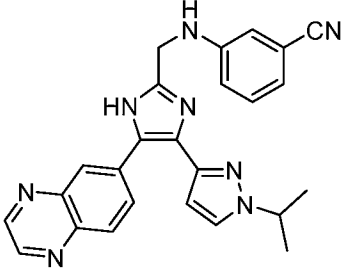
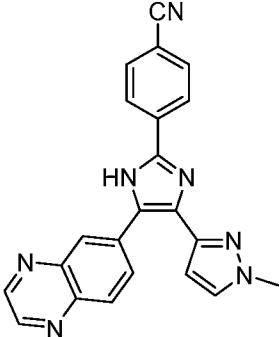
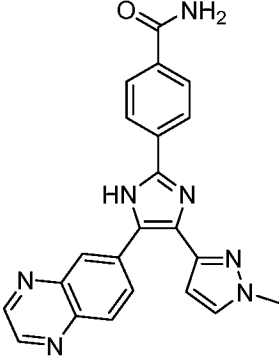
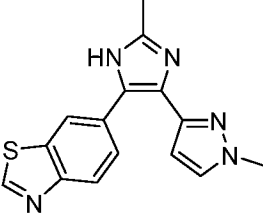
Compound No.	Structure and Name
21	 <p>3-fluoro-<i>N</i>-((4-(1-isopropyl-1<i>H</i>-pyrazol-3-yl)-5-(quinoxalin-6-yl)-1<i>H</i>-imidazol-2-yl)methyl)aniline</p>
22	 <p>H-Cl</p> <p>3-fluoro-<i>N</i>-((4-(1-isopropyl-1<i>H</i>-pyrazol-3-yl)-5-(quinoxalin-6-yl)-1<i>H</i>-imidazol-2-yl)methyl)aniline hydrochloride</p>
23	 <p>3-fluoro-<i>N</i>-((4-(1-methyl-1<i>H</i>-pyrazol-3-yl)-5-(quinolin-6-yl)-1<i>H</i>-imidazol-2-yl)methyl)aniline</p>
24	 <p>H-Cl</p> <p>3-fluoro-<i>N</i>-((4-(1-methyl-1<i>H</i>-pyrazol-3-yl)-5-(quinolin-6-yl)-1<i>H</i>-imidazol-2-yl)methyl)aniline hydrochloride</p>

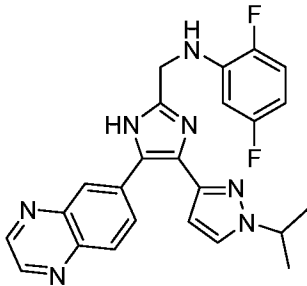
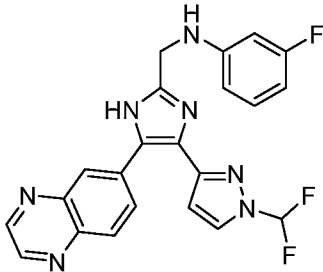
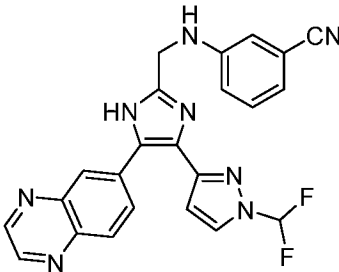
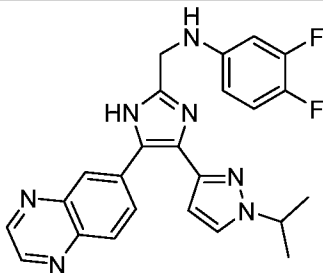
Compound No.	Structure and Name
25	 <p>3-fluoro-<i>N</i>-((4-(1-isopropyl-1<i>H</i>-pyrazol-3-yl)-5-(quinolin-6-yl)-1<i>H</i>-imidazol-2-yl)methyl)aniline</p>
26	 <p>3-fluoro-<i>N</i>-((4-(1-isopropyl-1<i>H</i>-pyrazol-3-yl)-5-(quinolin-6-yl)-1<i>H</i>-imidazol-2-yl)methyl)aniline hydrochloride</p>
27	 <p>6-(2-(((3-fluorophenyl)amino)methyl)-4-(1-isopropyl-1<i>H</i>-pyrazol-3-yl)-1<i>H</i>-imidazol-5-yl)imidazo[1,2-<i>b</i>]pyridazine-3-carbonitrile</p>
28	 <p>3-(((5-([1,2,4]triazolo[1,5-<i>a</i>]pyridin-6-yl)-4-(1-isopropyl-1<i>H</i>-pyrazol-3-yl)-1<i>H</i>-imidazol-2-yl)methyl)amino)benzonitrile</p>

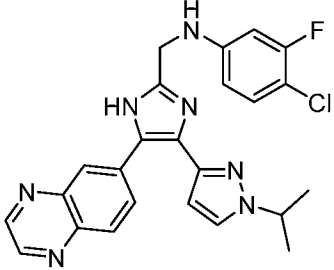
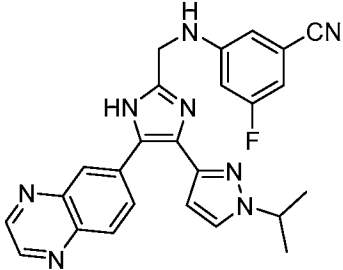
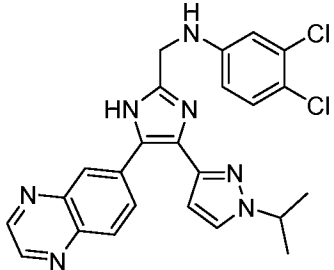
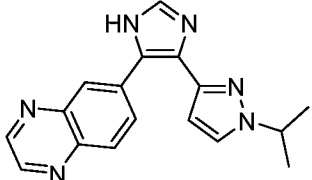
Compound No.	Structure and Name
29	 <p>3-(((5-([1,2,4]triazolo[1,5-a]pyridin-6-yl)-4-(1-isopropyl-1H-pyrazol-3-yl)-1H-imidazol-2-yl)methyl)amino)benzamide</p>
30	 <p>2-fluoro-N-((4-(1-methyl-1H-pyrazol-3-yl)-5-(quinolin-6-yl)-1H-imidazol-2-yl)methyl)aniline</p>
31	 <p>2-fluoro-N-((4-(1-methyl-1H-pyrazol-3-yl)-5-(quinolin-6-yl)-1H-imidazol-2-yl)methyl)aniline hydrochloride</p>
32	 <p>2-fluoro-N-((4-(1-isopropyl-1H-pyrazol-3-yl)-5-(quinolin-6-yl)-1H-imidazol-2-yl)methyl)aniline</p>

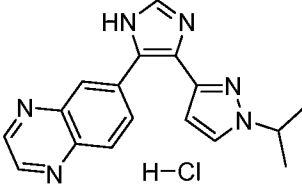
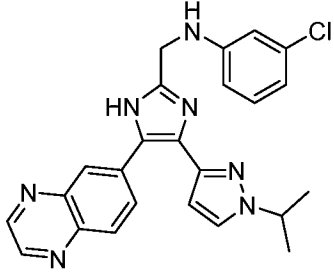
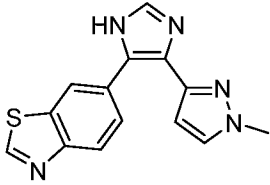
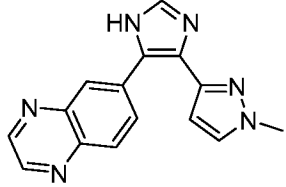
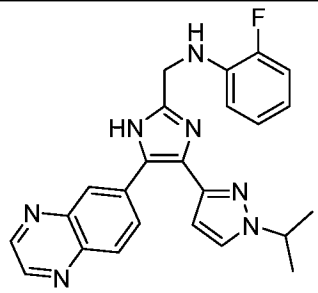
Compound No.	Structure and Name
33	 <p>2-fluoro-<i>N</i>-((4-(1-isopropyl-1<i>H</i>-pyrazol-3-yl)-5-(quinolin-6-yl)-1<i>H</i>-imidazol-2-yl)methyl)aniline hydrochloride</p>
34	 <p>6-(2-(((3-fluorophenyl)amino)methyl)-4-(1-isopropyl-1<i>H</i>-pyrazol-3-yl)-1<i>H</i>-imidazol-5-yl)imidazo[1,2-<i>b</i>]pyridazine-3-carboxamide</p>
35	 <p><i>N</i>-((5-([1,2,4]triazolo[1,5-<i>a</i>]pyridin-6-yl)-4-(1-isopropyl-1<i>H</i>-pyrazol-3-yl)-1<i>H</i>-imidazol-2-yl)methyl)-3,5-difluoroaniline</p>
36	 <p><i>N</i>-((5-([1,2,4]triazolo[1,5-<i>a</i>]pyridin-6-yl)-4-(1-isopropyl-1<i>H</i>-pyrazol-3-yl)-1<i>H</i>-imidazol-2-yl)methyl)-3,5-difluoroaniline hydrochloride</p>

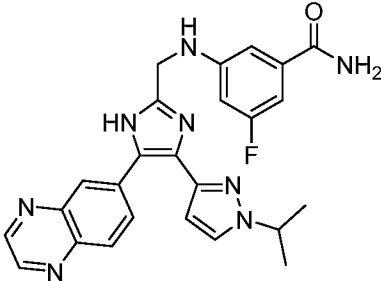
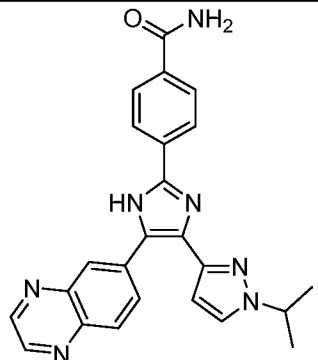
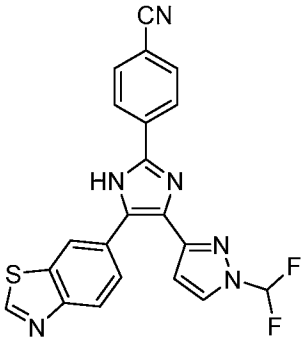
Compound No.	Structure and Name
37	 <p>4-(5-(benzo[d]thiazol-6-yl)-4-(1-methyl-1H-pyrazol-3-yl)-1H-imidazol-2-yl)benzamide</p>
38	 <p>6-(2-(((3-cyanophenyl)amino)methyl)-4-(1-isopropyl-1H-pyrazol-3-yl)-1H-imidazol-5-yl)imidazo[1,2-b]pyridazine-3-carboxamide</p>
39	 <p>3,5-difluoro-N-((4-(1-isopropyl-1H-pyrazol-3-yl)-5-(quinoxalin-6-yl)-1H-imidazol-2-yl)methyl)aniline</p>
40	 <p>N-((4-(1-isopropyl-1H-pyrazol-3-yl)-5-(quinoxalin-6-yl)-1H-imidazol-2-yl)methyl)-3-(1H-pyrazol-1-yl)aniline</p>

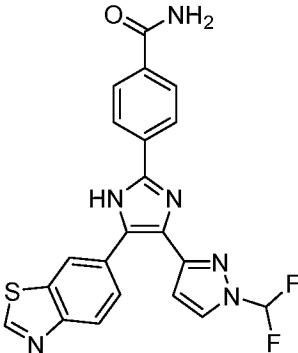
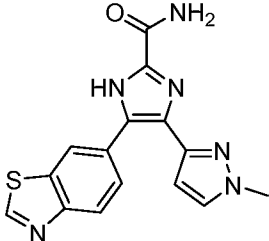
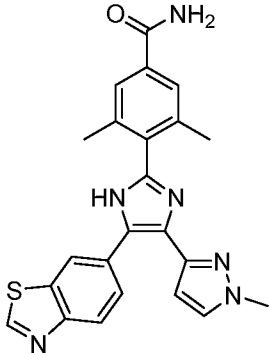
Compound No.	Structure and Name
41	 <p>3-(((4-(1-isopropyl-1H-pyrazol-3-yl)-5-(quinoxalin-6-yl)-1H-imidazol-2-yl)methyl)amino)benzonitrile</p>
42	 <p>4-(4-(1-methyl-1H-pyrazol-3-yl)-5-(quinoxalin-6-yl)-1H-imidazol-2-yl)benzonitrile</p>
43	 <p>4-(4-(1-methyl-1H-pyrazol-3-yl)-5-(quinoxalin-6-yl)-1H-imidazol-2-yl)benzamide</p>
44	 <p>6-(2-methyl-4-(1-methyl-1H-pyrazol-3-yl)-1H-imidazol-5-yl)benzo[d]thiazole</p>

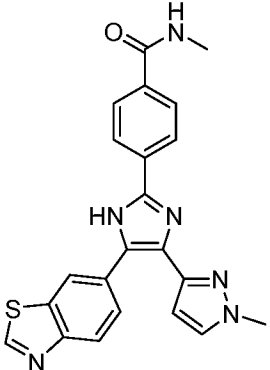
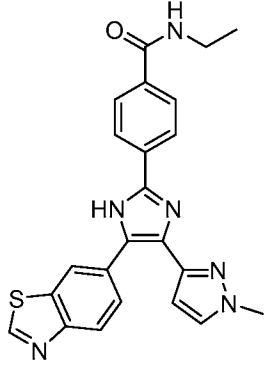
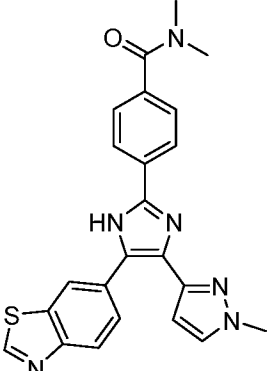
Compound No.	Structure and Name
45	 <p>2,5-difluoro-<i>N</i>-((4-(1-isopropyl-1<i>H</i>-pyrazol-3-yl)-5-(quinoxalin-6-yl)-1<i>H</i>-imidazol-2-yl)methyl)aniline</p>
46	 <p><i>N</i>-((4-(1-(difluoromethyl)-1<i>H</i>-pyrazol-3-yl)-5-(quinoxalin-6-yl)-1<i>H</i>-imidazol-2-yl)methyl)-3-fluoroaniline</p>
47	 <p>3-(((4-(1-(difluoromethyl)-1<i>H</i>-pyrazol-3-yl)-5-(quinoxalin-6-yl)-1<i>H</i>-imidazol-2-yl)methyl)amino)benzonitrile</p>
48	 <p>3,4-difluoro-<i>N</i>-((4-(1-isopropyl-1<i>H</i>-pyrazol-3-yl)-5-(quinoxalin-6-yl)-1<i>H</i>-imidazol-2-yl)methyl)aniline</p>

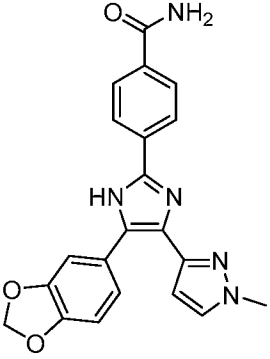
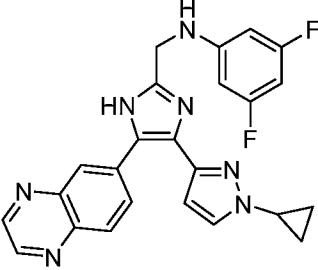
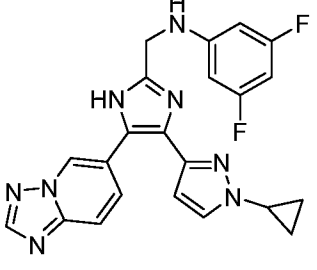
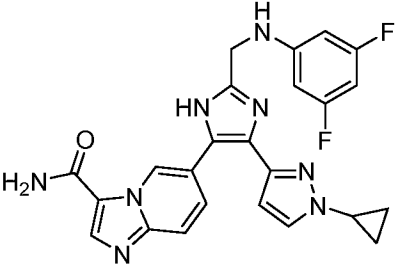
Compound No.	Structure and Name
49	 <p>4-chloro-3-fluoro-<i>N</i>-((4-(1-isopropyl-1<i>H</i>-pyrazol-3-yl)-5-(quinoxalin-6-yl)-1<i>H</i>-imidazol-2-yl)methyl)aniline</p>
50	 <p>3-fluoro-5-(((4-(1-isopropyl-1<i>H</i>-pyrazol-3-yl)-5-(quinoxalin-6-yl)-1<i>H</i>-imidazol-2-yl)methyl)amino)benzonitrile</p>
51	 <p>3,4-dichloro-<i>N</i>-((4-(1-isopropyl-1<i>H</i>-pyrazol-3-yl)-5-(quinoxalin-6-yl)-1<i>H</i>-imidazol-2-yl)methyl)aniline</p>
52	 <p>6-(4-(1-isopropyl-1<i>H</i>-pyrazol-3-yl)-1<i>H</i>-imidazol-5-yl)quinoxaline</p>

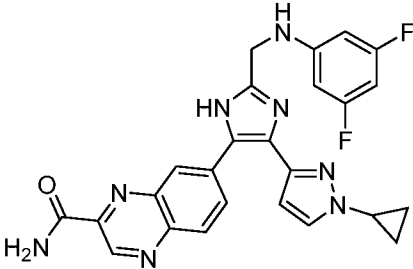
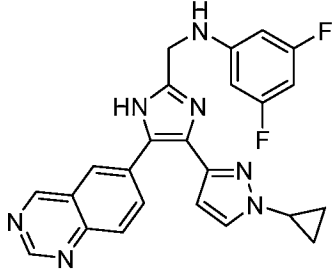
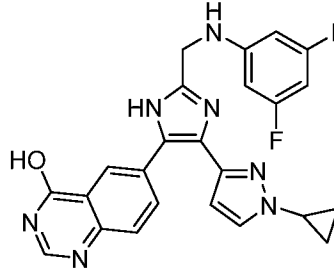
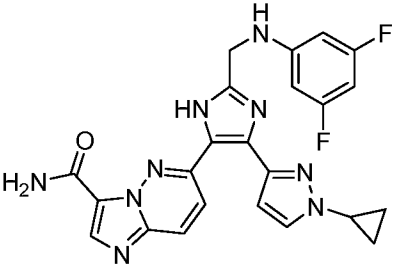
Compound No.	Structure and Name
53	 <p>6-(4-(1-isopropyl-1H-pyrazol-3-yl)-1H-imidazol-5-yl)quinoxaline hydrochloride</p>
54	 <p>3-chloro-N-((4-(1-isopropyl-1H-pyrazol-3-yl)-5-(quinoxalin-6-yl)-1H-imidazol-2-yl)methyl)aniline</p>
55	 <p>6-(4-(1-methyl-1H-pyrazol-3-yl)-1H-imidazol-5-yl)benzo[d]thiazole</p>
56	 <p>6-(4-(1-methyl-1H-pyrazol-3-yl)-1H-imidazol-5-yl)quinoxaline</p>
57	 <p>2-fluoro-N-((4-(1-isopropyl-1H-pyrazol-3-yl)-5-(quinoxalin-6-yl)-1H-imidazol-2-yl)methyl)aniline</p>

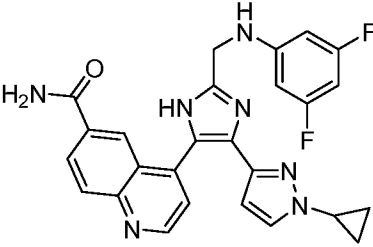
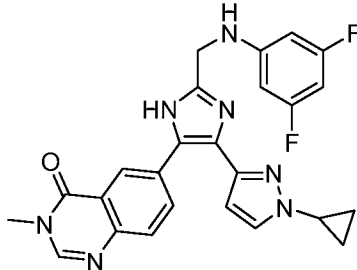
Compound No.	Structure and Name
58	 <p>3-fluoro-5-(((4-(1-isopropyl-1H-pyrazol-3-yl)-5-(quinoxalin-6-yl)-1H-imidazol-2-yl)methyl)amino)benzamide</p>
59	 <p>4-(4-(1-isopropyl-1H-pyrazol-3-yl)-5-(quinoxalin-6-yl)-1H-imidazol-2-yl)benzamide</p>
60	 <p>4-(5-(benzo[d]thiazol-6-yl)-4-(1-(difluoromethyl)-1H-pyrazol-3-yl)-1H-imidazol-2-yl)benzonitrile</p>

Compound No.	Structure and Name
61	 <p>4-(5-(benzo[d]thiazol-6-yl)-4-(1-(difluoromethyl)-1<i>H</i>-pyrazol-3-yl)-1<i>H</i>-imidazol-2-yl)benzamide</p>
62	 <p>5-(benzo[d]thiazol-6-yl)-4-(1-methyl-1<i>H</i>-pyrazol-3-yl)-1<i>H</i>-imidazole-2-carboxamide</p>
63	 <p>4-(5-(benzo[d]thiazol-6-yl)-4-(1-methyl-1<i>H</i>-pyrazol-3-yl)-1<i>H</i>-imidazol-2-yl)-3,5-dimethylbenzamide</p>

Compound No.	Structure and Name
64	 <p>4-(5-(benzo[d]thiazol-6-yl)-4-(1-methyl-1H-pyrazol-3-yl)-1H-imidazol-2-yl)-N-methylbenzamide</p>
65	 <p>4-(5-(benzo[d]thiazol-6-yl)-4-(1-methyl-1H-pyrazol-3-yl)-1H-imidazol-2-yl)-N-ethylbenzamide</p>
66	 <p>4-(5-(benzo[d]thiazol-6-yl)-4-(1-methyl-1H-pyrazol-3-yl)-1H-imidazol-2-yl)-N,N-dimethylbenzamide</p>

Compound No.	Structure and Name
67	 <p>4-(5-(benzo[d][1,3]dioxol-5-yl)-4-(1-methyl-1H-pyrazol-3-yl)-1H-imidazol-2-yl)benzamide</p>
68	 <p><i>N</i>-((4-(1-cyclopropyl-1H-pyrazol-3-yl)-5-(quinoxalin-6-yl)-1H-imidazol-2-yl)methyl)-3,5-difluoroaniline</p>
69	 <p><i>N</i>-((5-([1,2,4]triazolo[1,5-a]pyridin-6-yl)-4-(1-cyclopropyl-1H-pyrazol-3-yl)-1H-imidazol-2-yl)methyl)-3,5-difluoroaniline</p>
70	 <p>6-(4-(1-cyclopropyl-1H-pyrazol-3-yl)-2-(((3,5-difluorophenyl)amino)methyl)-1H-imidazol-5-yl)imidazo[1,2-a]pyridine-3-carboxamide</p>

Compound No.	Structure and Name
71	 <p>7-(4-(1-cyclopropyl-1H-pyrazol-3-yl)-2-(((3,5-difluorophenyl)amino)methyl)-1H-imidazol-5-yl)quinoxaline-2-carboxamide</p>
72	 <p>N-((4-(1-cyclopropyl-1H-pyrazol-3-yl)-5-(quinazolin-6-yl)-1H-imidazol-2-yl)methyl)-3,5-difluoroaniline</p>
73	 <p>6-(4-(1-cyclopropyl-1H-pyrazol-3-yl)-2-(((3,5-difluorophenyl)amino)methyl)-1H-imidazol-5-yl)quinazolin-4-ol</p>
74	 <p>6-(4-(1-cyclopropyl-1H-pyrazol-3-yl)-2-(((3,5-difluorophenyl)amino)methyl)-1H-imidazol-5-yl)imidazo[1,2-b]pyridazine-3-carboxamide</p>

Compound No.	Structure and Name
75	 <p data-bbox="464 667 1342 728">4-(4-(1-cyclopropyl-1H-pyrazol-3-yl)-2-(((3,5-difluorophenyl)amino)methyl)-1H-imidazol-5-yl)quinoline-6-carboxamide</p>
76	 <p data-bbox="483 1041 1323 1102">6-(4-(1-cyclopropyl-1H-pyrazol-3-yl)-2-(((3,5-difluorophenyl)amino)methyl)-1H-imidazol-5-yl)-3-methylquinazolin-4(3H)-one</p>

and pharmaceutically acceptable salts, hydrates and solvates thereof.

17. A method for treating a disease in mammals comprising administering a therapeutically effective amount of a compound of claim 1 to a mammal in need of treatment.

18. The method of claim 17, wherein the disease is selected from the group consisting of atherosclerosis, Marfan syndrome, Loeys-Dietz syndrome, obesity, diabetes, Multiple Sclerosis, keratoconus, idiopathic pulmonary fibrosis, Alzheimer's Disease, chronic kidney disease, chronic obstructive pulmonary disease (COPD), asthma, congestive heart failure, ischemic heart attack, and scleroderma.

19. The method of claim 17, wherein the disease is selected from the group consisting of lung cancer, gastric cancer, myelodysplastic syndrome (MDS), melanoma, colon cancer, renal cancer, glioblastoma (GBM), pancreatic cancer, myelofibrosis, multiple myeloma, esophageal cancer, head and neck squamous carcinoma, ovarian carcinoma, endometrial cancer, cholangiocarcinoma, sarcoma, medulloblastoma, NSCLC, breast cancer, and hepatocellular

carcinoma (HCC).

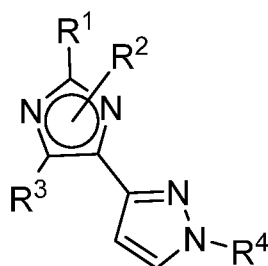
AMENDED CLAIMS

received by the International Bureau on 14 August 2018 (14.08.2018)

CLAIMS

I CLAIM:

1. A compound of the formula:



wherein R^1 is selected from the group consisting of a group of the formula $-X-$
 $Y-Z$, the formula $-X-Z$, the formula $-Y-Z$, and the formula $-Z$ wherein;

X is O; NR^5 ; S; CR^6R^7 ; $C=O$; $C=S$; or an alkyl chain containing 1 to 6 carbon atoms;

Y is O, NR^5 , S, CR^6R^7 , $C=O$, $C=S$, or an alkyl chain containing 1 to 6 carbon atoms,

R^5 is hydrogen; aryl; heteromonocyclic; heterobicyclic; an alkyl chain containing 1 to 6 carbon atoms; an alkenyl chain containing 1 to 6 carbon atoms; or an alkynyl chain containing 1 to 6 carbon atoms;

R^6 is hydrogen; or an alkyl chain containing 1 to 6 carbon atoms;

R^7 is hydrogen; an alkyl chain containing 1 to 6 carbon atoms; an alkenyl group containing 1 to 6 carbon atoms; an alkynyl chain containing 1 to 6 carbon atoms; or an alkoxy group containing 1 to 6 carbon atoms;

Z is a phenyl group; a substituted phenyl group or substituted heteromonocyclic group where 1 to 5 substituents are selected from a group consisting of halogens, alkyl groups containing 1 to 6 carbon atoms, alkenyl groups containing 1 to 6 carbon atoms, alkynyl groups containing 1 to 6 carbon atoms, a phenyl group, a pyridyl group, alkoxy groups containing 1 to 6 carbon atoms, a hydroxyl group, an amido group, a carbamoyl group, and a cyano group; a hydrogen atom; an alkyl group containing 1 to 12 carbon atoms; an alkenyl group containing 2 to 12 carbon atoms; an alkynyl group containing 1 to 6 carbon atoms; a cycloalkyl group containing 3 to 7 carbon atoms; an alkyl group containing 1 to 12 carbon atoms substituted by an alkenyl group containing 1 to 6 carbon atoms, an alkynyl group containing 1 to 6 carbon atoms, an alkoxy group containing 1 to 6 carbon atoms, a hydroxyl group, an alkoxyphenylalkoxy group

having 8 to 12 carbon atoms, a morpholino group, a piperidinyl group, a pyrrolidino group, or a cyclic ether containing 3 to 6 carbon atoms; an alkyl group having 1 to 6 carbon atoms substituted with 1 to 5 halogen atoms; a cycloalkyl group containing 3 to 9 carbon atoms substituted with an oxo group; a heteromonocyclic or heterobicyclic group; a heteromonocyclic or a heterobicyclic group substituted with 1 to 5 members selected from a group consisting of halogens, alkyl groups containing 1 to 6 carbon atoms, alkenyl groups containing 1 to 6 carbon atoms, alkynyl groups containing 1 to 6 carbon atoms, alkoxy groups containing 1 to 6 carbon atoms, a hydroxyl group, an amido group, a carbamoyl group, a cyano group, or specifically a tetrahydropyranyl group; a tetrahydrofuranyl group; a 4-piperidinyl group; a piperidinyl group substituted with an alkyl group containing 1 to 6 carbon atoms; a t-butoxycarbonyl group; a cyclohexanespiro-2'-(1,3-dioxoranyl) group; and a pyrrolidin-2-one-5-yl group;

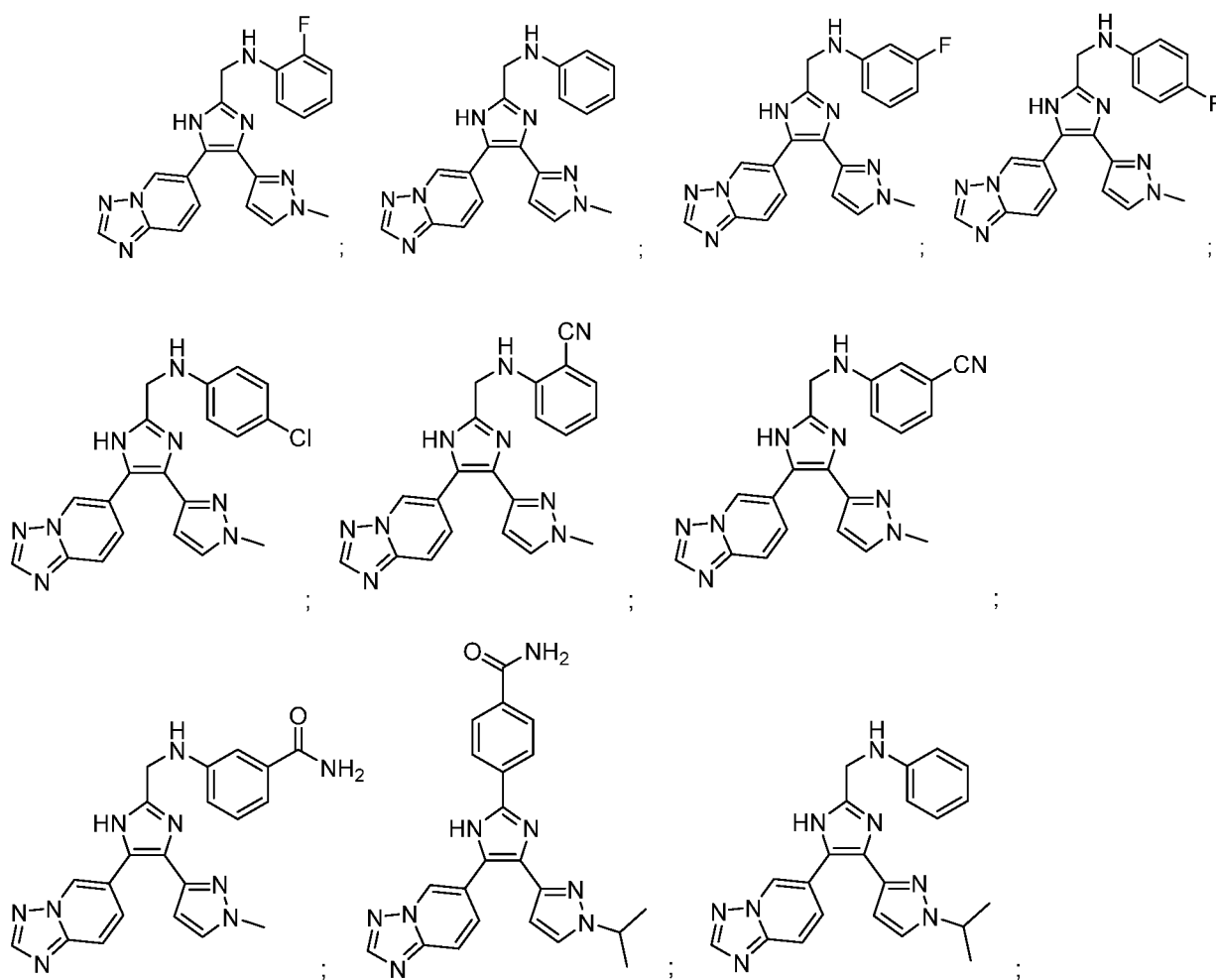
R² is a hydrogen atom; an alkyl group containing 1 to 6 carbon atoms; an alkenyl group containing 1 to 6 carbon atoms; an alkynyl group containing 1 to 6 carbon atoms, a cycloalkyl group containing 3 to 7 carbon atoms; an alkyl group containing 1 to 6 carbon atoms, substituted with a cycloalkyl group containing 3 to 7 carbon atoms; an alkyl group containing 1 to 6 carbon atoms, substituted with 2 to 7 halogens; a phenylalkyl group containing 7 to 12 carbon atoms; or a phenylalkyl group containing 7 to 12 carbon atoms, substituted with a hydroxyl group, an alkoxy group containing 1 to 6 carbon atoms, an alkoxy group containing 1 to 6 carbon atoms substituted with an alkoxy group containing 1 to 6 carbon atoms, or an alkoxy group having 1 to 6 carbon atoms substituted with an alkylamino group containing 1 to 6 carbon atoms;

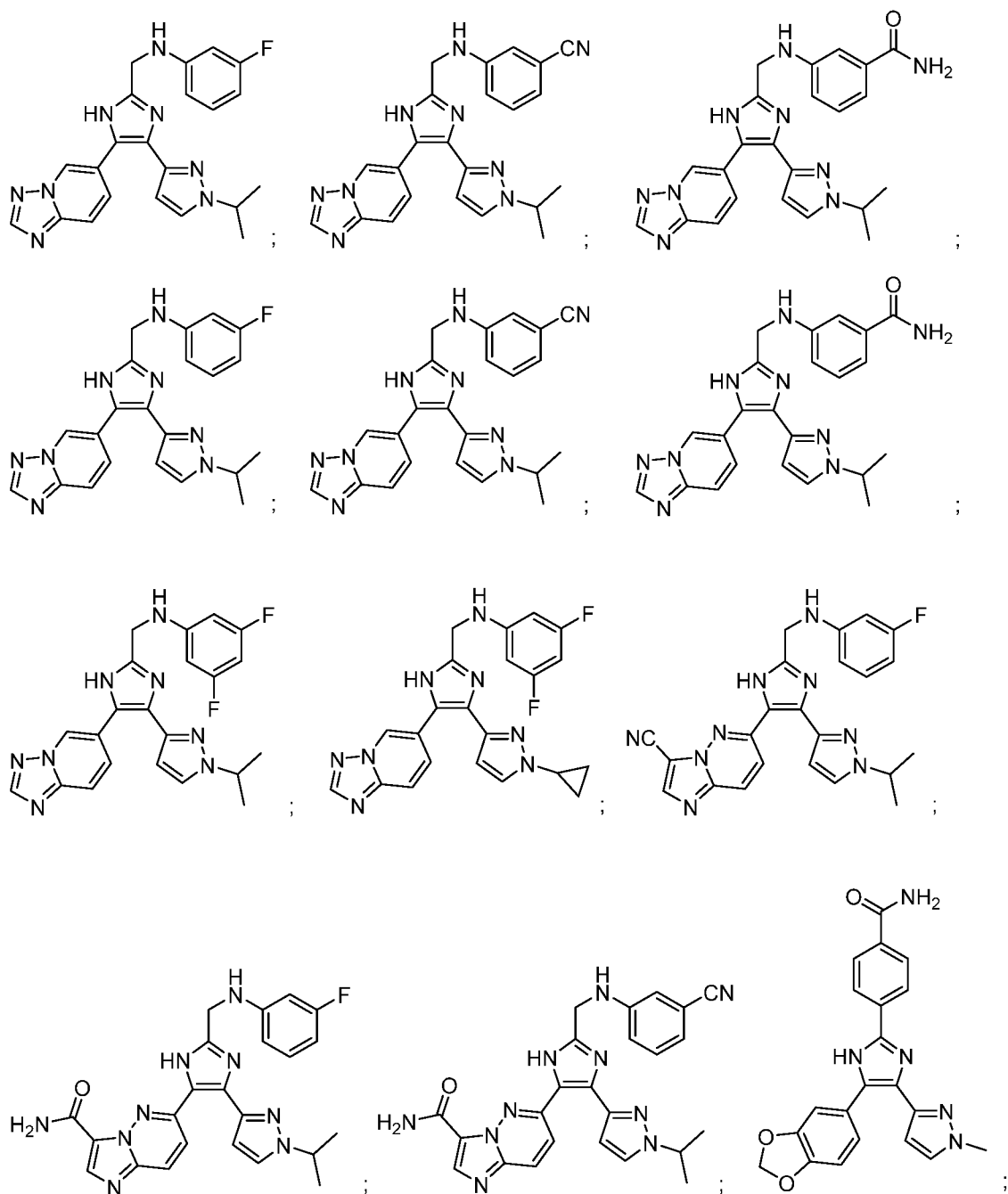
R³ is a phenyl group; a phenyl group substituted with 1 to 5 members selected from a group consisting of halogens, alkyl groups containing 1 to 6 carbon atoms, alkenyl groups containing 1 to 6 carbon atoms, alkynyl groups containing 1 to 6 carbon atoms, alkoxy groups containing 1 to 6 carbon atoms, a phenyl group, a pyridyl group, a hydroxyl group, an amido group, a carbamoyl group, and a cyano group; a heteromonocyclic or heterobicyclic group; and a heteromonocyclic or a heterobicyclic group substituted with 1 to 5 members selected from a group consisting of halogens, alkyl groups containing 1 to 6 carbon atoms, a phenyl group, a pyridyl group, alkoxy groups containing 1 to 6 carbon atoms, a hydroxyl group, an amido group, a carbamoyl group, or a cyano group; or a substituted 3H-quinazolin-4-one;

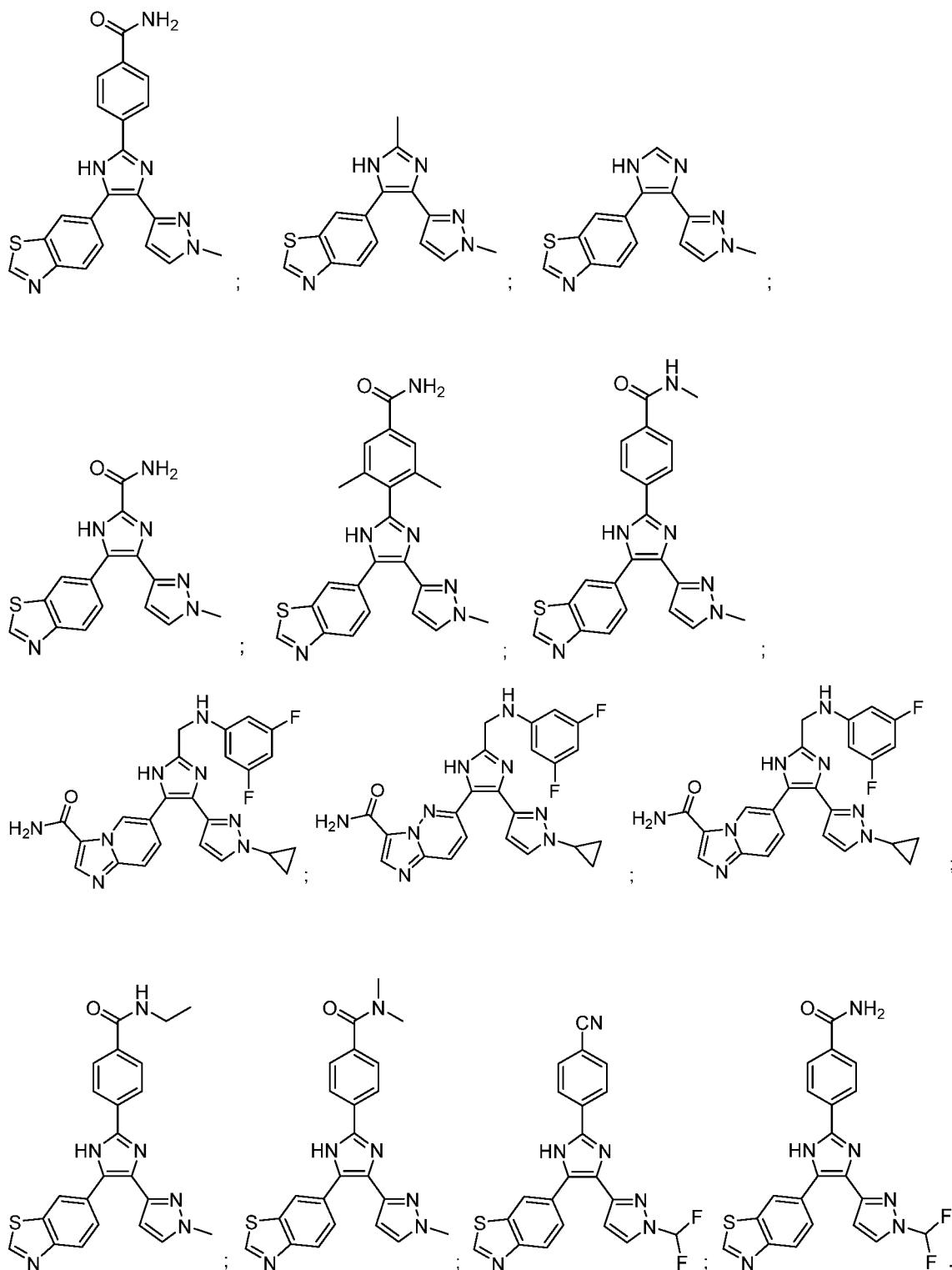
R⁴ is a hydrogen atom; an alkyl group containing 1 to 12 carbon atoms; an alkenyl group containing 1 to 6 carbon atoms; an alkynyl group containing 1 to 6 carbon atoms; a cycloalkyl group containing 3 to 7 carbon atoms; a cyclic ether containing 3 to 6 carbon atoms;

an alkyl group containing 1 to 12 carbon atoms substituted by an alkoxy group containing 1 to 6 carbon atoms, a hydroxyl group, an alkoxyphenylalkoxy group having 8 to 12 carbon atoms, a morpholino group, a piperidinyl group, a pyrrolidino group, or a cyclic ether containing 3 to 6 carbon atoms; an alkyl group having 1 to 6 carbon atoms substituted with 1 to 7 halogen atoms; a cycloalkyl group containing 3 to 9 carbon atoms substituted with an oxo group; a tetrahydropyranyl group; a tetrahydrofuranyl group; or a 4-piperidinyl group; and pharmaceutically acceptable salts, hydrates or solvates thereof.

2. The compound of claim 1 that is selected from the group consisting of:

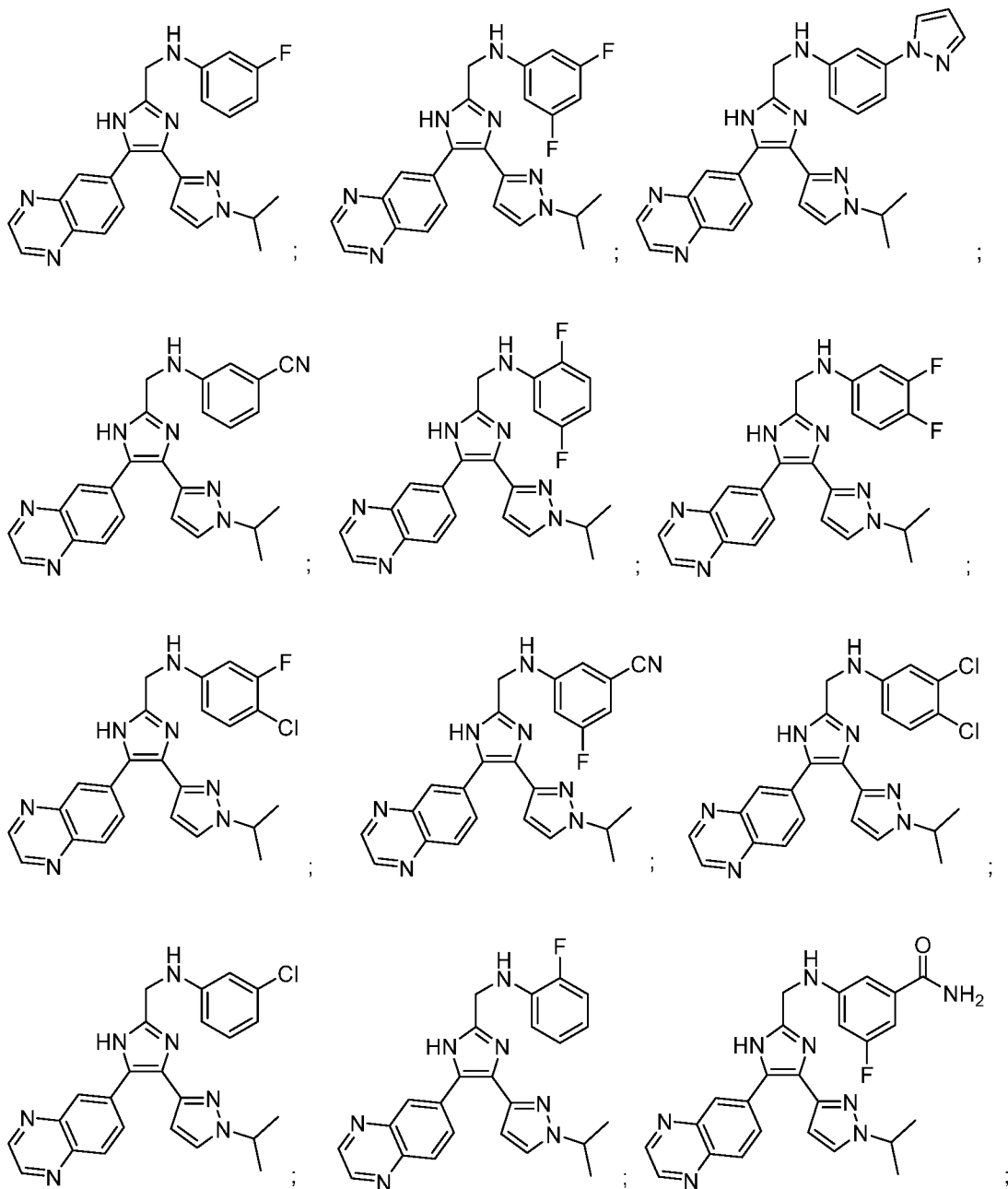


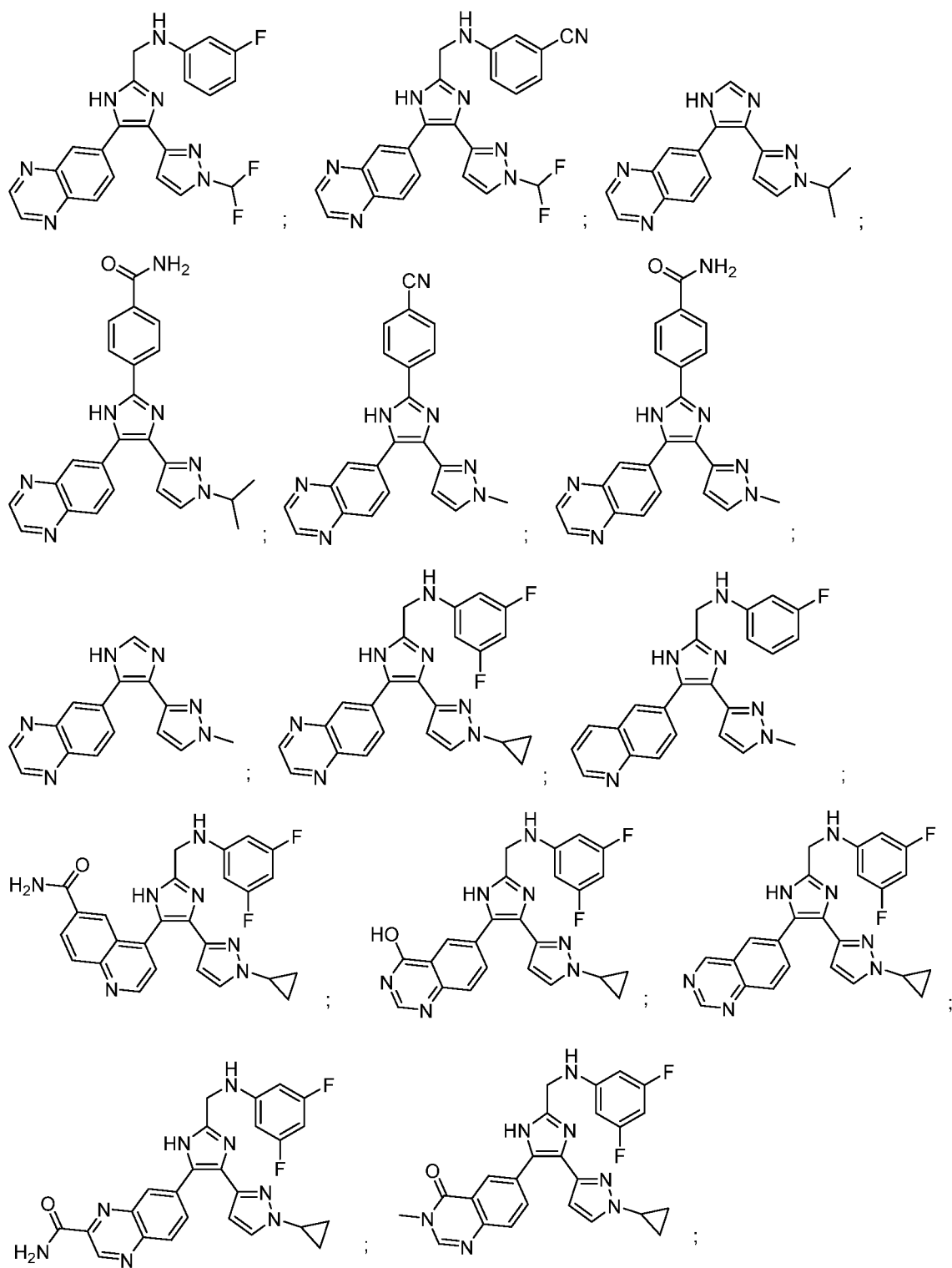


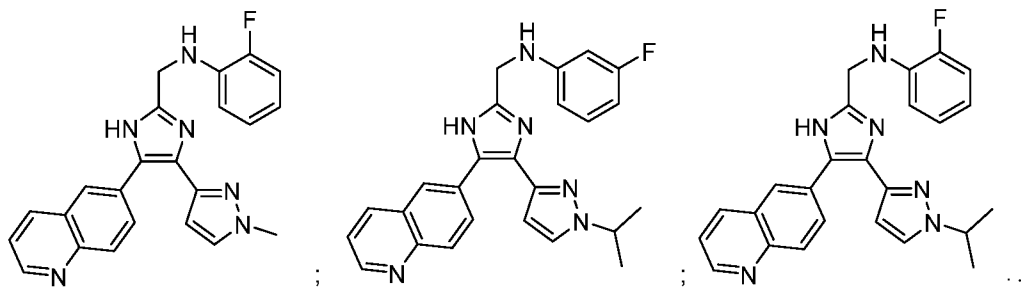


and pharmaceutically acceptable salts, hydrates and solvates thereof.

3. The compound of claim 1 that is selected from the group consisting of:

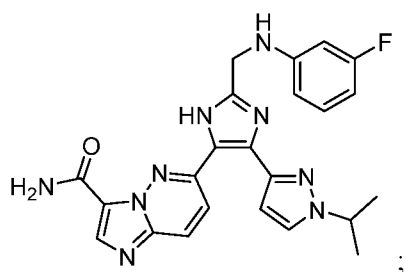






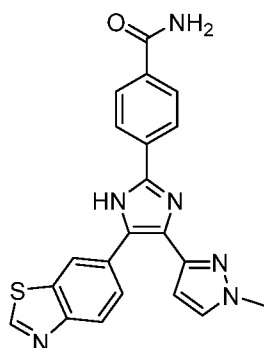
and pharmaceutically acceptable salts, hydrates and solvates thereof.

4. The compound of claim 1 that is:



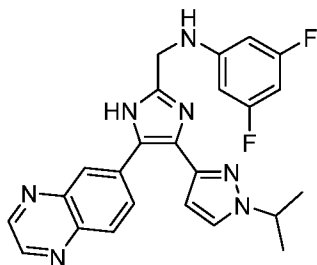
and pharmaceutically acceptable salts, hydrates and solvates thereof.

5. The compound of claim 1 that is:



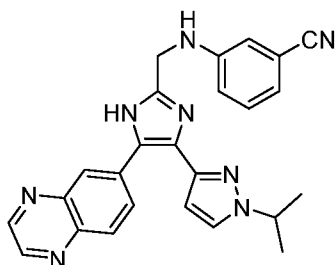
and pharmaceutically acceptable salts, hydrates and solvates thereof.

6. The compound of claim 1 that is:



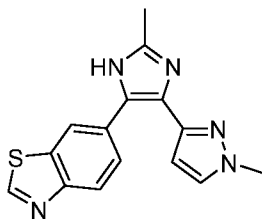
and pharmaceutically acceptable salts, hydrates and solvates thereof.

7. The compound of claim 1 that is:



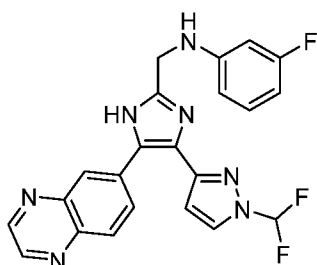
and pharmaceutically acceptable salts, hydrates and solvates thereof.

8. The compound of claim 1 that is:



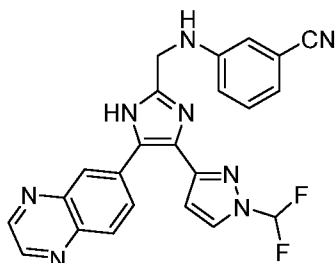
and pharmaceutically acceptable salts, hydrates and solvates thereof.

9. The compound of claim 1 that is:



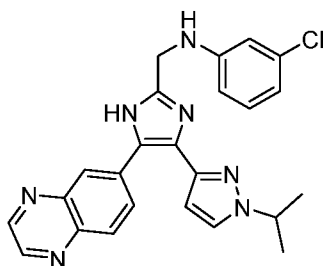
and pharmaceutically acceptable salts, hydrates and solvates thereof.

10. The compound of claim 1 that is:



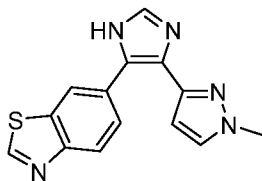
and pharmaceutically acceptable salts, hydrates and solvates thereof.

11. The compound of claim 1 that is:



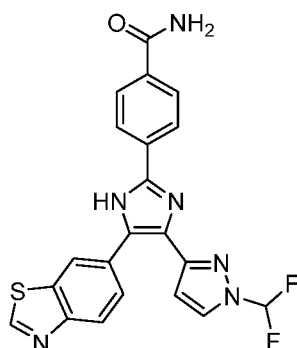
and pharmaceutically acceptable salts, hydrates and solvates thereof.

12. The compound of claim 1 that is:



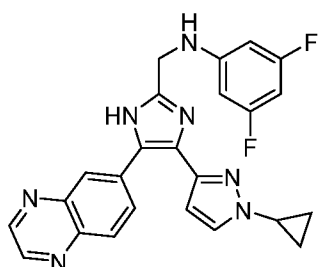
and pharmaceutically acceptable salts, hydrates and solvates thereof.

13. The compound of Claim 1 that is:



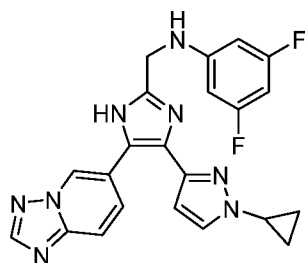
and pharmaceutically acceptable salts, hydrates and solvates thereof.

14. The compound of claim 1 that is:



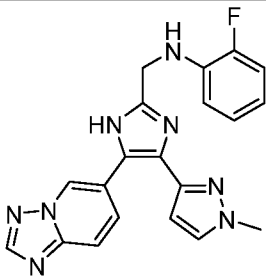
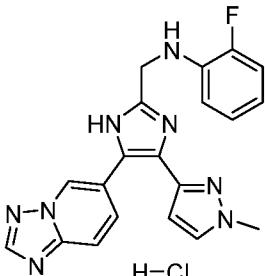
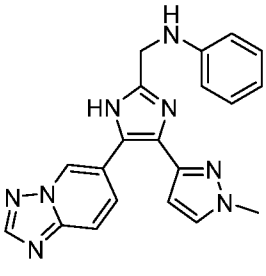
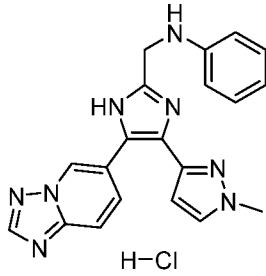
and pharmaceutically acceptable salts, hydrates and solvates thereof.

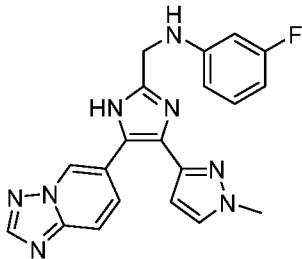
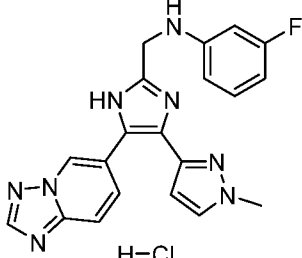
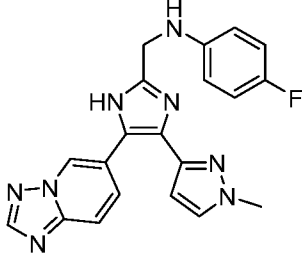
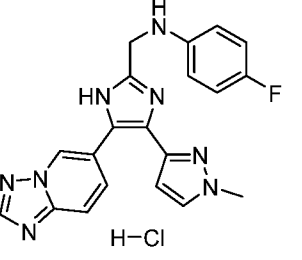
15. The compound of claim 1 that is:

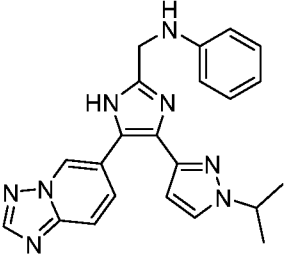
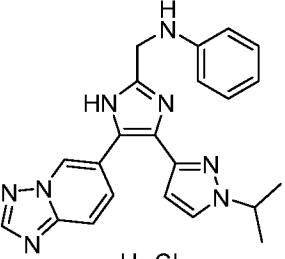
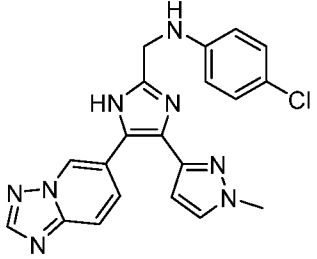
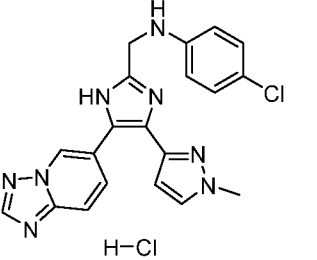


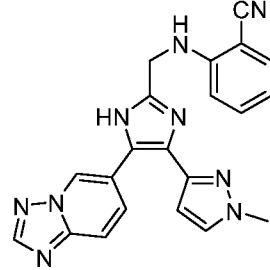
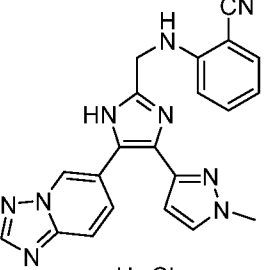
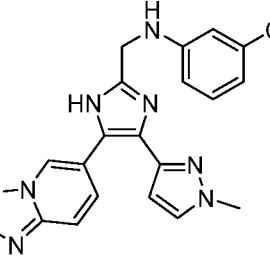
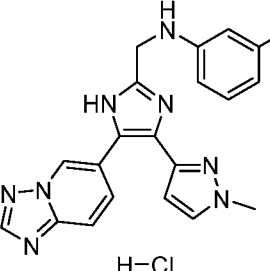
and pharmaceutically acceptable salts, hydrates and solvates thereof.

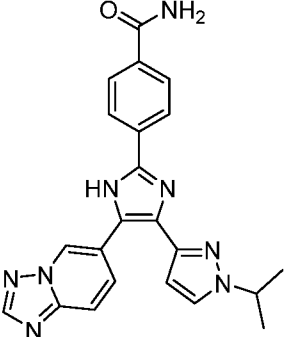
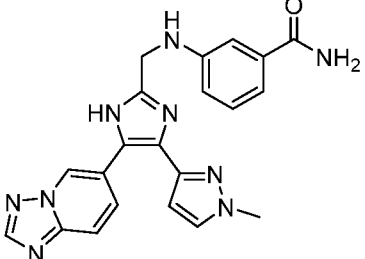
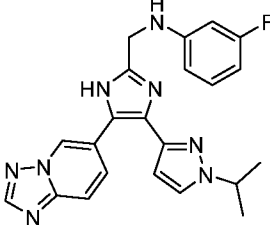
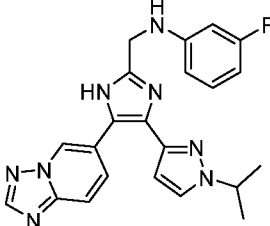
16. The compound of claim 1, wherein the compound is selected from the group consisting of:

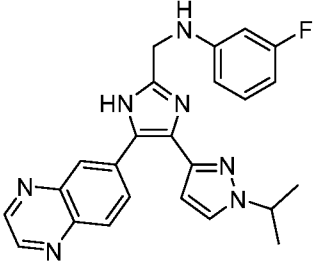
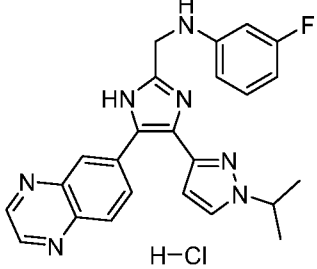
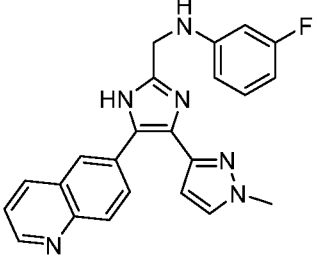
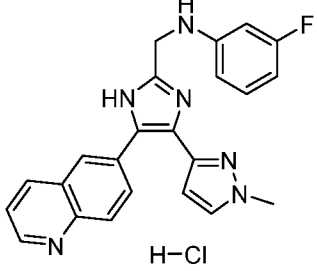
Compound No.	Structure and Name
1	 <p><i>N</i>-((5-([1,2,4]triazolo[1,5-a]pyridin-6-yl)-4-(1-methyl-1<i>H</i>-pyrazol-3-yl)-1<i>H</i>-imidazol-2-yl)methyl)-2-fluoroaniline</p>
2	 <p><i>N</i>-((5-([1,2,4]triazolo[1,5-a]pyridin-6-yl)-4-(1-methyl-1<i>H</i>-pyrazol-3-yl)-1<i>H</i>-imidazol-2-yl)methyl)-2-fluoroaniline hydrochloride</p>
3	 <p><i>N</i>-((5-([1,2,4]triazolo[1,5-a]pyridin-6-yl)-4-(1-methyl-1<i>H</i>-pyrazol-3-yl)-1<i>H</i>-imidazol-2-yl)methyl)aniline</p>
4	 <p><i>N</i>-((5-([1,2,4]triazolo[1,5-a]pyridin-6-yl)-4-(1-methyl-1<i>H</i>-pyrazol-3-yl)-1<i>H</i>-imidazol-2-yl)methyl)aniline hydrochloride</p>

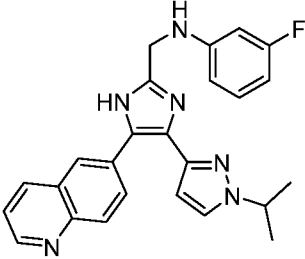
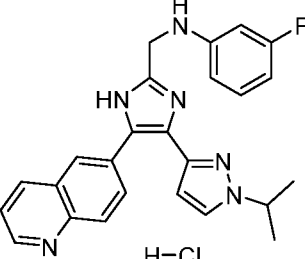
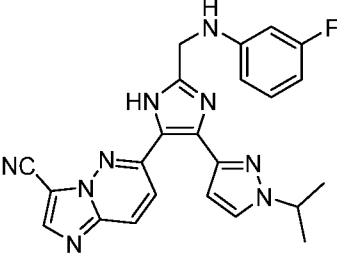
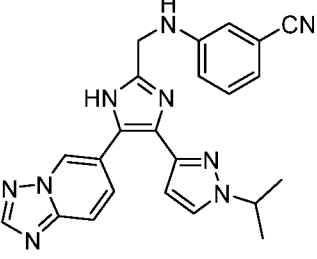
Compound No.	Structure and Name
5	 <p><i>N</i>-((5-([1,2,4]triazolo[1,5-a]pyridin-6-yl)-4-(1-methyl-1<i>H</i>-pyrazol-3-yl)-1<i>H</i>-imidazol-2-yl)methyl)-3-fluoroaniline</p>
6	 <p><i>N</i>-((5-([1,2,4]triazolo[1,5-a]pyridin-6-yl)-4-(1-methyl-1<i>H</i>-pyrazol-3-yl)-1<i>H</i>-imidazol-2-yl)methyl)-3-fluoroaniline hydrochloride</p>
7	 <p><i>N</i>-((5-([1,2,4]triazolo[1,5-a]pyridin-6-yl)-4-(1-methyl-1<i>H</i>-pyrazol-3-yl)-1<i>H</i>-imidazol-2-yl)methyl)-4-fluoroaniline</p>
8	 <p><i>N</i>-((5-([1,2,4]triazolo[1,5-a]pyridin-6-yl)-4-(1-methyl-1<i>H</i>-pyrazol-3-yl)-1<i>H</i>-imidazol-2-yl)methyl)-4-fluoroaniline hydrochloride</p>

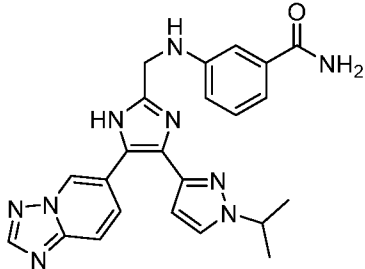
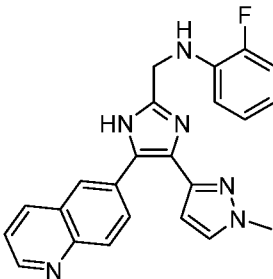
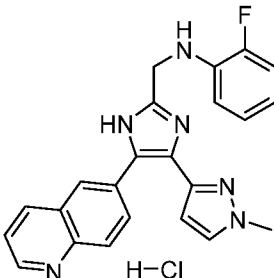
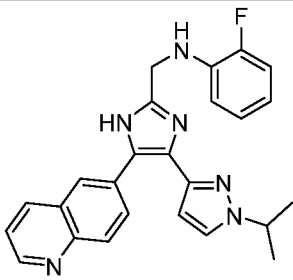
Compound No.	Structure and Name
9	 <p><i>N</i>-((5-([1,2,4]triazolo[1,5-a]pyridin-6-yl)-4-(1-isopropyl-1<i>H</i>-pyrazol-3-yl)-1<i>H</i>-imidazol-2-yl)methyl)aniline</p>
10	 <p>H-Cl</p> <p><i>N</i>-((5-([1,2,4]triazolo[1,5-a]pyridin-6-yl)-4-(1-isopropyl-1<i>H</i>-pyrazol-3-yl)-1<i>H</i>-imidazol-2-yl)methyl)aniline hydrochloride</p>
11	 <p><i>N</i>-((5-([1,2,4]triazolo[1,5-a]pyridin-6-yl)-4-(1-methyl-1<i>H</i>-pyrazol-3-yl)-1<i>H</i>-imidazol-2-yl)methyl)-4-chloroaniline</p>
12	 <p>H-Cl</p> <p><i>N</i>-((5-([1,2,4]triazolo[1,5-a]pyridin-6-yl)-4-(1-methyl-1<i>H</i>-pyrazol-3-yl)-1<i>H</i>-imidazol-2-yl)methyl)-4-chloroaniline hydrochloride</p>

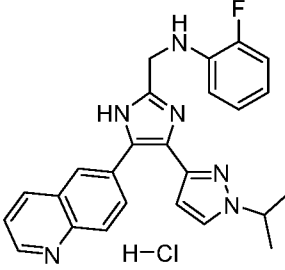
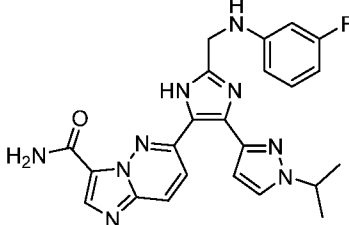
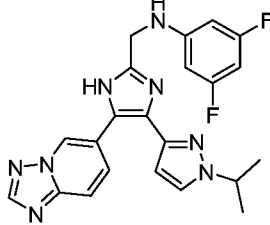
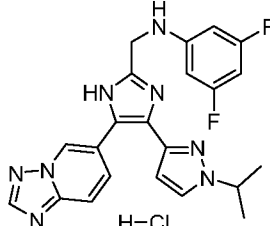
Compound No.	Structure and Name
13	 <p>2-(((5-([1,2,4]triazolo[1,5-a]pyridin-6-yl)-4-(1-methyl-1H-pyrazol-3-yl)-1H-imidazol-2-yl)methyl)amino)benzonitrile</p>
14	 <p>H-Cl</p> <p>2-(((5-([1,2,4]triazolo[1,5-a]pyridin-6-yl)-4-(1-methyl-1H-pyrazol-3-yl)-1H-imidazol-2-yl)methyl)amino)benzonitrile hydrochloride</p>
15	 <p>3-(((5-([1,2,4]triazolo[1,5-a]pyridin-6-yl)-4-(1-methyl-1H-pyrazol-3-yl)-1H-imidazol-2-yl)methyl)amino)benzonitrile</p>
16	 <p>H-Cl</p> <p>3-(((5-([1,2,4]triazolo[1,5-a]pyridin-6-yl)-4-(1-methyl-1H-pyrazol-3-yl)-1H-imidazol-2-yl)methyl)amino)benzonitrile hydrochloride</p>

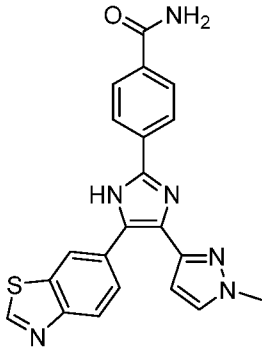
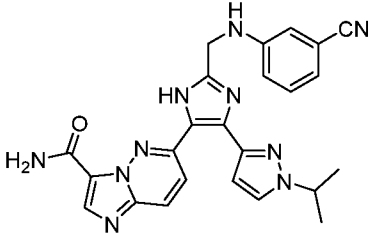
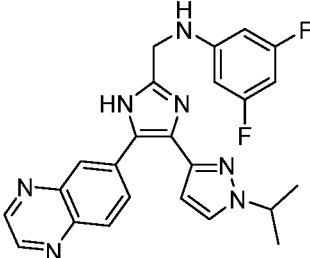
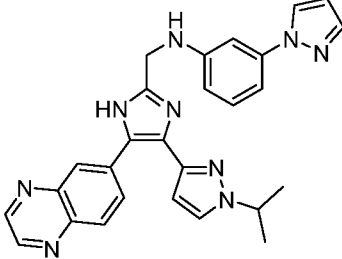
Compound No.	Structure and Name
17	 <p>4-(5-([1,2,4]triazolo[1,5-a]pyridin-6-yl)-4-(1-isopropyl-1H-pyrazol-3-yl)-1H-imidazol-2-yl)benzamide</p>
18	 <p>3-(((5-([1,2,4]triazolo[1,5-a]pyridin-6-yl)-4-(1-methyl-1H-pyrazol-3-yl)-1H-imidazol-2-yl)methyl)amino)benzamide</p>
19	 <p><i>N</i>-((5-([1,2,4]triazolo[1,5-a]pyridin-6-yl)-4-(1-isopropyl-1H-pyrazol-3-yl)-1H-imidazol-2-yl)methyl)-3-fluoroaniline</p>
20	 <p><i>N</i>-((5-([1,2,4]triazolo[1,5-a]pyridin-6-yl)-4-(1-isopropyl-1H-pyrazol-3-yl)-1H-imidazol-2-yl)methyl)-3-fluoroaniline hydrochloride</p>

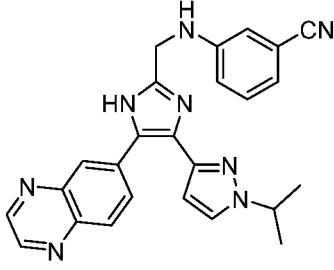
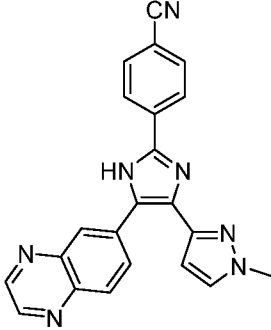
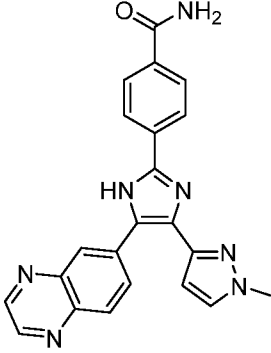
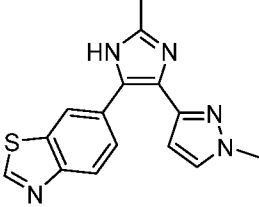
Compound No.	Structure and Name
21	 <p>3-fluoro-<i>N</i>-((4-(1-isopropyl-1<i>H</i>-pyrazol-3-yl)-5-(quinoxalin-6-yl)-1<i>H</i>-imidazol-2-yl)methyl)aniline</p>
22	 <p>H-Cl</p> <p>3-fluoro-<i>N</i>-((4-(1-isopropyl-1<i>H</i>-pyrazol-3-yl)-5-(quinoxalin-6-yl)-1<i>H</i>-imidazol-2-yl)methyl)aniline hydrochloride</p>
23	 <p>3-fluoro-<i>N</i>-((4-(1-methyl-1<i>H</i>-pyrazol-3-yl)-5-(quinolin-6-yl)-1<i>H</i>-imidazol-2-yl)methyl)aniline</p>
24	 <p>H-Cl</p> <p>3-fluoro-<i>N</i>-((4-(1-methyl-1<i>H</i>-pyrazol-3-yl)-5-(quinolin-6-yl)-1<i>H</i>-imidazol-2-yl)methyl)aniline hydrochloride</p>

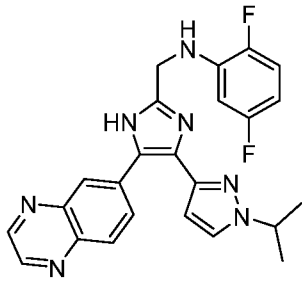
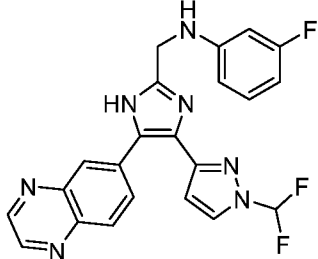
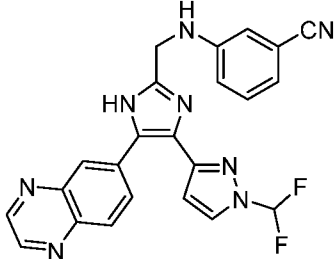
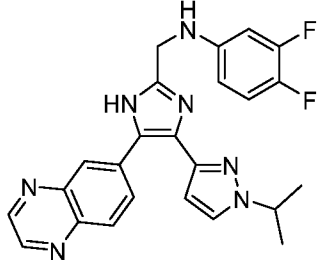
Compound No.	Structure and Name
25	 <p>3-fluoro-N-((4-(1-isopropyl-1H-pyrazol-3-yl)-5-(quinolin-6-yl)-1H-imidazol-2-yl)methyl)aniline</p>
26	 <p>3-fluoro-N-((4-(1-isopropyl-1H-pyrazol-3-yl)-5-(quinolin-6-yl)-1H-imidazol-2-yl)methyl)aniline hydrochloride</p>
27	 <p>6-(2-(((3-fluorophenyl)amino)methyl)-4-(1-isopropyl-1H-pyrazol-3-yl)-1H-imidazol-5-yl)imidazo[1,2-b]pyridazine-3-carbonitrile</p>
28	 <p>3-(((5-([1,2,4]triazolo[1,5-a]pyridin-6-yl)-4-(1-isopropyl-1H-pyrazol-3-yl)-1H-imidazol-2-yl)methyl)amino)benzonitrile</p>

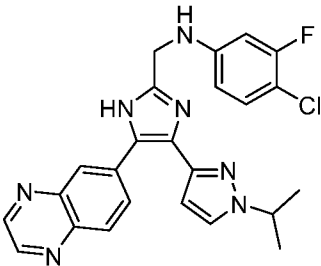
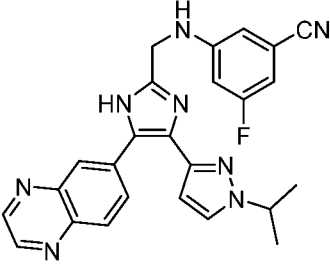
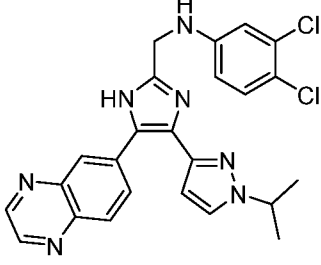
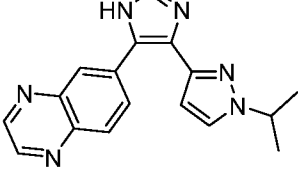
Compound No.	Structure and Name
29	 <p>3-(((5-([1,2,4]triazolo[1,5-a]pyridin-6-yl)-4-(1-isopropyl-1H-pyrazol-3-yl)-1H-imidazol-2-yl)methyl)amino)benzamide</p>
30	 <p>2-fluoro-N-((4-(1-methyl-1H-pyrazol-3-yl)-5-(quinolin-6-yl)-1H-imidazol-2-yl)methyl)aniline</p>
31	 <p>2-fluoro-N-((4-(1-methyl-1H-pyrazol-3-yl)-5-(quinolin-6-yl)-1H-imidazol-2-yl)methyl)aniline hydrochloride</p>
32	 <p>2-fluoro-N-((4-(1-isopropyl-1H-pyrazol-3-yl)-5-(quinolin-6-yl)-1H-imidazol-2-yl)methyl)aniline</p>

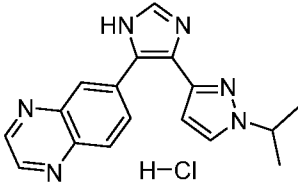
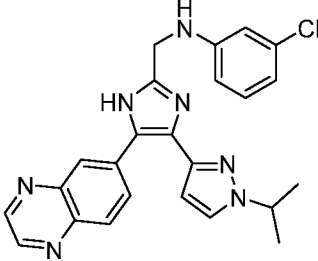
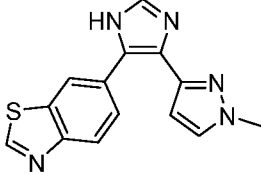
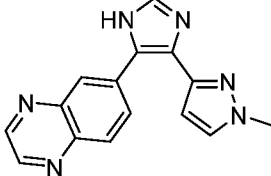
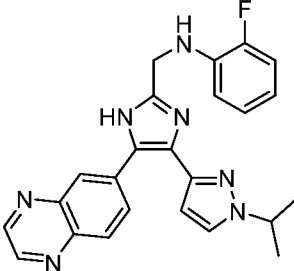
Compound No.	Structure and Name
33	 <p>2-fluoro-<i>N</i>-((4-(1-isopropyl-1<i>H</i>-pyrazol-3-yl)-5-(quinolin-6-yl)-1<i>H</i>-imidazol-2-yl)methyl)aniline hydrochloride</p>
34	 <p>6-(2-(((3-fluorophenyl)amino)methyl)-4-(1-isopropyl-1<i>H</i>-pyrazol-3-yl)-1<i>H</i>-imidazol-5-yl)imidazo[1,2-<i>b</i>]pyridazine-3-carboxamide</p>
35	 <p><i>N</i>-((5-([1,2,4]triazolo[1,5-<i>a</i>]pyridin-6-yl)-4-(1-isopropyl-1<i>H</i>-pyrazol-3-yl)-1<i>H</i>-imidazol-2-yl)methyl)-3,5-difluoroaniline</p>
36	 <p><i>N</i>-((5-([1,2,4]triazolo[1,5-<i>a</i>]pyridin-6-yl)-4-(1-isopropyl-1<i>H</i>-pyrazol-3-yl)-1<i>H</i>-imidazol-2-yl)methyl)-3,5-difluoroaniline hydrochloride</p>

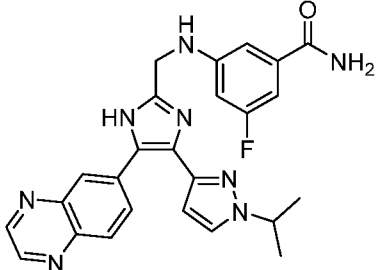
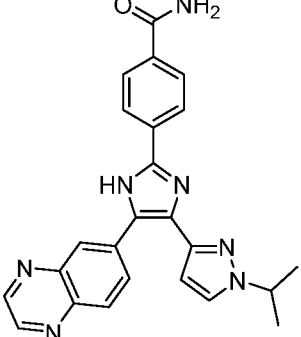
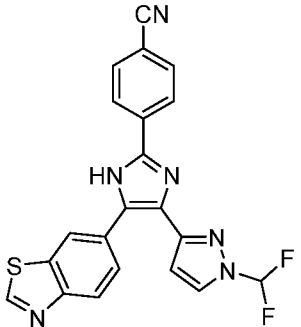
Compound No.	Structure and Name
37	 <p>4-(5-(benzo[d]thiazol-6-yl)-4-(1-methyl-1H-pyrazol-3-yl)-1H-imidazol-2-yl)benzamide</p>
38	 <p>6-(2-(((3-cyanophenyl)amino)methyl)-4-(1-isopropyl-1H-pyrazol-3-yl)-1H-imidazol-5-yl)imidazo[1,2-b]pyridazine-3-carboxamide</p>
39	 <p>3,5-difluoro-N-((4-(1-isopropyl-1H-pyrazol-3-yl)-5-(quinoxalin-6-yl)-1H-imidazol-2-yl)methyl)aniline</p>
40	 <p>N-((4-(1-isopropyl-1H-pyrazol-3-yl)-5-(quinoxalin-6-yl)-1H-imidazol-2-yl)methyl)-3-(1H-pyrazol-1-yl)aniline</p>

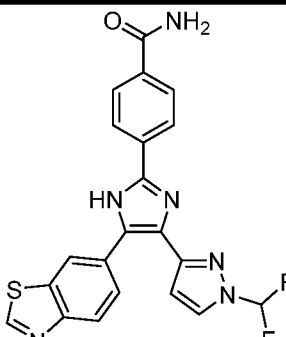
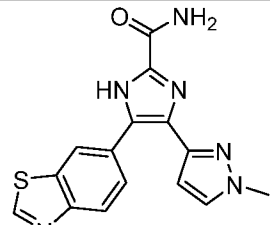
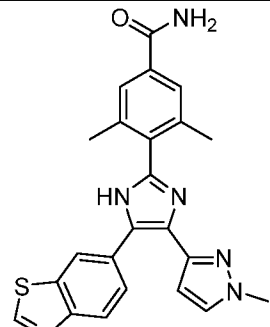
Compound No.	Structure and Name
41	 <p>3-(((4-(1-isopropyl-1H-pyrazol-3-yl)-5-(quinoxalin-6-yl)-1H-imidazol-2-yl)methyl)amino)benzonitrile</p>
42	 <p>4-(4-(1-methyl-1H-pyrazol-3-yl)-5-(quinoxalin-6-yl)-1H-imidazol-2-yl)benzonitrile</p>
43	 <p>4-(4-(1-methyl-1H-pyrazol-3-yl)-5-(quinoxalin-6-yl)-1H-imidazol-2-yl)benzamide</p>
44	 <p>6-(2-methyl-4-(1-methyl-1H-pyrazol-3-yl)-1H-imidazol-5-yl)benzo[d]thiazole</p>

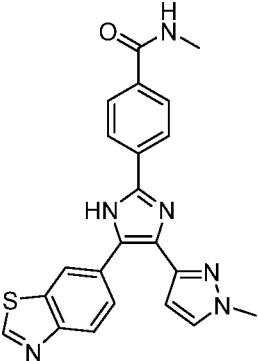
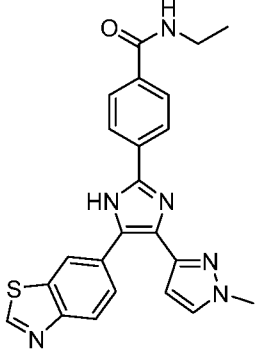
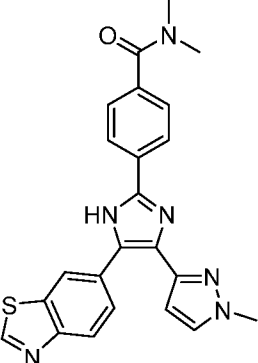
Compound No.	Structure and Name
45	 <p>2,5-difluoro-<i>N</i>-((4-(1-isopropyl-1<i>H</i>-pyrazol-3-yl)-5-(quinoxalin-6-yl)-1<i>H</i>-imidazol-2-yl)methyl)aniline</p>
46	 <p><i>N</i>-((4-(1-(difluoromethyl)-1<i>H</i>-pyrazol-3-yl)-5-(quinoxalin-6-yl)-1<i>H</i>-imidazol-2-yl)methyl)-3-fluoroaniline</p>
47	 <p>3-(((4-(1-(difluoromethyl)-1<i>H</i>-pyrazol-3-yl)-5-(quinoxalin-6-yl)-1<i>H</i>-imidazol-2-yl)methyl)amino)benzonitrile</p>
48	 <p>3,4-difluoro-<i>N</i>-((4-(1-isopropyl-1<i>H</i>-pyrazol-3-yl)-5-(quinoxalin-6-yl)-1<i>H</i>-imidazol-2-yl)methyl)aniline</p>

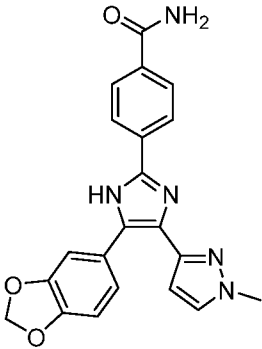
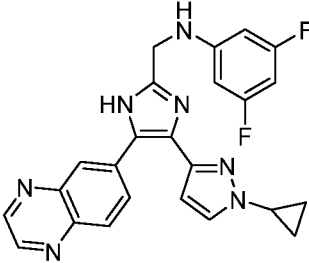
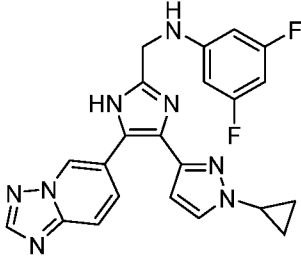
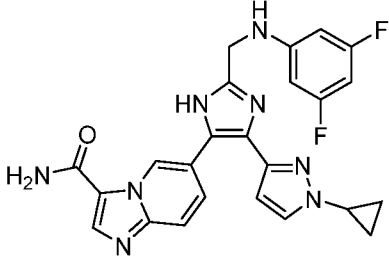
Compound No.	Structure and Name
49	 <p>4-chloro-3-fluoro-<i>N</i>-((4-(1-isopropyl-1<i>H</i>-pyrazol-3-yl)-5-(quinoxalin-6-yl)-1<i>H</i>-imidazol-2-yl)methyl)aniline</p>
50	 <p>3-fluoro-5-(((4-(1-isopropyl-1<i>H</i>-pyrazol-3-yl)-5-(quinoxalin-6-yl)-1<i>H</i>-imidazol-2-yl)methyl)amino)benzonitrile</p>
51	 <p>3,4-dichloro-<i>N</i>-((4-(1-isopropyl-1<i>H</i>-pyrazol-3-yl)-5-(quinoxalin-6-yl)-1<i>H</i>-imidazol-2-yl)methyl)aniline</p>
52	 <p>6-(4-(1-isopropyl-1<i>H</i>-pyrazol-3-yl)-1<i>H</i>-imidazol-5-yl)quinoxaline</p>

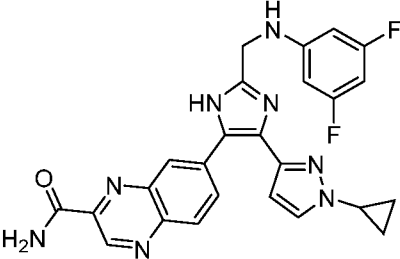
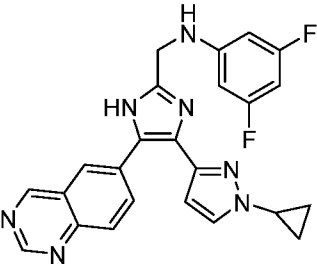
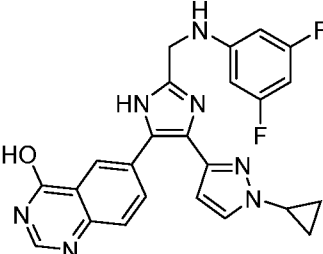
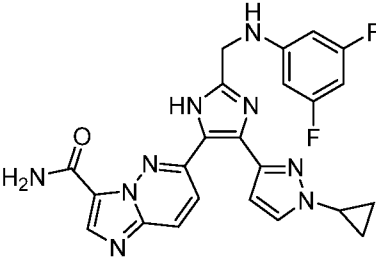
Compound No.	Structure and Name
53	 <p>6-(4-(1-isopropyl-1H-pyrazol-3-yl)-1H-imidazol-5-yl)quinoxaline hydrochloride</p>
54	 <p>3-chloro-N-((4-(1-isopropyl-1H-pyrazol-3-yl)-5-(quinoxalin-6-yl)-1H-imidazol-2-yl)methyl)aniline</p>
55	 <p>6-(4-(1-methyl-1H-pyrazol-3-yl)-1H-imidazol-5-yl)benzo[d]thiazole</p>
56	 <p>6-(4-(1-methyl-1H-pyrazol-3-yl)-1H-imidazol-5-yl)quinoxaline</p>
57	 <p>2-fluoro-N-((4-(1-isopropyl-1H-pyrazol-3-yl)-5-(quinoxalin-6-yl)-1H-imidazol-2-yl)methyl)aniline</p>

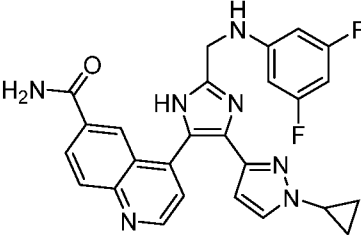
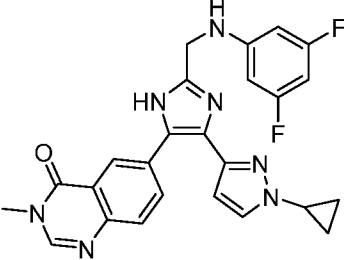
Compound No.	Structure and Name
58	 <p>3-fluoro-5-(((4-(1-isopropyl-1H-pyrazol-3-yl)-5-(quinoxalin-6-yl)-1H-imidazol-2-yl)methyl)amino)benzamide</p>
59	 <p>4-(4-(1-isopropyl-1H-pyrazol-3-yl)-5-(quinoxalin-6-yl)-1H-imidazol-2-yl)benzamide</p>
60	 <p>4-(5-(benzo[d]thiazol-6-yl)-4-(1-(difluoromethyl)-1H-pyrazol-3-yl)-1H-imidazol-2-yl)benzonitrile</p>

Compound No.	Structure and Name
61	 <p>4-(5-(benzo[d]thiazol-6-yl)-4-(1-(difluoromethyl)-1<i>H</i>-pyrazol-3-yl)-1<i>H</i>-imidazol-2-yl)benzamide</p>
62	 <p>5-(benzo[d]thiazol-6-yl)-4-(1-methyl-1<i>H</i>-pyrazol-3-yl)-1<i>H</i>-imidazole-2-carboxamide</p>
63	 <p>4-(5-(benzo[d]thiazol-6-yl)-4-(1-methyl-1<i>H</i>-pyrazol-3-yl)-1<i>H</i>-imidazol-2-yl)-3,5-dimethylbenzamide</p>

Compound No.	Structure and Name
64	 <p>4-(5-(benzo[d]thiazol-6-yl)-4-(1-methyl-1H-pyrazol-3-yl)-1H-imidazol-2-yl)-N-methylbenzamide</p>
65	 <p>4-(5-(benzo[d]thiazol-6-yl)-4-(1-methyl-1H-pyrazol-3-yl)-1H-imidazol-2-yl)-N-ethylbenzamide</p>
66	 <p>4-(5-(benzo[d]thiazol-6-yl)-4-(1-methyl-1H-pyrazol-3-yl)-1H-imidazol-2-yl)-N,N-dimethylbenzamide</p>

Compound No.	Structure and Name
67	 <p>4-(5-(benzo[d][1,3]dioxol-5-yl)-4-(1-methyl-1H-pyrazol-3-yl)-1H-imidazol-2-yl)benzamide</p>
68	 <p>N-((4-(1-cyclopropyl-1H-pyrazol-3-yl)-5-(quinoxalin-6-yl)-1H-imidazol-2-yl)methyl)-3,5-difluoroaniline</p>
69	 <p>N-((5-([1,2,4]triazolo[1,5-a]pyridin-6-yl)-4-(1-cyclopropyl-1H-pyrazol-3-yl)-1H-imidazol-2-yl)methyl)-3,5-difluoroaniline</p>
70	 <p>6-(4-(1-cyclopropyl-1H-pyrazol-3-yl)-2-(((3,5-difluorophenyl)amino)methyl)-1H-imidazol-5-yl)imidazo[1,2-a]pyridine-3-carboxamide</p>

Compound No.	Structure and Name
71	 <p>7-(4-(1-cyclopropyl-1H-pyrazol-3-yl)-2-(((3,5-difluorophenyl)amino)methyl)-1H-imidazol-5-yl)quinoxaline-2-carboxamide</p>
72	 <p><i>N</i>-((4-(1-cyclopropyl-1H-pyrazol-3-yl)-5-(quinazolin-6-yl)-1H-imidazol-2-yl)methyl)-3,5-difluoroaniline</p>
73	 <p>6-(4-(1-cyclopropyl-1H-pyrazol-3-yl)-2-(((3,5-difluorophenyl)amino)methyl)-1H-imidazol-5-yl)quinazolin-4-ol</p>
74	 <p>6-(4-(1-cyclopropyl-1H-pyrazol-3-yl)-2-(((3,5-difluorophenyl)amino)methyl)-1H-imidazol-5-yl)imidazo[1,2-<i>b</i>]pyridazine-3-carboxamide</p>

Compound No.	Structure and Name
75	 <p data-bbox="475 683 1324 739">4-(4-(1-cyclopropyl-1H-pyrazol-3-yl)-2-(((3,5-difluorophenyl)amino)methyl)-1H-imidazol-5-yl)quinoline-6-carboxamide</p>
76	 <p data-bbox="491 1041 1308 1097">6-(4-(1-cyclopropyl-1H-pyrazol-3-yl)-2-(((3,5-difluorophenyl)amino)methyl)-1H-imidazol-5-yl)-3-methylquinazolin-4(3H)-one</p>

and pharmaceutically acceptable salts, hydrates and solvates thereof.

17. A method for treating a disease in mammals comprising administering a therapeutically effective amount of a compound of claim 1 to a mammal in need of treatment.

18. The method of claim 17, wherein the disease is selected from the group consisting of atherosclerosis, Marfan syndrome, Loeys-Dietz syndrome, obesity, diabetes, Multiple Sclerosis, keratoconus, idiopathic pulmonary fibrosis, Alzheimer's Disease, chronic kidney disease, chronic obstructive pulmonary disease (COPD), asthma, congestive heart failure, ischemic heart attack, and scleroderma.

19. The method of claim 17, wherein the disease is selected from the group consisting of lung cancer, gastric cancer, myelodysplastic syndrome (MDS), melanoma, colon cancer, renal cancer, glioblastoma (GBM), pancreatic cancer, myelofibrosis, multiple myeloma, esophageal cancer, head and neck squamous carcinoma, ovarian carcinoma, endometrial cancer, cholangiocarcinoma, sarcoma, medulloblastoma, NSCLC, breast cancer, and hepatocellular

carcinoma (HCC).

INTERNATIONAL SEARCH REPORT

International application No.

PCT/US 18/24133

A. CLASSIFICATION OF SUBJECT MATTER

IPC(8) - A61K 31/4178; A61K 31/415; C07D 233/54 (2018.01)

CPC - A61K 31/4178; C07D 231/10; C07D 233/54; C07D 233/64

According to International Patent Classification (IPC) or to both national classification and IPC

B. FIELDS SEARCHED

Minimum documentation searched (classification system followed by classification symbols)

See Search History Document

Documentation searched other than minimum documentation to the extent that such documents are included in the fields searched

See Search History Document

Electronic data base consulted during the international search (name of data base and, where practicable, search terms used)

See Search History Document

C. DOCUMENTS CONSIDERED TO BE RELEVANT

Category*	Citation of document, with indication, where appropriate, of the relevant passages	Relevant to claim No.
A	Jin et al. 'Discovery of N-((4-([1,2,]triazolo[1,5- pyridine-6-yl)-5-(6-methylpyridin-2-yl)-1H-imidazol-2 -yl)methyl)-2-fluoroaniline (EW-7197): A highly potent, Selective, and Orally Bioavailable Inhibitor of TGF-beta Type I Receptor Kinase as Cancer Immunotherapeutic /Antifibrotic Agent', J. Med. Chem., 2014, Vol. 57, pp. 4213-4238. pg. 4213, Col 2, para 2; pg. 4214, Figure 1; pg. 4215, Scheme 2; pg 4224, Col 1, para 3	1-19
A	GAIKWAD et al. 'The Use of Bioisosterism in Drug Design and Molecular Modification', Am. J. PharmTech Res., 2012, Vol. 2(4), pp. 1-23. pg 11, last paragraph to pg 12, first paragraph	1-19
A	US 2016/0096823 A1 (Eli Lilly and Company) 07 April 2016 (07.04.2016) para [0001]; [0069];[0077];pg 11, Table 7; pg 14, Table 8; pg 17, Table 9	1-19
A	GUO et al. 'Synthesis and biological evaluation of 1,2,4-trisubstituted imidazoles as inhibitors of transforming growth factor-b type I receptor (ALK5)', Bioorganic & Medicinal Chemistry Letters, 2013, Vol. 23, pp. 5850-5854. abstract; pg. 5851, Figure 1; pg. 5852, Col 1, para 4	1-19
A	US 2016/0257690 A1 (RIGEL PHARMACEUTICALS, INC.) 08 September 2016 (08.09.2016) pg. 39, Table A	1-19

☐ Further documents are listed in the continuation of Box C.☐ See patent family annex.

* Special categories of cited documents:

"A" document defining the general state of the art which is not considered to be of particular relevance

"E" earlier application or patent but published on or after the international filing date

"L" document which may throw doubts on priority claim(s) or which is cited to establish the publication date of another citation or other special reason (as specified)

"O" document referring to an oral disclosure, use, exhibition or other means

"P" document published prior to the international filing date but later than the priority date claimed

"T" later document published after the international filing date or priority date and not in conflict with the application but cited to understand the principle or theory underlying the invention

"X" document of particular relevance; the claimed invention cannot be considered novel or cannot be considered to involve an inventive step when the document is taken alone

"Y" document of particular relevance; the claimed invention cannot be considered to involve an inventive step when the document is combined with one or more other such documents, such combination being obvious to a person skilled in the art

"&" document member of the same patent family

Date of the actual completion of the international search

18 MAY 2018

Date of mailing of the international search report

15 JUN 2018

Name and mailing address of the ISA/US

Mail Stop PCT, Attn: ISA/US, Commissioner for Patents

P.O. Box 1450, Alexandria, Virginia 22313-1450

Facsimile No. 571-273-8300

Authorized officer:

Lee W. Young

PCT Helpdesk: 571-272-4300

PCT OSP: 571-272-7774