



USOOD387083S

United States Patent [19] Stables

[11] Patent Number: **Des. 387,083**
[45] Date of Patent: ****Dec. 2, 1997**

[54] **SUNGLASSES**

[76] Inventor: **Paul J. Stables**, 15 Banyo Close,
Horsfield Bay, NSW 2256, Australia

[**] Term: **14 Years**

[21] Appl. No.: **46,208**

[22] Filed: **Nov. 9, 1995**

[30] **Foreign Application Priority Data**

May 26, 1995 [AU] Australia 1635/95

[51] LOC (6) CL **16-06**

[52] U.S. Cl. **D16/321; D16/325**

[58] **Field of Search** D16/300, 302,
D16/304, 306-307, 309-318, 321, 323-330,
335-337, 339, 340, 900; D29/109, 110;
2/428, 430, 432, 436, 444, 448, 449; 351/44,
51-52, 57-61, 123, 156-158, 121-122,
153

[56] **References Cited**

U.S. PATENT DOCUMENTS

D. 112,976 1/1939 Brunetti D16/325
D. 201,920 8/1965 McCulloch D16/325

D. 293,328 12/1987 Murphy et al. D16/313
D. 335,133 4/1993 Langley D16/325
4,976,530 12/1990 Mackay et al. 351/44
5,218,385 6/1993 Lii 351/158
5,463,428 10/1995 Lipton et al. 351/158

OTHER PUBLICATIONS

Washington Post, Parade Magazine May 10, 1992 glasses in
middle of page.

Primary Examiner—Raphael Barkai

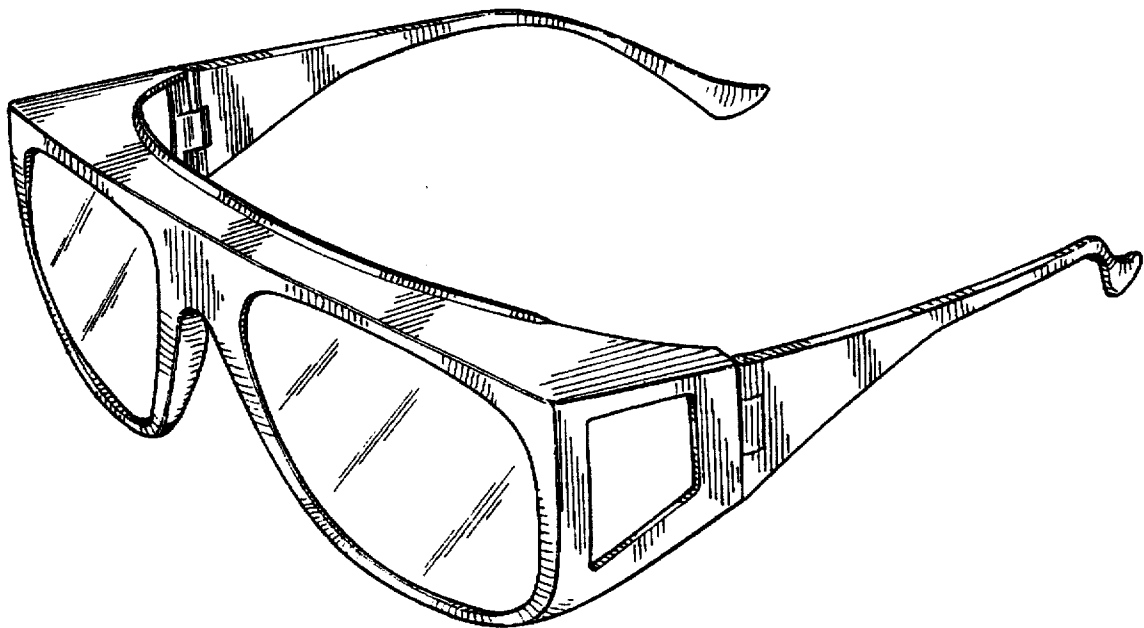
[57] **CLAIM**

The ornamental design for sunglasses, as shown and
described.

DESCRIPTION

FIG. 1 is a front view of sunglasses showing this new design;
FIG. 2 is a perspective front view;
FIG. 3 is a plan view;
FIG. 4 is a bottom plan view;
FIG. 5 is a right side view, the side opposing being a mirror
image;
FIG. 6 is a rear view; and,
FIG. 7 is a perspective rear view.

1 Claim, 4 Drawing Sheets



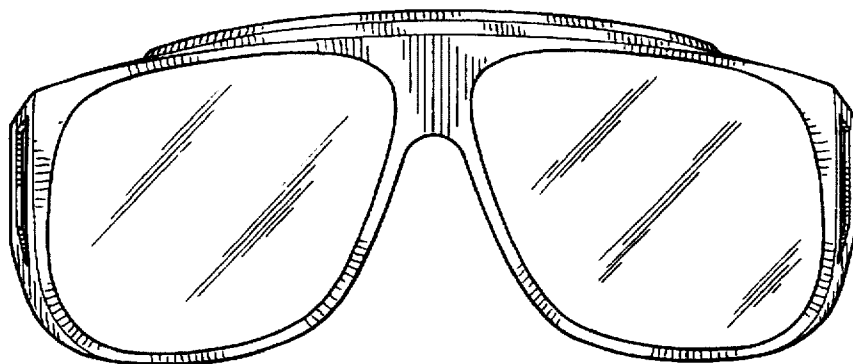


FIG. 1

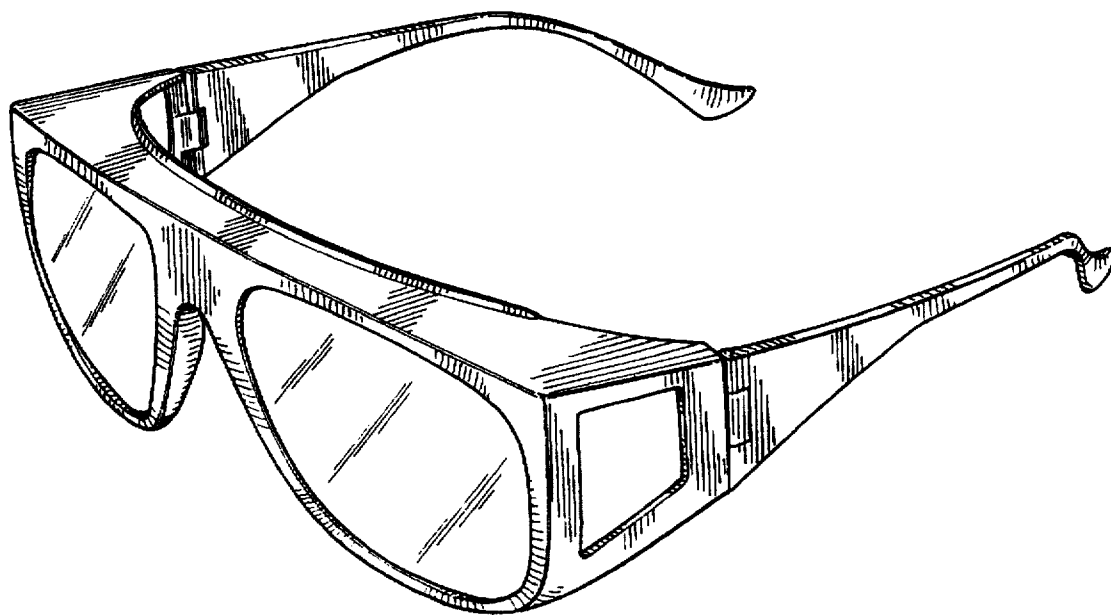


FIG. 2

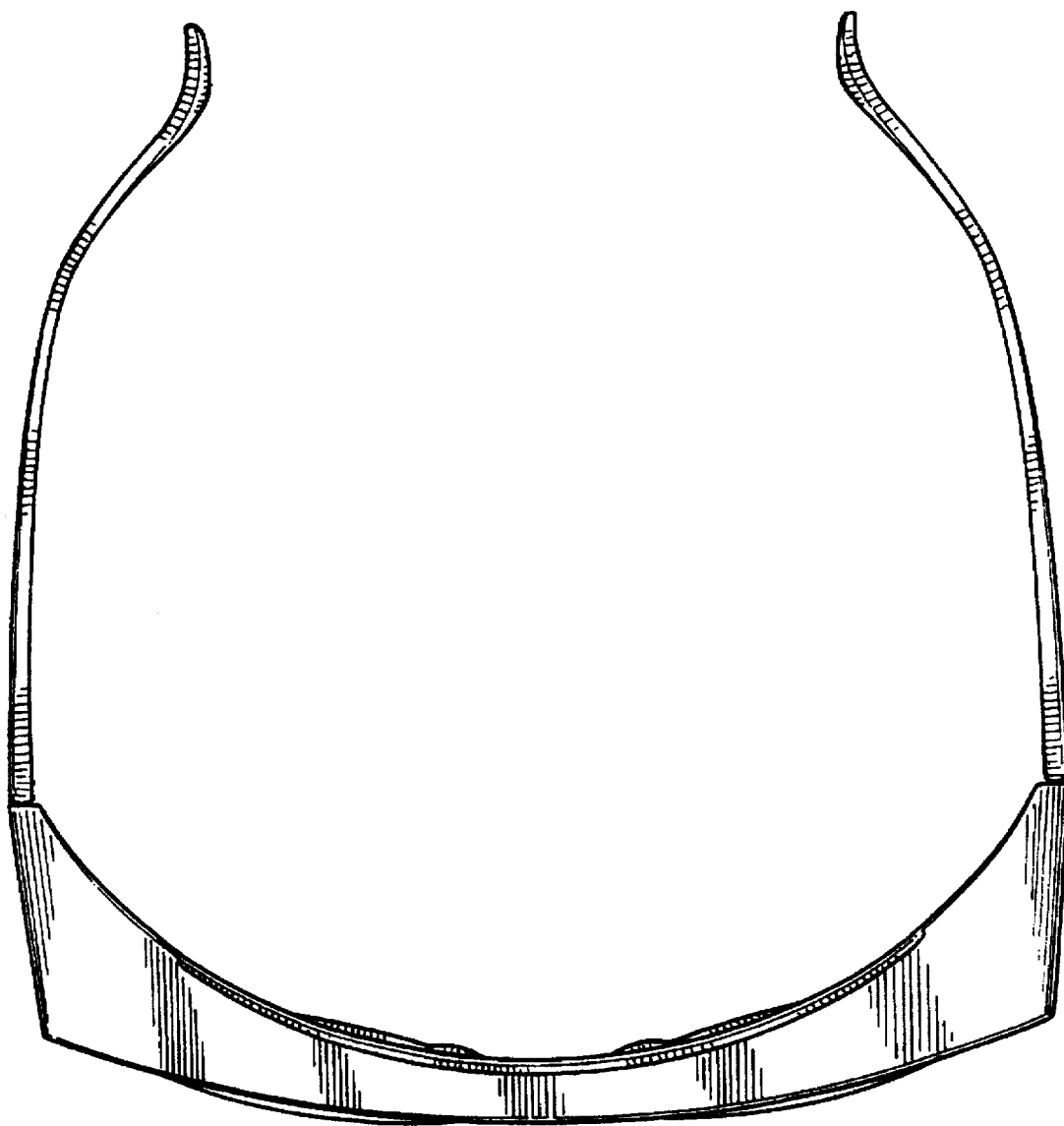


FIG. 3

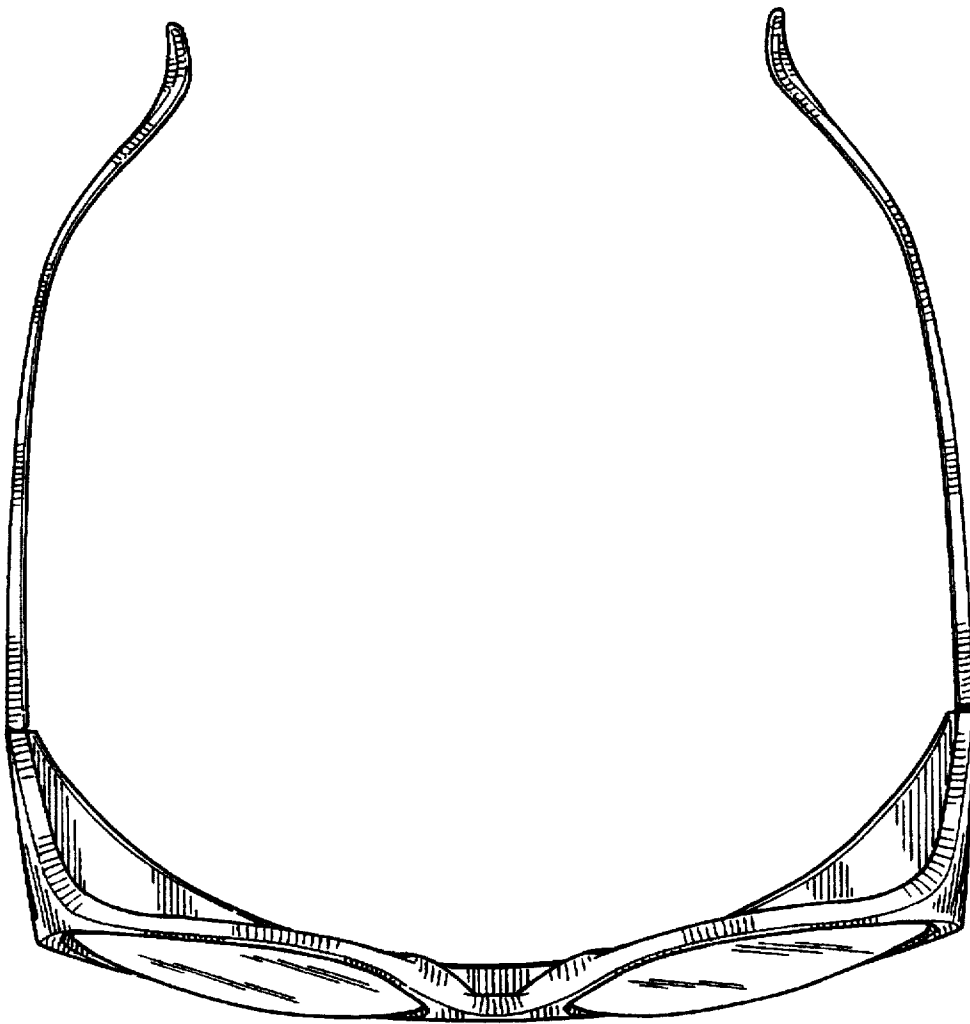


FIG. 4

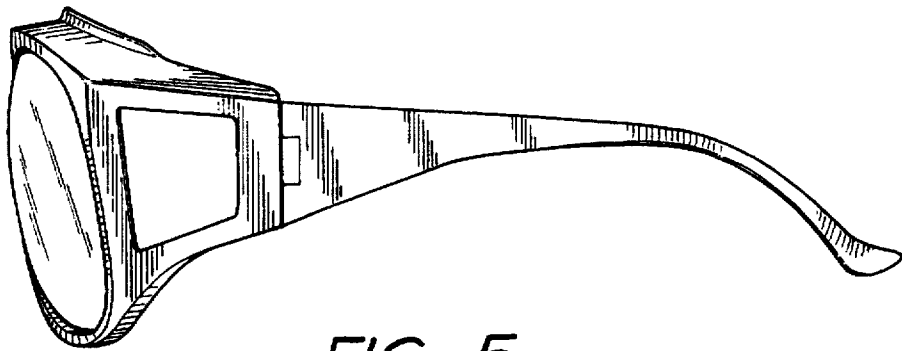


FIG. 5

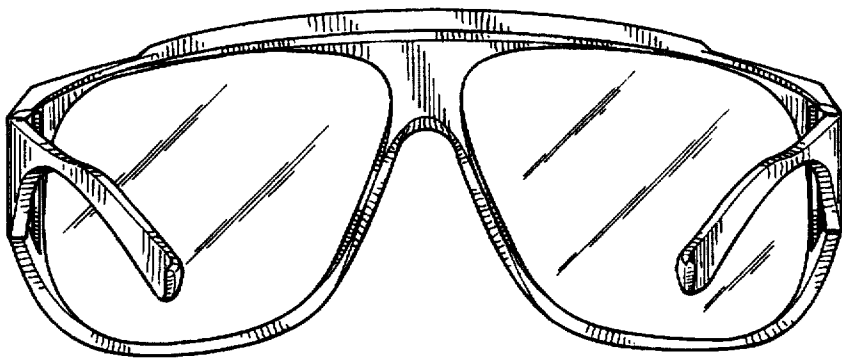


FIG. 6

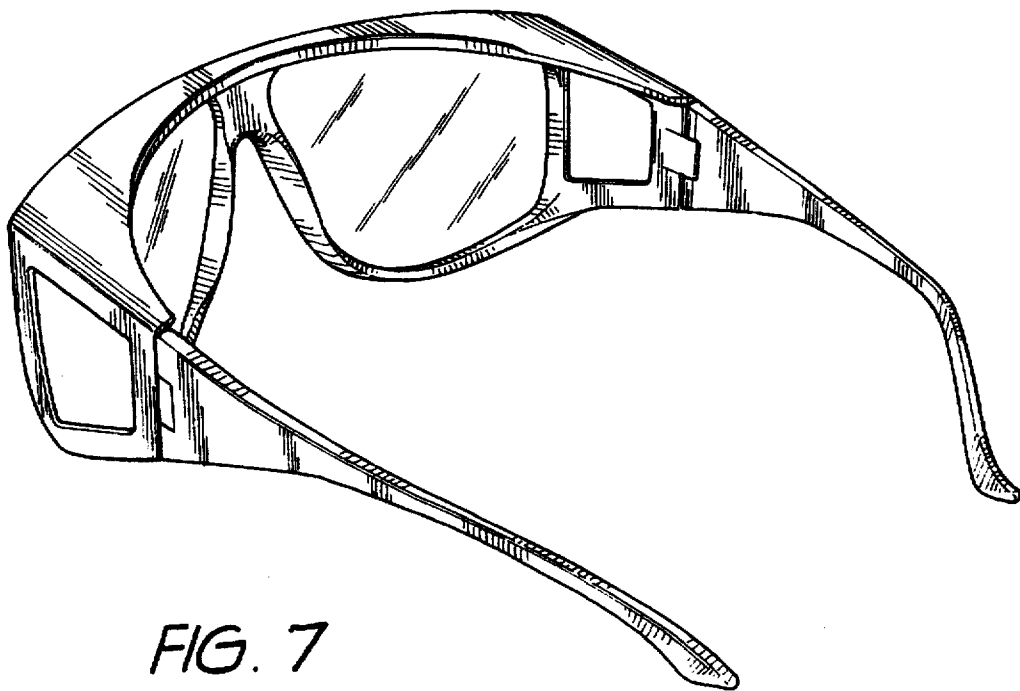


FIG. 7