



US00D752153S

(12) **United States Design Patent**
To et al.

(10) **Patent No.:** **US D752,153 S**
(45) **Date of Patent:** **** Mar. 22, 2016**

- (54) **POKER GAME PLAYING SURFACE AND ENVIRONMENT**
- (71) Applicant: **Technee Ltd.**, Calgary (CA)
- (72) Inventors: **Ritchie To**, Calgary (CA); **Dennis Tu**, Calgary (CA); **Pechsovann Austin Chheng**, Calgary (CA)
- (73) Assignee: **TECHNEEK LTD.**, Calgary, Alberta (CA)
- (**) Term: **14 Years**
- (21) Appl. No.: **29/502,327**
- (22) Filed: **Sep. 15, 2014**
- (51) **LOC (10) Cl.** **21-03**
- (52) **U.S. Cl.**
USPC **D21/369; D21/397**
- (58) **Field of Classification Search**
USPC D21/354, 369-375, 397; 273/142 E, 273/142 R, 143 R, 146, 268, 274; 463/17; 434/128-129
CPC A63F 5/00; A63F 5/02; A63F 3/00157; A63F 9/04
See application file for complete search history.

6,955,599 B2	10/2005	Bourbour	
6,986,514 B2 *	1/2006	Snow A63F 3/00157 273/274
7,029,011 B2	4/2006	Strong	
D548,799 S *	8/2007	Looney D21/369
D579,056 S *	10/2008	Murphy D21/369
8,317,198 B2	11/2012	Noyes	
D691,667 S *	10/2013	Lambert D21/354
2004/0217548 A1 *	11/2004	Snow A63F 3/00157 273/292
2011/0309579 A1	12/2011	Sholes	
2012/0214567 A1	8/2012	Snow	

* cited by examiner

Primary Examiner — Sandra Morris

(74) *Attorney, Agent, or Firm* — Dentons US LLP

(57) **CLAIM**
The ornamental design for a poker game playing surface and environment, as shown and described.

DESCRIPTION

This application is related to a U.S. utility application Ser. No. 14/486,390 entitled "Method and System for a Card Game Variant of a Community Style Poker Game," filed concurrently herewith, which is incorporated herein by reference in its entirety.

FIG. 1 is a front view of a poker game playing surface and environment illustrating the new design;

FIG. 2 is an enlarged front view of reference number 2, as shown in FIG. 1;

FIG. 3 is a front view of a first embodiment of the poker game playing surface and environment shown in FIG. 1; and,

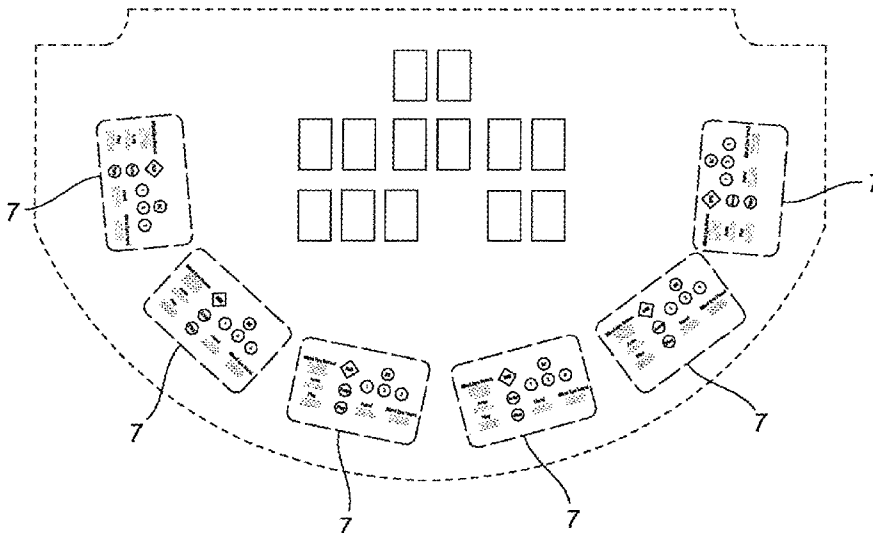
FIG. 4 is an enlarged front view of reference number 4, as shown in FIG. 3.

The broken lines shown in the drawings represent portions that form no part of the claimed design. The large broken lines shown in the drawings represent portions that are enlarged in subsequent figures.

1 Claim, 4 Drawing Sheets

(56) **References Cited**
U.S. PATENT DOCUMENTS

5,382,025 A *	1/1995	Sklansky A63F 3/00157 273/292
5,718,430 A *	2/1998	Aramapakul A63F 3/00157 273/274
5,863,041 A *	1/1999	Boylan A63F 3/00157 273/292
6,561,897 B1 *	5/2003	Bourbour A63F 3/00157 273/149 R
6,811,153 B1 *	11/2004	Ko A63F 3/00157 273/274



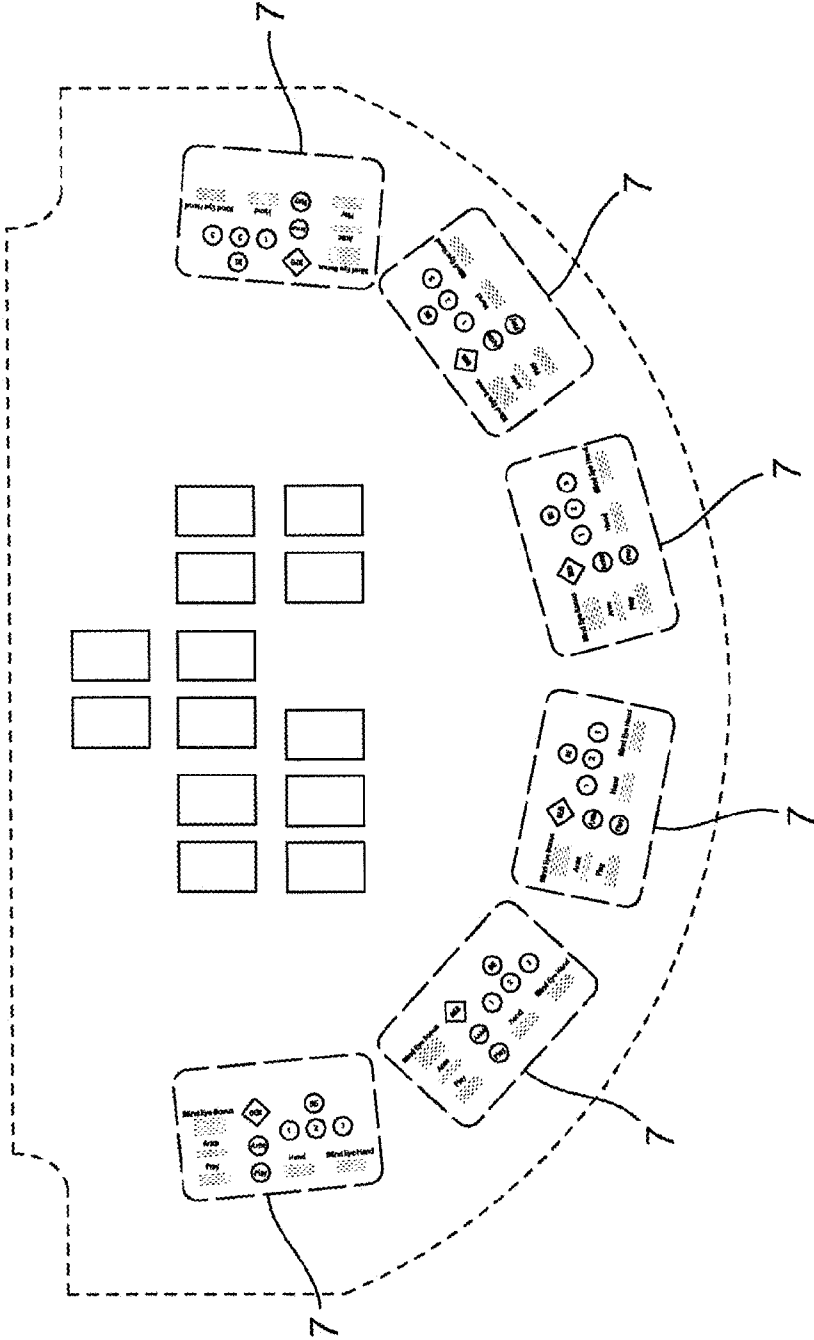


FIG. 1

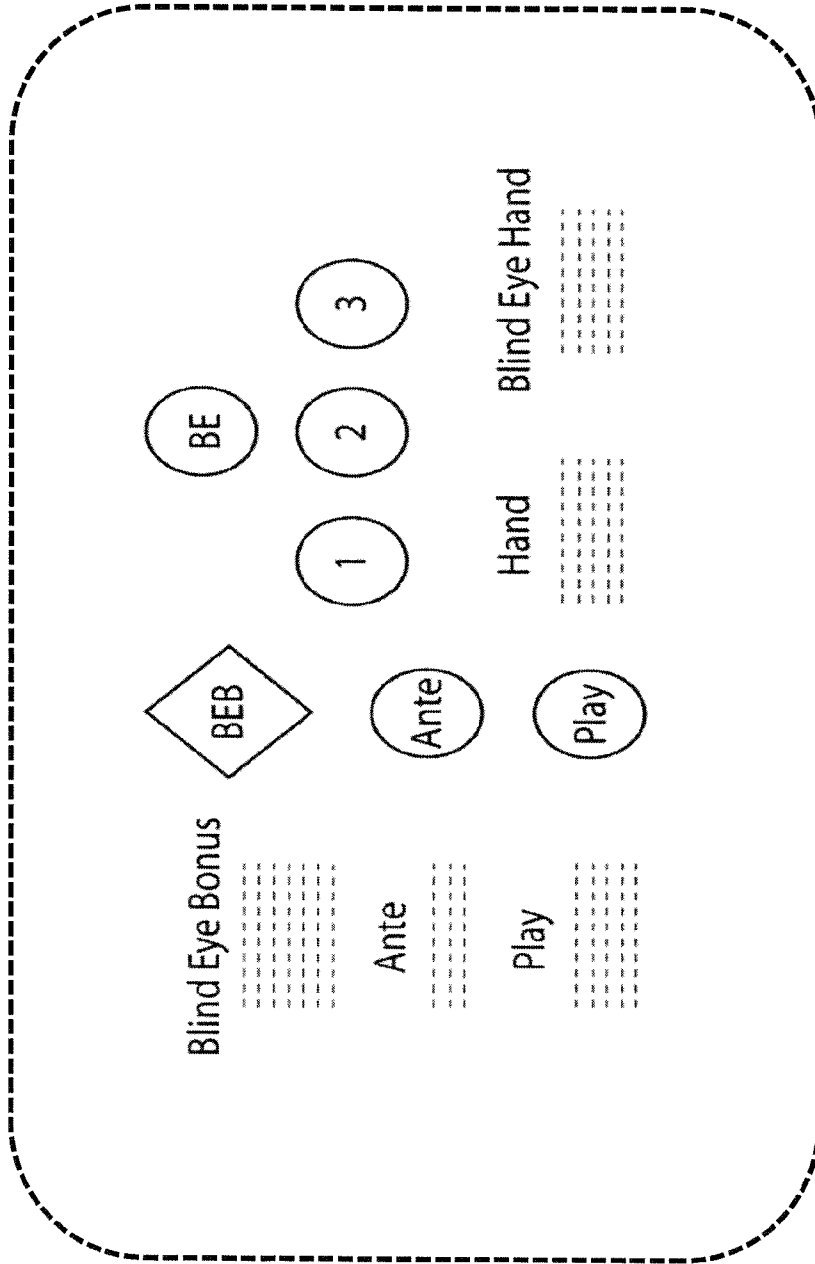


FIG. 2

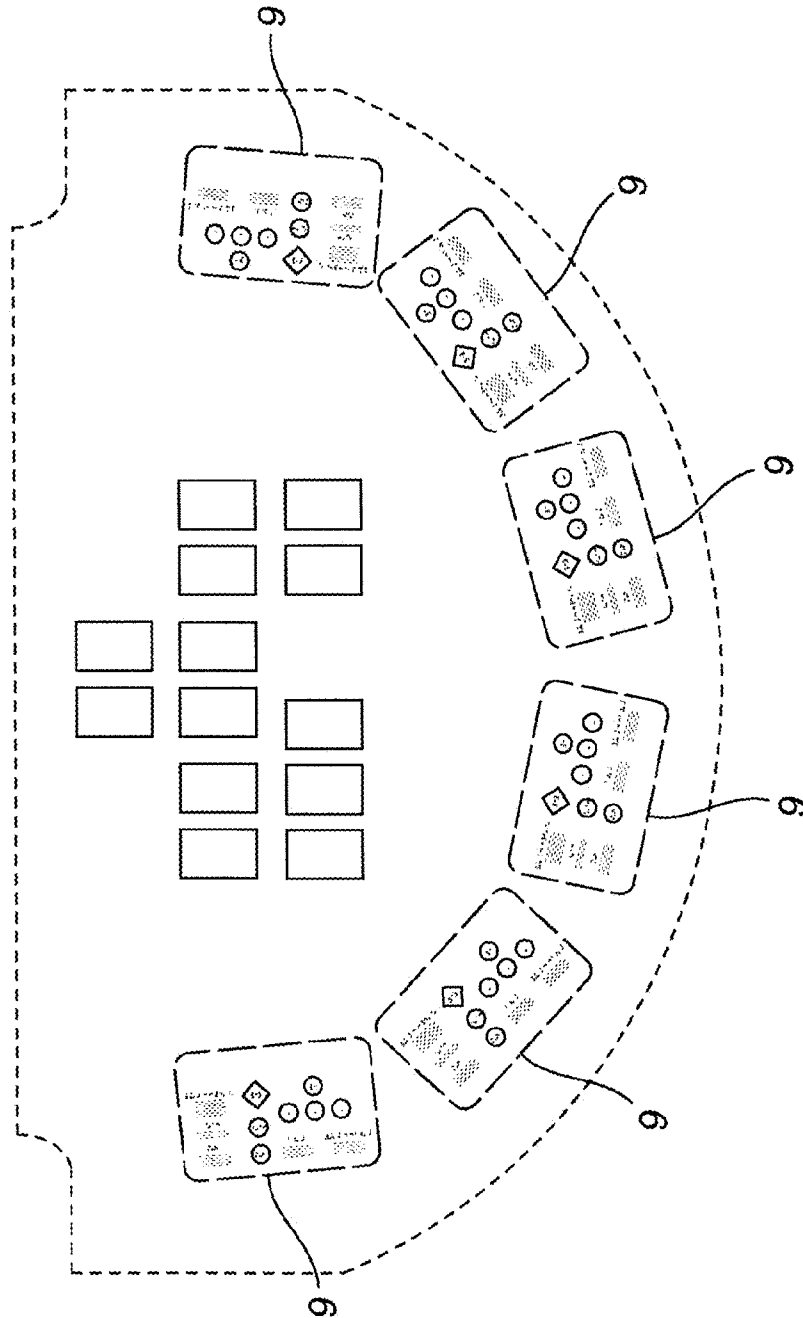


FIG. 3

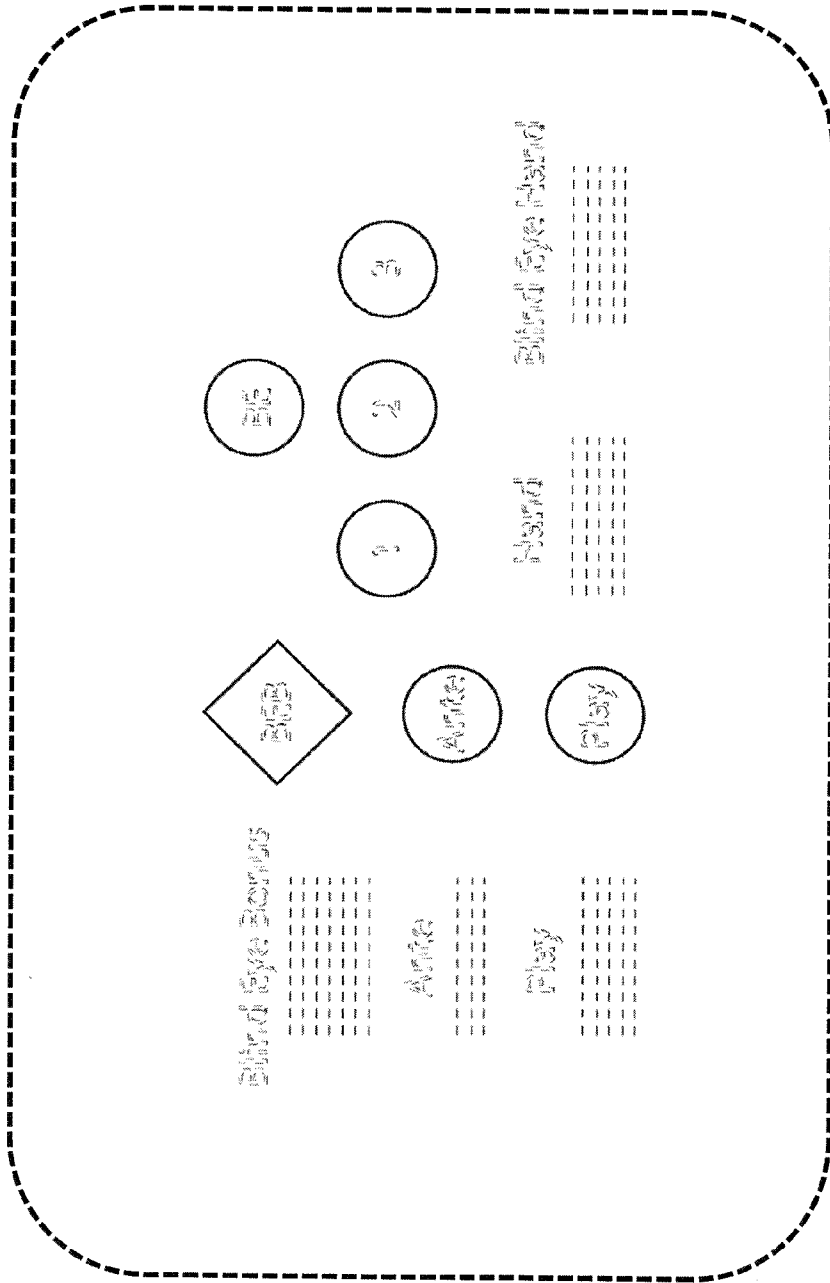


FIG. 4