



(51) International Patent Classification:

C08F 293/00 (2006.01)

(21) International Application Number:

PCT/US2013/042658

(22) International Filing Date:

24 May 2013 (24.05.2013)

(25) Filing Language:

English

(26) Publication Language:

English

(30) Priority Data:

61/651,767	25 May 2012 (25.05.2012)	US
61/771,961	4 March 2013 (04.03.2013)	US
61/771,959	4 March 2013 (04.03.2013)	US
13/840,919	15 March 2013 (15.03.2013)	US
13/899,694	22 May 2013 (22.05.2013)	US
13/899,676	22 May 2013 (22.05.2013)	US

(71) Applicant: JOHNSON & JOHNSON VISION CARE, INC. [US/US]; 7500 Centurion Parkway, Jacksonville, FL 32256 (US).

(72) Inventors: SCALES, Charles, W.; 1011 Eagle Point Drive, St. Augustine, FL 32092 (US). MCCABE, Kevin, P.; 2843 Sheephead Court, St. Augustine, FL 32092 (US). HEALY, Brent, Matthew; 1300 Shetter Ave., #8301, Jacksonville Beach, FL 32250 (US).

(74) Agents: JOHNSON, Philip, S. et al.; Johnson & Johnson, One Johnson & Johnson Plaza, New Brunswick, NJ 08933 (US).

(81) Designated States (unless otherwise indicated, for every kind of national protection available): AE, AG, AL, AM, AO, AT, AU, AZ, BA, BB, BG, BH, BN, BR, BW, BY, BZ, CA, CH, CL, CN, CO, CR, CU, CZ, DE, DK, DM, DO, DZ, EC, EE, EG, ES, FI, GB, GD, GE, GH, GM, GT, HN, HR, HU, ID, IL, IN, IS, JP, KE, KG, KM, KN, KP, KR, KZ, LA, LC, LK, LR, LS, LT, LU, LY, MA, MD, ME, MG, MK, MN, MW, MX, MY, MZ, NA, NG, NI, NO, NZ, OM, PA, PE, PG, PH, PL, PT, QA, RO, RS, RU, RW, SC, SD, SE, SG, SK, SL, SM, ST, SV, SY, TH, TJ, TM, TN, TR, TT, TZ, UA, UG, US, UZ, VC, VN, ZA, ZM, ZW.

(84) Designated States (unless otherwise indicated, for every kind of regional protection available): ARIPO (BW, GH, GM, KE, LR, LS, MW, MZ, NA, RW, SD, SL, SZ, TZ, UG, ZM, ZW), Eurasian (AM, AZ, BY, KG, KZ, RU, TJ, TM), European (AL, AT, BE, BG, CH, CY, CZ, DE, DK, EE, ES, FI, FR, GB, GR, HR, HU, IE, IS, IT, LT, LU, LV, MC, MK, MT, NL, NO, PL, PT, RO, RS, SE, SI, SK, SM, TR), OAPI (BF, BJ, CF, CG, CI, CM, GA, GN, GQ, GW, ML, MR, NE, SN, TD, TG).

Declarations under Rule 4.17:

— as to the identity of the inventor (Rule 4.17(i))

[Continued on next page]

(54) Title: POLYMERS AND NANOGEL MATERIALS AND METHODS FOR MAKING AND USING THE SAME

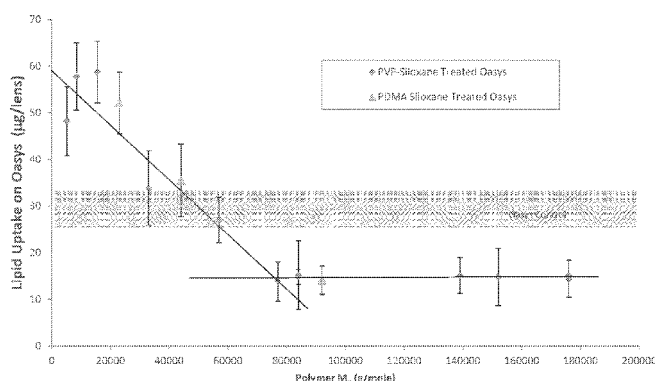


Figure 1
PRIOR ART

(57) Abstract: Provided are compositions comprising a block copolymer of the following formula: [A]- B-[Q], wherein [A] is a polymer that has an affinity for a substrate; B is a linking group comprising an optionally-substituted, polyvalent linking group having a molecular weight of no more than 1000 g/mole; and [Q] comprises a semi-crosslinked, ungelled polymer derived from copolymerization of an ethylenically unsaturated monomer with a poly-functional ethylenically unsaturated monomer. Such block copolymers are cross-linked via the [Q] segment, but not macroscopically gelled. The [Q] segment is hydrophilic and has a degree of polymerization in the range of about 10 to about 10,000. The [A] segment is located on at least one terminal end of said block copolymer, comprises between about 1 and about 200 repeating units. The block copolymer is associated, via the linear substrate associative segment with a surface comprising at least one hydrophobic site, such as a silicone hydrogel. The polymers may be incorporated into a formulation from which the silicone hydrogel is made or may be contacted with the silicone hydrogel post-formation.



-
- *as to applicant's entitlement to apply for and be granted a patent (Rule 4.17(ii))*
- *as to the applicant's entitlement to claim the priority of the earlier application (Rule 4.17(iii))*
- Published:**
- *without international search report and to be republished upon receipt of that report (Rule 48.2(g))*

POLYMERS AND NANOGELE MATERIALS AND METHODS FOR MAKING AND USING THE SAME

RELATED APPLICATIONS

This application claims priority to U.S. Provisional Patent Application No. 61/651767, filed on May 25, 2012, entitled "POLYMERS AND NANOGELE MATERIALS AND METHODS FOR MAKING AND USING THE SAME"; U.S. Patent Application No. 13/840919, filed on March 15, 2013, entitled "POLYMERS AND NANOGELE MATERIALS AND METHODS FOR MAKING AND USING THE SAME"; U.S. Provisional Patent Application No. 61/771961, filed on March 4, 2013, entitled "POLYMERS AND NANOGELE MATERIALS AND METHODS FOR MAKING AND USING THE SAME"; 13/899694, filed on May 22, 2013, entitled "POLYMERS AND NANOGELE MATERIALS AND METHODS FOR MAKING AND USING THE SAME"; U.S. Provisional Patent Application No. 61/771959 filed March 4, 2013, entitled "CONTACT LENSES COMPRISING WATER SOLUBLE *N*-(2 HYDROXYALKYL) (METH)ACRYLAMIDE POLYMERS OR COPOLYMERS"; and U.S. Patent Application No. 13/899676 filed May 22, 2013, entitled "CONTACT LENSES COMPRISING WATER SOLUBLE *N*-(2 HYDROXYALKYL) (METH)ACRYLAMIDE POLYMERS OR COPOLYMERS"; the contents of which are incorporated by reference.

TECHNICAL FIELD

[0001] The present invention relates to block copolymers that are cross-linked but not macroscopically gelled having at least one terminal segment which can associate with a polymeric substrate. Such block copolymers can be amphiphilic or hydrophilic. Nanogel materials are also provided. These block copolymers and nanogel materials may be incorporated into a variety of substrates, including medical devices, to improve the wettability and lubricity and inhibit protein and/or lipid uptake thereof.

BACKGROUND

[0002] Contact lenses have been used commercially to improve vision since the 1950s. The first contact lenses were made of hard materials. Although these lenses are currently used, they are not widely used due to their poor initial comfort and their relatively low permeability to oxygen. Later developments in the field gave rise to soft contact lenses, based upon hydrogels.

Many users find soft lenses are more comfortable, and increased comfort levels allow soft contact lens users to wear their lenses for longer hours than users of hard contact lenses.

[0003] Another class of available contact lenses is silicone hydrogel contact lenses. Silicone-containing components are combined with conventional hydrogel components to form silicone hydrogels which display increased oxygen permeability compared to conventional hydrogels. However, some silicone hydrogels display undesirably high contact angles and protein uptake compared to conventional hydrogel lenses.

[0004] Various compounds have been disclosed as suitable for treating preformed silicone hydrogel contact lenses including surface active segmented block copolymers, substantially water-soluble silicone-containing surfactants, functionalized hybrid PDMS/polar amphipathic copolymer block systems, including polydimethylsiloxane-PVP block copolymers and (meth)acrylated polyvinylpyrrolidone. U.S. Patent Appln. Ser. No. 2011/0275734 is directed to "non-reactive, hydrophilic polymers having terminal siloxanes," which have linear or branched hydrophilic segments. There remains a need for methods for improving the properties of contact lenses and particularly silicone hydrogel contact lenses.

SUMMARY OF THE INVENTION

[0005] Provided are compositions that impart excellent wettability and lubricity along with reduced protein and/or lipid update, and polymeric articles associated with the same. Methods of making and using these compositions are also disclosed. Compositions comprise a block copolymer of the following formula: [A]-B-[Q], wherein [A] is a polymer segment that has an affinity for a medical device; B is a linking group comprising an optionally-substituted, polyvalent linking group having a molecular weight of no more than 1000 g/mole; and [Q] comprises a semi-crosslinked, ungelled polymer derived from copolymerization of an ethylenically unsaturated monomer with a poly-functional ethylenically unsaturated monomer. Such block copolymers can be used as nanogel compositions that contain at least one stable, block copolymer that is cross-linked but not macroscopically gelled, comprising in said polymer's backbone, a hydrophilic segment that has a degree of polymerization of in the range of about 10 to about 10,000, and a linear substrate associating segment on at least one terminal end of said polymer, wherein said substrate associating segment comprises between about 6 and about 10,000 repeating units. Ophthalmic devices comprising a surface containing at least one

hydrophobic polymeric site can be associated with said block copolymer. This association occurs via the linear substrate associative segment with the surface of the device and provides an improvement in at least one property of said ophthalmic device, such as a reduction in lipid uptake compared to only the substrate, or silicone-containing polymer, of at least about 20%. A non-limiting example of a silicone-containing polymer is a silicone hydrogel. The block copolymers can be can be amphiphilic or hydrophilic. The associative segment can be hydrophilic or hydrophobic.

[0006] Also provided are methods of inhibiting lipid uptake by silicone-containing contact lenses, the methods comprising contacting the contact lenses with a solution comprising at least one stable block copolymer comprising a hydrophilic segment having a degree of polymerization of about 10 to about 10,000 and a substrate associating segment at least one terminal end of block copolymer, wherein said substrate associating segment comprises between about 1 and about 200 siloxy units, and said block copolymer is associated, via the substrate associating segment with a surface comprising at least one hydrophobic site of a polymer or article, such as a silicone hydrogel.

[0007] The present invention further provides a composition comprising a water soluble, block copolymer of the following formula:

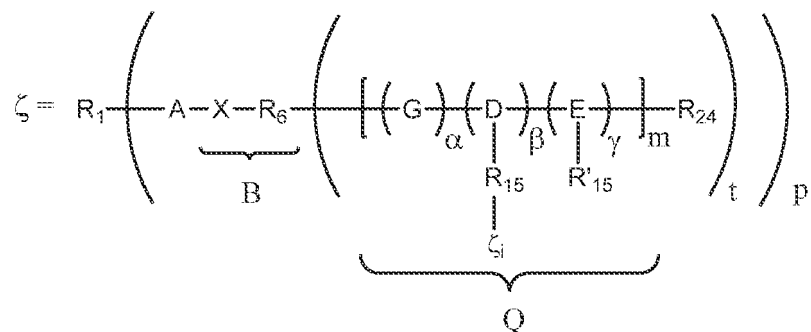
[A]-B-[Q], wherein

[A] is a segment that has an affinity for a medical device;

B is a linking group comprising an optionally-substituted, polyvalent linking group having a molecular weight of no more than 1000 g/mole; and

[Q] comprises a semi-crosslinked, ungelled segment derived from copolymerization of at least one ethylenically unsaturated monomer with a poly-functional ethylenically unsaturated monomer.

The present invention further relates to a composition comprising a water soluble, block copolymer having primary chains, ζ , represented by the formula



wherein R_1 , A , X , R_6 , G , D , E , R_{15} , R'_{15} , t , p , m , α , β , γ , are as defined herein and R_{24} is any agent capable of controlling polymerization, and in some embodiments R_{24} is selected from the group consisting of monovalent RAFT agents, ATRP agents, TERP agents and NMP agents.

5 BRIEF DESCRIPTION OF THE DRAWINGS

[0008] Figure 1 shows prior art performance of lipid uptake versus number average molecular weight;

[0009] Figure 2 shows the overlaid refractive index traces from GPC for a series of PDMA-siloxane block copolymers prepared with increasing amounts of crosslinker, i.e.

10 (XL: ζ -PC values from 0 to 0.95) according to Preparation 3 and a comparative linear PDMA-siloxane according to Preparation 4;

[0010] Figure 3 shows lipid uptake versus XL: ζ -PC for varying $DP_{nQ-Segment}$ values and a constant molar ratio of $[A]:[Q]$ of 0.1;

[0011] Figure 4 shows lipid uptake versus XL: ζ -PC for varying $DP_{nQ-Segment}$ values and a
15 constant molar ratio of $[A]:[Q]$ of 0.55;

[0012] Figure 5 shows lipid uptake versus XL: ζ -PC for varying $DP_{nQ-Segment}$ values and a constant molar ratio of $[A]:[Q]$ of 1.0;

[0013] Figure 6 shows lipid uptake versus $DP_{nQ-Segment}$ for varying XL: ζ -PC for a constant molar ratio of $[A]:[Q]$ of 0.1;

20 [0014] Figure 7 shows lipid uptake versus $DP_{nQ-Segment}$ for varying XL: ζ -PC for a constant molar ratio of $[A]:[Q]$ of 0.55;

[0015] Figure 8 shows lipid uptake versus $DP_{nQ-Segment}$ for varying XL: ζ -PC for a constant molar ratio of $[A]:[Q]$ of 1.0;

DETAILED DESCRIPTION

[0016] Before describing several exemplary embodiments of the invention, it is to be understood that the invention is not limited to the details of construction or process steps set forth in the following description. The invention is capable of other embodiments and of being
5 practiced or being carried out in various ways.

[0017] It has been found that despite advances made by the use of previously developed non-reactive, hydrophilic polymers having terminal siloxanes, which have linear, branched or combed hydrophilic segments, in reducing lipid and/or protein uptake and enhancing lubricity and wettability of contact lenses, a limit on improved properties is reached as molecular weight
10 increases. FIG. 1 depicts this limit with respect to molecular weight. From the plot in Figure 1, it is apparent that for senofilcon A lenses treated with PVP-Siloxane copolymers with increasing molecular weights, the lipid uptake decreases to a minimal level of about 15 µg/lens when the hydrophilic PVP segment reaches a molecular weight of about 80 kDa. For lenses treated with PVP-Siloxane copolymers with molecular weights above 80 kDa, no additional reduction in lipid
15 uptake on senofilcon A is observed. Surprisingly, it has been found that by employing polymer nanogels having terminal substrate associating segments and cross-linked or “bridged” hydrophilic segments, lipid uptake can be inhibited to a greater extent as compared to the analogous non-crosslinked polymers that also comprise terminal substrate associating segments and are of comparable molecular weights. For example, Figure 1 shows that treatment of a
20 senofilcon A contact lens with a linear, uncross-linked PDMA-siloxane copolymer and exhibiting a number average molecular weight, M_n , of about 23,000 g/mole, raised the substrate’s lipid uptake from about 30 mcg/lens to about 52 mcg/lens. Alternatively, treatment of senofilcon A with a cross-linked PDMA-siloxane material (e.g. PDMA-Sil 100-0.55-1.0) with an equivalent M_n of about 23,050 g/mole results in a remarkable drop in lipid uptake from 30.0
25 about 12.5 mcg/lens.

[0018] The presence of semi-crosslinked, ungelled segments can lead to contact lenses with improved properties, for example, reduced lipid and protein uptake as well as lower friction. Also, it is thought that choice of cross-linking agent and degree of cross-linking can be tailored according to desired applications and specific substrate material.

[0019] As used herein “associated” means that the semi-crosslinked block copolymer is
30 retained in or on the substrate without covalent bonding. Associated may include physical

retention, such as entanglement or anchoring, or hydrogen bonding, van der Waals forces, dipole-dipole interactions, electrostatic attraction, and combinations of these effects. It has been surprisingly found that the association between the semi-crosslinked block copolymers and the substrate is persistent, and is maintained even with digital rubbing. When the substrate is a contact lens, the semi-crosslinked block copolymers are retained in and/or on the contact lenses through the desired wear cycle, including in embodiments where the contact lens is a reusable lens, through cleaning with a digital rub.

[0020] As used herein “associative segment” means a portion of the terminal segment of the polymer that is retained or associated in or on a surface, region, or segment of a substrate.

The associative segment can be hydrophilic or hydrophobic.

[0021] As used herein “non-reactive” means the semi-crosslinked block copolymer lacks functional groups which form covalent bonds under the reaction, storage and use conditions. For example, when the hydrophilic polymer is contacted with a substrate such as a contact lens before autoclaving, very few (less than 1wt%) of the semi-crosslinked block copolymers contain residual reactive groups. Even if residual groups were present, the contacting conditions lack the initiators necessary to catalyze free radical reactions. Thus, the semi-crosslinked block copolymer is incapable of forming covalent bonds with the substrate. It will be appreciated by those of skill in the art that while a very small number of semi-crosslinked block copolymer (less than 5 wt%, and less than 1 wt%) may have a residual reactive group, there are too few residual reactive groups to associate desirable or functional amounts of the semi-crosslinked block copolymer with the substrate. The vastly predominating effect keeping the semi-crosslinked block copolymer associated with the substrate is entrapment of at least a portion of the semi-crosslinked block copolymer.

[0022] The term “cross-linked” refers to the attachment of a polymer chain to one or more polymer chain(s) via a bridge or multiple bridges, composed of either an element, a group or a compound, that join certain carbon atoms of the chains by primary bonds, including covalent, ionic and hydrogen bonds. In various embodiments of the invention disclosed herein, cross-linking may occur via covalent bonding, ionic bonding, hydrogen bonding, or the like. An exemplary embodiment of covalent cross-linking would include the in situ formation of cross-links during a free-radical copolymerization of a mono-vinyl monomer and monomer containing multiple (i.e. 2 or more) vinyl substituents. Such a polymerization would result in the covalent

cross-linking of multiple polymer chains to each other and (depending on the extent of monomer conversion and molar quantity of the cross-linker) the formation of a macroscopic gel.

[0023] Ionic cross-linking of polymer chains may occur in situ (i.e. during polymerization) or post-polymerization. The latter case may occur when an aqueous solution containing a polymeric cationic material is added to an aqueous solution containing a polymeric anionic material. Upon mixture of the two ionic polymers, polymer-polymer complexation along with small-counter-ion liberation occurs, leading to the formation of ionically cross-linked polymer-polymer complexes. The solubility of such complexes is predominately governed by the stoichiometry of positive and negative charge. Formation of such ionic cross-links between polyanionic and polycationic materials in solution is well known to those skilled in the art. The former case of ionic cross-linking may occur when a mono-vinyl monomer is copolymerized with a di-vinyl cross-linker that is composed of two ethylenically unsaturated monomers which are connected to each other via an ionic bond. Such "ionic cross-linkers" may be formed by combining an ethylenically unsaturated monomer containing an acidic (e.g. a carboxylic acid) moiety with an ethylenically unsaturated monomer containing a basic moiety (e.g. a tertiary amine) through simple acid/base chemistry to form a monomer-monomer complex or divinyl covalent organic salt.

[0024] In the context of the disclosed invention, cross-linking via hydrogen bonding may occur when a polymer with multiple proton-donating moieties is combined in solution with a polymer with multiple proton-accepting moieties. In such embodiments, the two polymers are able to form soluble or insoluble complexes, depending on the ratio of proton-donating groups to proton-accepting groups in the complex, as well as the abundance of additional solubilizing or non-solubilizing moieties present on the polymer chains.

[0025] As used herein "nanogel" means submicron hydrogel particles which are soluble or indefinitely dispersible at room temperature in aqueous solutions. In one or more embodiments, the solutions are clear. In one embodiment the aqueous solution is at least about 50 weight % water or lens packing solution, in some embodiments at least about 70 weight %, in other embodiments at least about 90 weight %, in other embodiments least about 99 weight %, and in other embodiments least about 99.5 weight %.

[0026] The polymer nanogels are in a macroscopically ungelled state, making them soluble in aqueous solutions, including ophthalmic solutions and compositions. The polymers

are generally in an ungelled state at the temperature at which they are associated or incorporated into the ophthalmic solution or composition. For ophthalmic devices such as contact lenses, it may not be necessary for the polymer to be ungelled once it is incorporated or associated with the contact lens. However, for ophthalmic solutions, the polymer generally remains ungelled throughout storage, and in some embodiments, use. Small quantities of gelled polymer (less than about 5 wt%) may be acceptable, and in some solutions, if the amount of gelled polymer is too great, it can be removed by processes known in the art, such as filtration.

[0027] Embodiments of polymers provided herein are randomly cross-linked among and along the hydrophilic segments of the polymers. Agents used for cross-linking are termed cross-linking agents or cross-linkers.

[0028] As used herein, "at least partially hydrophobic polymer matrices" are those which comprise repeating units derived from hydrophobic components such as hydrophobic monomers, macromers and prepolymers. Hydrophobic components are those which are not soluble in water, and which when homopolymerized or polymerized with only other hydrophobic components have contact angles with respect to, for example, ophthalmic solutions such as wetting solutions of greater than about 90°. Examples of at least partially hydrophobic polymer matrices include contact lenses formed from PMMA, silicones, silicone hydrogels (both coated and uncoated), stents, catheters and the like. Examples of hydrophobic monomers, macromers and prepolymers are known and include monomers, macromers and prepolymers containing silicone groups, siloxane groups, unsubstituted alkyl groups, aryl groups and the like. Specific examples include silicone containing components such as monomethacryloxypropyl terminated mono-n-butyl terminated polydimethylsiloxanes (800-1000 MW) (mPDMS), monomethacryloxypropyl terminated mono-n-methyl terminated polydimethylsiloxanes, TRIS, methyl methacrylate, lauryl methacrylate, and the like.

[0029] As used herein, "stable" means that the compound does not undergo a change through a single autoclaving cycle of 121°C for 30 minutes which would deleteriously affect the desired properties of either the wetting agent or the combination of the wetting agent and polymer substrate. For example, ester bonds between the siloxane segment and the polymer segment are in some embodiments undesirable. The autoclaving may be conducted dry or in the presence of an ophthalmically compatible saline solution, such as, but not limited to borate or phosphate buffered saline.

[0030] As used herein, “near-monodisperse” means a polydispersity index (PDI) of 1.5 or less and refers to an individual primary chain degree of polymerization and/or MW within a cluster of cross-linked amphiphilic primary chains. In some embodiments, the polymers display polydispersities of less than about 1.3, and in others in the range of about 1.05 to about 1.3. It should be appreciated by those skilled in the art that the individual near-monodisperse primary chains are statistically cross-linked to one another during polymerization, and as such, the resulting amphiphilic, cross-linked, block copolymer clusters will have polydispersity values in excess of 1.5.

[0031] As used herein, “degree of polymerization” means the number of repeating units per polymer molecule or polymeric segment. For example, in one or more embodiments, the hydrophilic segment [Q] (per Formula I) can have a degree of polymerization in the range of about 10 to about 10,000 (or about 50 to about 5000, or about 300 to about 5000, or about 500 to about 2000, or about 100 to about 1000, or about 100 to about 500, or about 100 to about 300).

[0032] As used herein, “cross-linker to primary chain molar ratio” (XL:ζ-PC) refers to the number of moles of cross-linker used during preparation of the block copolymer in a ratio with the number of moles of primary chain used in the preparation. The number of primary chains is determined by the molar amount of controlled radical polymerization (CRP) agent, or control agent, present. Specific embodiments include a cross-linker to primary chain molar ratio in the range of about 0.005 to about 10 (or about 0.1 to about 5, or about 0.1 to about 1.5, or about 0.1 to about 1.25). Exemplary CRP agents include, but are not limited to: reversible addition fragment transfer (RAFT) agents; atom transfer radical polymerization (ATRP) agents; telluride-mediated polymerization (TERP) agents; and/or nitroxide-mediated living radical polymerization (NMP) agents.

[0033] As used herein, “segment” or “block” refers to a section of polymer having repeating units with similar properties, such as composition or hydrophilicity.

[0034] As used herein, “silicone segment” refers to $-\text{[SiO]}-$. The Si atom in each $-\text{[SiO]}-$ repeating unit may be alkyl or aryl substituted, are preferably substituted with C_{1-4} alkyl, and in one embodiment are substituted with methyl groups to form a dimethylsiloxane repeating unit.

[0035] As used herein “linear silicone segment” refers to siloxane repeating units having the silicon and oxygen atoms in polymer backbone. For example, polydimethylsiloxane is an example of a linear silicone segment because $-\text{SiO}-$ groups are contained in the backbone.

PolyTRIS is not a linear silicone segment, because the siloxane groups are contained pendant to the carbon-carbon backbone.

[0036] As used herein a “hydrophilic associative segment” is hydrophilic, but can associate with the substrate via hydrogen bonding or ionic bonding. For example, for lenses which comprise a proton acceptor such as DMA, NVP or PVP, the hydrophilic associative segment comprises proton donating groups. Suitable proton donating groups include 4-acrylamidobutanoic acid (ACAH) (3-acrylamidophenyl)boronic acid (APBA), or vinyl benzoic acid.

[0037] As used herein, “complexing segments” or “complexing groups” include functional group pairs that exhibit strong non-covalent interactions, e.g. alkyl or aryl boronic acids that interact strongly with diol functional groups or biotin and avidin binding. In one embodiment, the complexing segments may comprise monomers such as (4-vinylphenyl)boronic acid, (3-acrylamidophenyl)boronic acid, or (4-acrylamidophenyl)boronic acid or *N*-(2-acrylamidoethyl)-5-((3*a*S,4*S*,6*a*R)-2-oxohexahydro-1*H*-thieno[3,4-*d*]imidazol-4-yl)pentanamide.

[0038] As used herein, “stimuli responsive components” include those which undergo a physical or chemical change in response to a change in environmental conditions. Conditions which can induce a change include pH, light, salt concentration, temperature, combinations thereof and the like. Examples of monomers which can be used to prepare stimuli responsive components include but are not limited to *N*-isopropylacrylamide, vinyl benzoic acid, or acrylamidobutanoic acid (ACAH), and the like.

[0039] As used herein “substrate” refers to an article, such as a sheet, film, tube or more complex form such as biomedical devices.

[0040] As used herein, a “biomedical device” is any article that is designed to be used while either in or on mammalian tissues or fluid. Examples of these devices include but are not limited to catheters, implants, stents, sutures, bandages, and ophthalmic devices such as intraocular lenses and contact lenses and the like.

[0041] As used herein, the term “lens” refers to ophthalmic devices that reside in or on the eye. These devices can provide optical correction, cosmetic enhancement, UV blocking and visible light or glare reduction, therapeutic effect, including wound healing, delivery of drugs or nutraceuticals, diagnostic evaluation or monitoring, or any combination thereof. The term lens

includes, but is not limited to, soft contact lenses, hard contact lenses, intraocular lenses, overlay lenses, ocular inserts, and optical inserts.

[0042] As used herein, a “silicone-containing polymer” is any polymer containing silicone or siloxane repeating units. The silicone-containing polymer may be a homopolymer, such as silicone elastomers, or a copolymer such as fluoro-silicones and silicone hydrogels. As used herein, silicone hydrogel refers to a polymer comprising silicone containing repeating units and in some embodiments, a water content of at least about 10%, and in some embodiments at least about 20%.

[0043] As used herein RAFT polymerization or RAFT refers to reversible addition fragmentation-chain transfer polymerization.

[0044] As used herein “reactive components” are the components in a polymerization reaction mixture which become part of the structure of the polymer upon polymerization. Thus, reactive components include monomers and macromers which are covalently bound into the polymer network. Diluents and processing aids which do not become part of the structure of the polymer are not reactive components.

[0045] As used herein “substituted” refers to alkyl groups which may contain halogens, esters, aryls, alkenes, alkynes, ketones, aldehydes, ethers, hydroxyls, amides, amines and combinations thereof.

[0046] As used herein “free radical source” refers to any suitable method of generating free radicals such as the thermally induced homolytic scission of a suitable compound(s) (thermal initiators such as peroxides, peroxyesters, or azo compounds), the spontaneous generation from monomer (e.g., styrene), redox initiating systems, photochemical initiating systems or high energy radiation such as electron beam, X- or gamma-radiation. Chemical species known to act as “free radical sources” are commonly called initiators by those skilled in the art and will be referred to as such for the purposes of this disclosure.

[0047] As used herein “proton donating segments” or “proton donating groups” are functional groups which have the ability to donate a proton to a proton accepting segment or group under lens forming, autoclaving or storage conditions. Proton donating functional groups include alcohols, acids, primary amides, and the like.

[0048] As used herein “proton accepting segments” or “proton accepting groups” are functional groups which have the ability to accept a proton under lens forming, autoclaving or storage conditions. Proton accepting groups include amines, amides, carbonyls and the like.

[0049] In one embodiment, the block copolymer of the present invention is a stable
5 polymeric wetting agent and comprises a hydrophilic segment and a substrate-associative segment on at least one terminal end of the polymer. Said polymers are comprised of at least one [A] block comprising n repeat units and suitable carbon-containing groups and at least one [Q] block comprising m repeat units and suitable carbon-containing groups, whereas, [A] and [Q] are linked to each other in any order (i.e. [A] to [Q], or [Q] to [A]) via a linking group, B. As
10 desired, a plurality of [A] and/or [Q] blocks can be used, so long as a B linking group is located between any combination of [A] and [Q] blocks. In this embodiment, A is defined as a material or polymer that has an affinity for at least a portion of a medical device, B is a linking group that comprises an optionally-substituted, polyvalent linking group with a molecular weight (MW) of no more than 1000 g/mole, and [Q] comprises a semi-crosslinked, ungelled polymer derived
15 from the copolymerization of an ethylenically unsaturated monomer with a poly-functional ethylenically unsaturated monomer. The following structure is a generalized, non-limiting representation of an embodiment of the invention:

[A]-B-[Q]

where [Q] may or may not contain an agent capable of controlling a free radical polymerization.
20 [A] is selected from materials that have an affinity for a given substrate or medical device. [A] may be selected from polymer and copolymer segments comprising linear or branched siloxanes, hydrophobic alkyl groups having 4-24 carbons, proton donating functional groups, proton accepting functional groups, ionic functional groups, boronic acid functionalities, stimuli responsive functionalities, combinations thereof and the like. For block copolymers with
25 multiple A segments spaced close together, hydrophobic alkyl groups having 2 or more carbons may be suitable. In one embodiment, [A] comprises, consists or consists essentially of a polydimethylsiloxane (PDMS)-containing structure and has an affinity for medical devices which contain at least one hydrophobic material. For example, PDMS can associate with silicone hydrogel contact lenses via hydrophobic-hydrophobic interactions between the PDMS
30 contained within [A] and that contained within the contact lens. Other embodiments of [A] include structures that comprise, consist or consist essentially of proton donating and proton

accepting functional groups. In one such embodiment, [A] could comprise, consist or consist essentially of multiple proton donating functional groups, such as alcohols, and thus have an affinity for medical devices or other surfaces which proton are accepting. Conversely, [A] could comprise, consist or consist essentially of multiple proton accepting functional groups, such as amides, and thus have an affinity for medical devices or other surfaces which are proton donating. Yet in other embodiments [A] could comprise, consist or consist essentially of multiple ionic functional groups, such as carboxylates, sulfonates, ammonium salts, or phosphonium salts, and thus have an affinity for medical devices with an opposite charge to that of a given ionic group in associating segment [A]. Other embodiments of [A] could include those which comprise, consist or consist essentially of functional groups capable of undergoing complexation with other complementary functional groups on a medical device or surface; for example, [A] could comprise, consist or consist essentially of multiple boronic acid functionalities and associate with a medical device or surface which contains multiple hydroxyl groups. In an alternative embodiment, the hydroxyl groups may be comprised within [A] and be associated with a surface containing multiple boronic acid functional groups. In some embodiments, [A] is stimuli responsive and is comprised of functional groups that, when incorporated into polymeric form, cause the resulting polymer to be water-soluble or water-insoluble under different solution conditions. For example, [A] might comprise, consist or consist essentially of a temperature-responsive polymer or copolymer, such as poly(*N*-isopropylacrylamide) (PNIPAM), which undergoes a phase-transition in water at 32°C. Therefore, at solution temperatures below 32°C, said PNIPAM [A] block is water-soluble and hydrophilic, while at higher solution temperatures (i.e. greater than 32°C) it is water-insoluble, hydrophobic, and able to associate with a medical device or surface which contains at least one hydrophobe.

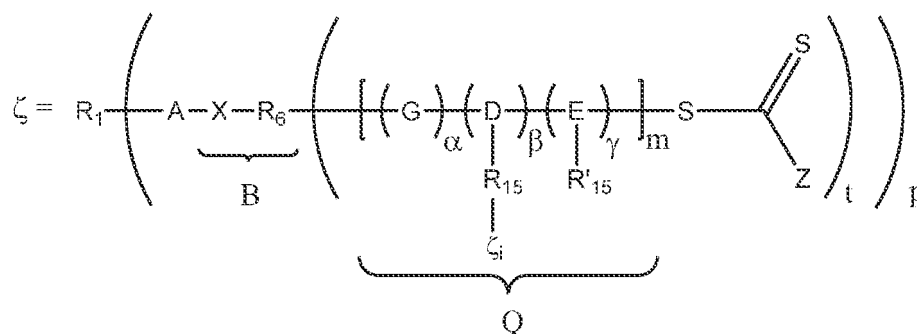
[0050] B is defined as a linking group which connects [A] and [Q] to each other in any order and can exist as any optionally substituted, polyvalent structure with a MW of less than about 1000 g/mole. Embodiments of B include optionally substituted, polyvalent aliphatic structures, optionally substituted, polyvalent aryl structures, optionally substituted, polyvalent alkylene structures, or a direct bond.

[0051] The structure [Q] is comprised of a semi-crosslinked, ungelled polymer derived from the copolymerization of an ethylenically unsaturated monomer with a poly-functional

ethylenically unsaturated monomer. In one embodiment, the polymerization leading to the formation of [Q] is initiated from a carbon atom contained within structure B. In such an embodiment, the formation of a semi-crosslinked, ungelled polymer occurs and those skilled in the art will appreciate that the resultant polymer will contain multiple [A], B, and [Q] structures in a given polymer molecule due to the cross-linking that occurs between multiple propagating [A]-B-[Q] chains.

[0052] The polymeric wetting agents may beneficially be associated with the substrate in a single step, without prior pretreatment. Moreover, because the [A] segments are terminal, persistent association of the polymeric wetting agents is achieved, without covalent bonding to the lens, the requirement for special monomers like amines, carboxylates or thiols in the bulk of the substrate.

[0053] In one embodiment, the polymeric wetting agent has the general structure and primary chain designator, ζ , as shown in Formula IA.

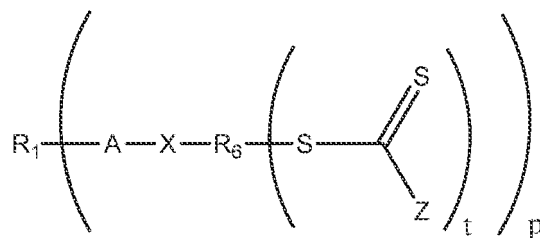


Formula I

[0054] Wherein R_6 , R_{15} , R'_{15} , X , G , D , E , Z , ζ , ζ_i , α , β , γ , n , m , t and p are defined below, and may be formed by contacting:

[0055] At least one hydrophilic monomer having the formula $H_2C=UV$,

[0056] At least one RAFT agent of Formula II having a chain transfer constant greater



than 0.1;

Formula II

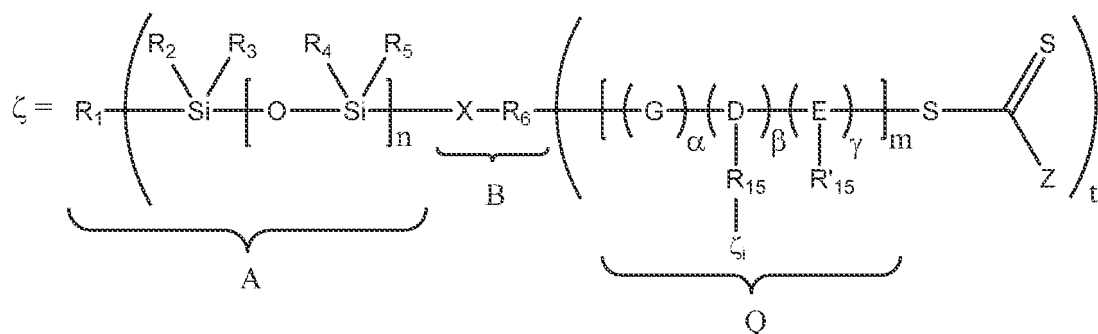
[0057] (iii) free radicals produced from a free radical source (i.e. an initiator); and

[0058] (iv) a cross-linking agent, $H_2C=UR'_{15}$

[0059] In the above formulae, A is selected from linear dialkyl or diaryl polysiloxanes having 6-1,000, 6-200, 6-60, 6-50, 6-20, 6-15 and in some embodiments, 6-12 repeating units, alkylenes having 2 to 25 carbon atoms which may be optionally substituted with atoms selected from S, O, N, P and combinations thereof;

[0060] R_1 , R_6 , X , Z , t and p are defined below.

[0061] In one embodiment, that can be referred to as a hydrophobic-hydrophilic block co-polymer, where [A] is a silicone or PDMS-containing polymer or oligomer, the polymeric wetting agent has the general structure and primary chain designator, ζ , as shown in Formula Ia.

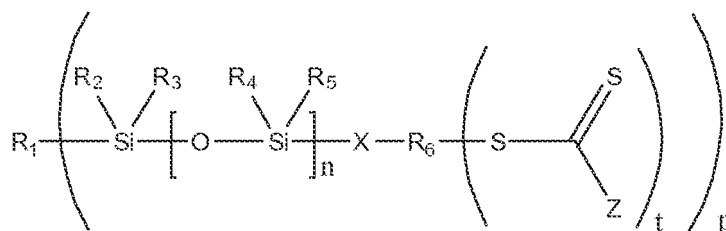


Formula Ia

[0062] Wherein R₁ through R₆, R₁₅, R'₁₅, X, G, D, E, Z, ζ, ζ_i, α, β, γ, n, m, t and p are defined below, and may be formed by contacting:

[0063] At least one hydrophilic monomer having the formula $H_2C=UV$

[0064] At least one polysiloxane RAFT agent of Formula IIa having a chain transfer constant greater than 0.1;



Formula IIa

[0065] (iii) free radicals produced from a free radical source (i.e. an initiator); and

[0066] (iv) a cross-linking agent, $H_2C=UR'_{15}$

5 [0067] In the above formulae, R_1 is selected from substituted and unsubstituted C_{1-24} alkyl; in some embodiments substituted and unsubstituted C_{1-10} alkyl and in other embodiments substituted or unsubstituted C_{1-6} alkyl, C_{1-4} alkyl, methyl or n-butyl;

[0068] R_2-R_5 are independently selected from H, C_{1-4} alkyl and C_{6-10} aryl, and combinations thereof, and in one embodiment, R_2-R_5 are independently selected from C_1-C_4 alkyl, and combinations thereof; and in another embodiment R_2-R_5 are methyl;

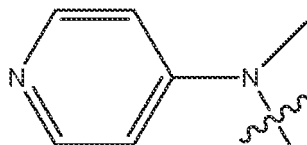
[0069] $n = DP_{nA-Segment}$ and is 6-1,000, 6-200, 6-60, 6-50, 6-20, 6-15 and in some embodiments, 6-12;

[0070] $m = DP_{nQ-Segment}$ and is 10-10,000, 50-1000, 50-500, and in some embodiments, 100-500, and X, Z, p and t are as defined below.

15 [0071] In polysiloxane RAFT agents of Formula II, R_6 is a free radical leaving group that initiates free radical polymerization. R_6 is selected from divalent groups consisting of optionally substituted alkylene; optionally substituted saturated, unsaturated or aromatic carbocyclic or heterocyclic rings; optionally substituted alkylthio; optionally substituted alkoxy; or optionally substituted dialkylamino. In one embodiment, R_6 is selected from optionally substituted benzyl, optionally substituted phenyl, ethanoate, optionally substituted propionate, 4-cyanopentanoate, or isobutyroate functionalities. In embodiments using the polysiloxane RAFT agents for Formula II, the % polysiloxane RAFT agent used is selected to provide the desired level of association with the substrate, but prevent gelation of the block copolymer.

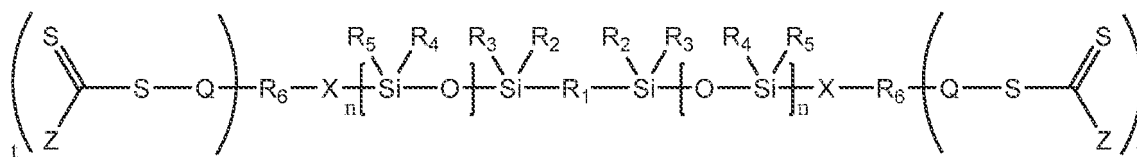
[0072] X is selected from $-O-(CO)-$, $-(CO)O-$, $-NR_8-(CO)-$, $-(CO)NR_8-$, $-O-$, C_{1-12} alkylene, C_{1-4} alkylene or a direct bond, and in some embodiments R_8 is selected from H, methyl, ethyl or propyl;

[0073] Z is selected from the group consisting of hydrogen, chlorine, fluorine, optionally substituted alkyl, optionally substituted aryl, optionally substituted heterocyclyl, optionally substituted alkylthio, optionally substituted alkoxy, optionally substituted alkoxy carbonyl, optionally substituted aryloxy carbonyl ($-COOR''$), carboxy ($-COOH$), optionally substituted acyloxy ($-O_2CR''$), optionally substituted carbamoyl ($-CONR''_2$), cyano ($-CN$), dialkyl- or diaryl-phosphonato [$-P(=O)(OR'')_2$], dialkyl- or diaryl-phosphinato [$-P(=O)(OR'')_2$], and a polymer chain formed by any mechanism; in other embodiments, Z may comprise a “switchable” functional group, that is sensitive to solution pH and allows one to tune the RAFT agent’s reactivity. In one embodiment, where a “Switchable” Z-group is employed, Z comprises the following non-limiting structure:

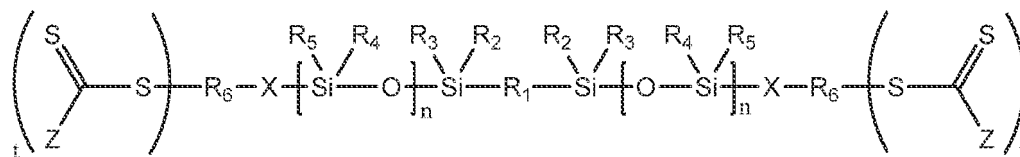


[0074]

[0075] p is 1 or an integer greater than 1, 1-5, 3-5 and in some embodiments 1 or 2.. When $p \geq 2$, then R_1 is selected from p-valent moieties derived from any of silicon, sulfur, oxygen, nitrogen, optionally substituted alkylene, optionally substituted aryl, a polymer chain, or a combination thereof. Such an embodiment is disclosed in the following structural analogues of Formulas I and II, namely Formulas III and IV

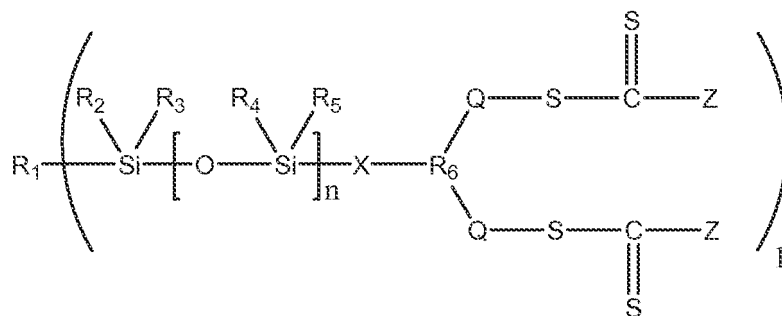


Formula III

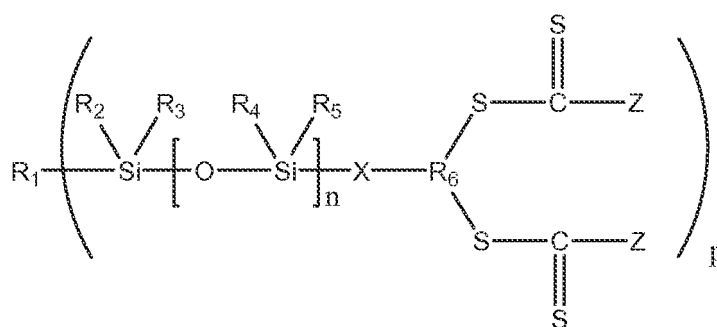


Formula IV

[0076] where R_1 - R_6 , X, Z, and n are defined as above and t is 1 or an integer greater than 1. When $t \geq 2$, then R_6 is p-valent, and would be connected to more than one thiocarbonylthio functional group. Such an embodiment is disclosed in the following structural analogues of Formulas I and II, namely Formulas V and VI:



Formula V



Formula VI

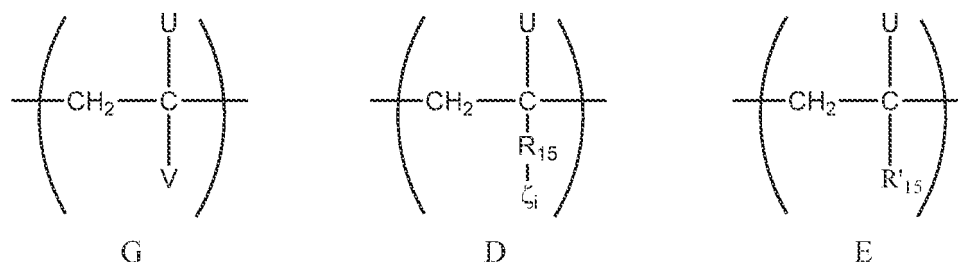
[0077] ζ_i is another primary chain that is cross-linked to a primary chain, ζ_j , as disclosed above. One or more ζ_i primary chains may be attached to a ζ_j primary chain and ζ_i primary chains may be further attached or cross-linked to additional ζ_k primary chains and so on

and so forth. Those skilled in the art should appreciate the fact that the cross-linking of ζ primary chains to other ζ_i primary chains as well as the further cross-linking of ζ_i primary chains to ζ_k primary chains, and ζ_i primary chains to ζ_l primary chains, and so on and so forth, is a generalized description for the formation of statistically cross-linked block copolymers (of the form [A]-B-[Q]) that are randomly cross-linked to each other via their hydrophilic Q-segments. For the purposes of this invention, all cross-linking scenarios between hydrophilic segments of various ζ -, ζ_i -, and ζ_k -...primary chains are possible and realized and groupings of ζ -, ζ_i -, and ζ_k -...primary chain block copolymers attached to each other via cross-links, as described above, will be referred to as ζ -clusters. Without being bound to theory, the following non-limiting examples of cross-linking between ζ -primary chains can occur during formation of the semi-cross-linked ζ -clusters: ζ - ζ_i , ζ - ζ_k , ζ_k - ζ_i , ζ_i - ζ_i , ζ_k - ζ_k ...and so on and so forth. The number of ζ -primary chains that are attached to each other in a single cluster is a function of several variables, one of which includes the theoretical cross-linker to primary chain molar ratio (XL: ζ -PC). If the reactivities between the monomer and cross-linker in a given polymerization are similar, e.g. a copolymerization between *N,N*-dimethylacrylamide and *N,N'*-methylenebisacrylamide, random incorporation of cross-linker into the ζ -primary chain can be assumed. This random incorporation of potential cross-linking sites along the ζ -primary chain, as well as collision frequency of these pendant cross-linking sites with other propagating ζ -primary chains or ζ -clusters is what is believed to govern, to a large extent, the number of ζ -clusters and the average number of primary chains per cluster.

[0078] R'_{15} is any carbon-containing structure containing at least one group capable of forming a covalent, ionic or hydrogen bond with other ζ -chains, and in one embodiment is selected from ethylenically unsaturated moiety that is linked to the primary chain, ζ , ζ_i , or ζ_k .

[0079] R_{15} is any carbon-containing structure that comprises a cross-link between two ζ -chains, and is derived from R'_{15} . R'_{15} optionally contains one or more unsaturated bonds;

[0080] The hydrophilic segment, Q, comprises statistically distributed repeating units of G, D, and E with the following formulae:



Formula VII

[0081] The terms α , β , and γ , specify the relative molar amounts (in terms of mole fraction) of G, D, and E that comprise the hydrophilic segment, Q. In some embodiments, α is equal to about 0.85 to about 0.999, about 0.92 to about 0.999, about 0.95 to about 0.999, and about 0.97 to about 0.999, while the sum of β and γ for each respective range of α would be equal to about 0.15 to about 0.001, about 0.08 to about 0.001, about 0.05 to about 0.001, and about 0.025 to about 0.001. For the purposes of the disclosed invention, the mole fraction of D in the hydrophilic segment, Q, (i.e. β) of a ζ -primary chain is intended to be maximized, compared to that of E (i.e. γ) thus maximizing the number of cross-links of Q to the Q-segments of other ζ -primary chains, i.e. very few unreacted R'_{15} moieties remain. All mole-fraction ranges of α , β , and γ are based on the relative amounts of monomer and cross-linker employed in the monomer feed of a given embodiment and assumes that the reactivity differences between vinyl-substituents on the monomer and cross-linker are minimal, i.e. near-statistical incorporation occurs. In one embodiment, the nanogels of the present are substantially free from unreacted R'_{15} groups. When R'_{15} comprises a double bond, this may be confirmed via FTIR or other methods capable of detecting the presence of double bonds.

[0082] U is selected from the group consisting of hydrogen, halogen, C_1 - C_4 alkyl which may be optionally substituted with hydroxyl, alkoxy, aryloxy (OR''), carboxy, acyloxy, aroyloxy (O_2CR''), alkoxy-carbonyl, aryloxy-carbonyl (CO_2R'') and combinations thereof; and in some embodiments from the group consisting of H, methyl.

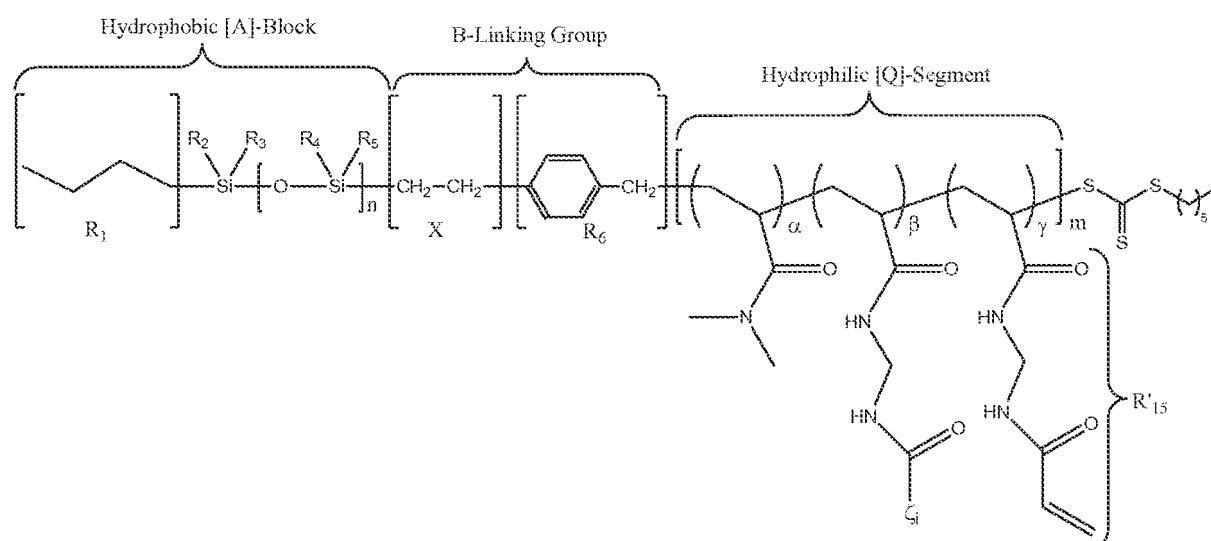
[0083] V is independently selected from the group consisting of hydrogen, R'' , CO_2H , CO_2R'' , COR'' , CN, $CONH_2$, $CONHR''$, $CONR''_2$, O_2CR'' , OR'' and halogen; plus cyclic and acyclic N-vinyl amides and combinations thereof;

[0084] R'' is independently selected from the group consisting of optionally substituted C₁-C₁₈ alkyl, C₂-C₁₈ alkenyl, aryl, heterocyclyl, alkaryl wherein the substituents are independently selected from the group that consists of epoxy, hydroxyl, alkoxy, acyl, acyloxy, carboxy and carboxylates, sulfonic acid and sulfonates, alkoxy- or aryloxy-carbonyl, isocyanato, cyano, silyl, halo, and dialkylamino; phosphoric acid. In one embodiment R'' is selected from the group consisting of methyl, pyrrolidonyl, -N-(CH₃)₂, -N(CH₃)-COCH₃ (N-vinyl acetamide), -CH₂CH₂-COOH, -CH₂CH₂CH₂-COOH, -CH₂CH₂CH₂CH₂-COOH, -(CH₃)₂-CH₂-SO₃H, -(CH₃)₂-CH₂-CO₂H, -CH₂CH₂CH₂-N(CH₃)₂-CH₂CH₂CH₂-SO₃⁻, -CH₂CH₂CH₂-⁺N(CH₃)₂-CH₂CH₂-CO₂⁻, -CH₂CH₂CH₂-⁺N(CH₃)₂, and combinations thereof. In another embodiment V is selected from -N-(CH₃)₂.

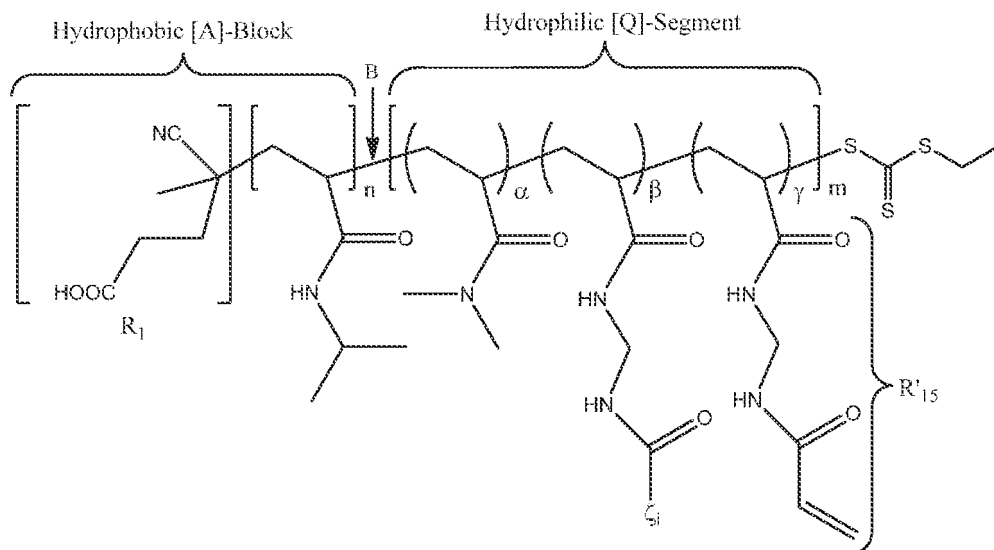
In one embodiment, the substituents R₂ through R₅ are the same. In another embodiment R₂ through R₅ are the same and are selected from methyl, ethyl or phenyl. In yet another embodiment R₂ through R₅ are the same and are selected from methyl or ethyl. In yet another embodiment each of R₂ through R₅ is methyl.

[0085] Examples of stable block copolymers are shown below in Formula VIII with substituents R₁, X and R₆ identified by brackets.

Formula XIII

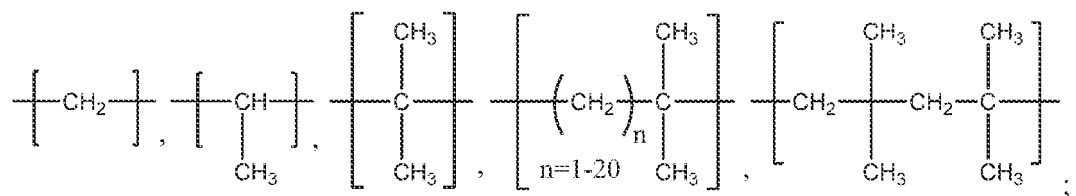


Formula XIIIa



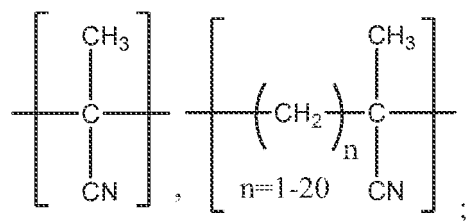
5 [0086] In another embodiment X is selected from ethylenyl or -O(C=O)-, with ethylenyl being preferred due to its hydrolytic stability.

[0087] In another embodiment R₆ is an alkylene selected from:

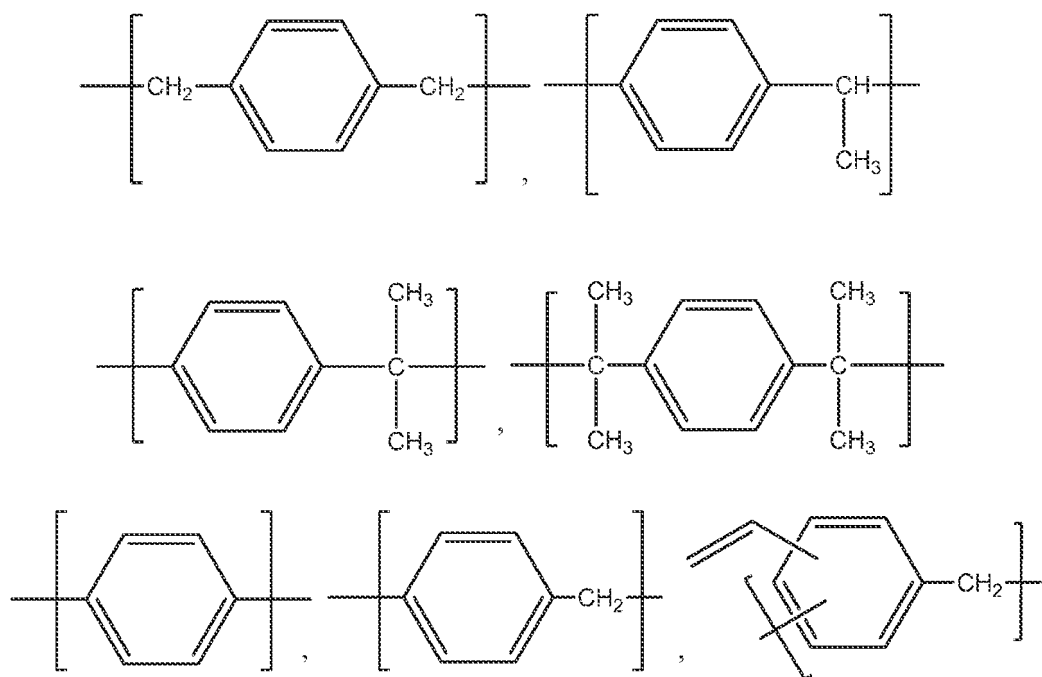


[0088] a nitriloalkyl selected from:

10

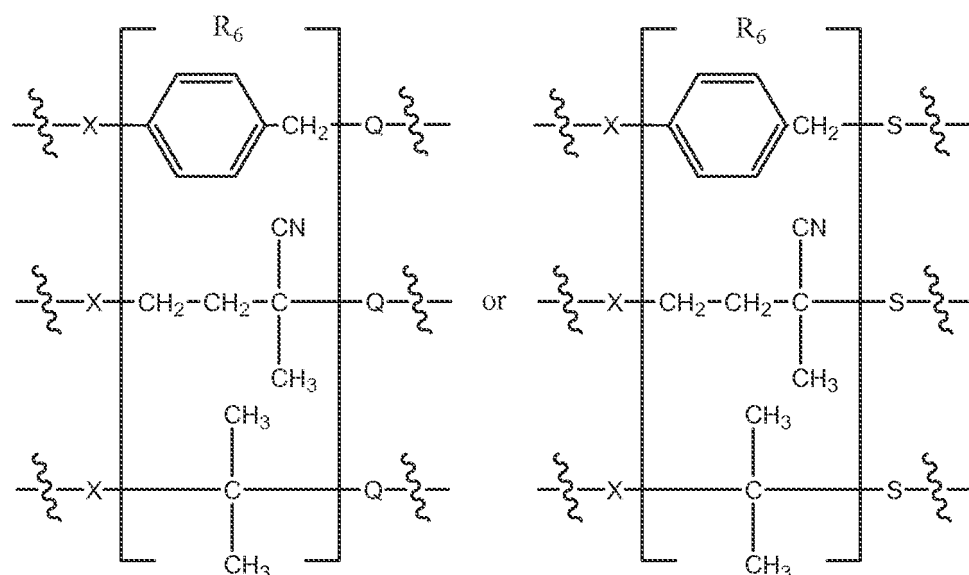


[0089] Or an aromatic group selected from:



[0090] The selection of R_6 will be influenced by the thiocarbonyl compound selected and the monomer(s) used for polymerization in the next step.

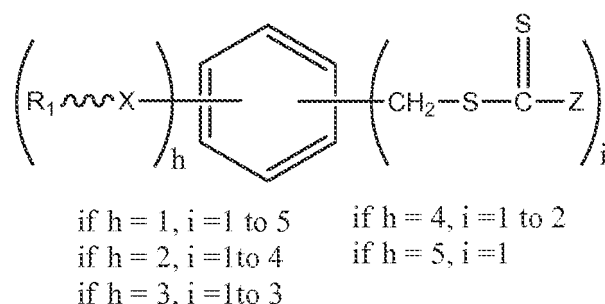
- 5 [0091] In one embodiment, R_6 is selected from the following structures, wherein Q and X are as defined above:



Formula IX

Structures of R₆ polysiloxane-functional RAFT agent (right) final copolymer (left)

[0092] In one embodiment where R₆ is p-valent it may be comprised of the following structure:



[0093] Wherein R₁ and X are as defined above and Z is selected from optionally substituted alkoxy, optionally substituted alkylthio, optionally substituted aryl, or optionally substituted benzyl. In one embodiment Z is an optionally substituted alkylthio, and in another embodiment Z is an optionally substituted alkoxy.

[0094] It should be appreciated that the substitutions described above may be combined in any combination. For example, the foregoing description includes families of compounds having three separately defined substituent families for Z. Any of these substituent families may be combined with the substituent families disclosed for the other substituents.

[0095] The hydrophilic segment of the block copolymer generally has a degree of polymerization in the range of about 10 to about 10,000. In some embodiments, the degree of polymerization is at least about 100, or at least about 300, or even in others at least about 500. In further embodiments, the hydrophilic segment of the block copolymer has a degree of polymerization within the following ranges: about 300 to about 10,000, about 300 to about 5,000, between about 500 to about 10,000, about 500 to about 5,000 and about 500 to about 2000 and about 700 to about 2000. Degree of polymerization may be obtained from MALDI-TOF, SEC-MALLS, NMR or a combination thereof.

[0096] The hydrophilic segment, Q, for each ζ-primary chain is cross-linked or semi-cross-linked. That is, unlike previously disclosed art having only linear, branched, or combed structures, the hydrophilic segment is randomly cross-linked via covalent, ionic, or hydrogen-bonds along the block copolymer that form the hydrophilic segments. Cross-linking agents have

one or more reactive or associative functionalities to react with and/or associate the amphiphilic copolymers of the present invention to one another via their hydrophilic segments. Exemplary covalent cross-linking agents include: *N,N'*-methylenebis(meth)acrylamide; *N,N'*-ethylenebis(meth)acrylamide; *N,N'*-propylenebis(meth)acrylamide; *N,N'*-butylenebis(meth)acrylamide; *N,N'*-pentamethylenebis(meth)acrylamide; *N,N'*-hexamethylenebis(meth)acrylamide; all other *N,N'*-alkylenebis(meth)acrylamides; all polyalkyleneglycoldi(meth)acrylates, including, but not limited to ethylene glycol di(meth)acrylate, triethylene glycol di(meth)acrylate, tetra-ethylene glycol di(meth)acrylate; and all polyalkyleneglycoldi(meth)acrylamides, including, but not limited to *N,N'*-(oxybis(ethane-2,1-diyl))diacrylamide *N,N'*-(((oxybis(ethane-2,1-diyl))bis(oxy))bis(ethane-2,1-diyl))diacrylamide, triallyl cyanurate (TAC), 1,3-divinylimidazolidin-2-one and 3,3''alkylenebis(1-vinylpyrrolidin-2-one), wherein the alkylene has 1-12 carbons.

[0097] Cross-linking agents which have functionality along the backbone which can be reversibly broken or cleaved can also be used. For example, *N,N'*-cystamine di(meth)acrylamide may be used as a crosslinker. After the semi-crosslinked block copolymer is associated with the substrate, the disulfide bond in cystamine may be cleaved and reformed to create an interpenetrating network which is more intimately entangled in the substrate matrix.

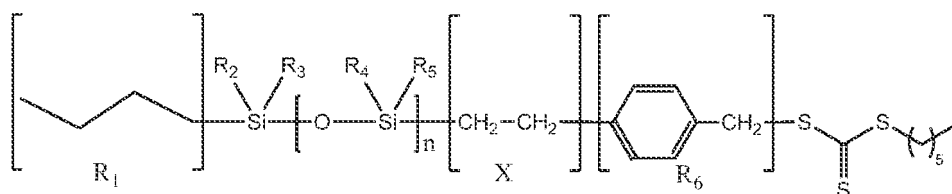
[0098] The molar ratio of RAFT agent to cross-linking agent in the cross-linking reaction mixture is greater than about 0.1, greater than about 0.2, greater than about 0.3, greater than about 0.5, greater than about 0.75, greater than about 1, greater than about 2, greater than about 5 and in some cases greater than about 10. In one embodiment the cross-linking agent is free of silicone and the RAFT agent to cross-linking agent in the cross-linking reaction mixture is greater than about 0.1. In embodiments where the cross-linking agent comprises siloxane, the RAFT agent to cross-linking agent in the cross-linking reaction mixture is greater than about 0.3.

A molar ratio of the molar amount of cross-linking agent to theoretical primary chains ("XL:ζ-PC") in the cross-linking reaction mixture can be between 0.01:1.0 and 6.0:1.0, with the following non-limiting values of XL:ζ-PC being preferred: 0.1:1.0, 0.2:1.0, 0.25:1.0, 0.3:1.0, 0.4:1.0, 0.5:1.0, 0.55:1.0, 0.6:1.0, 0.7:1.0, 0.75:1.0, 0.8:1.0, 0.9:1.0, 1.0:1.0, 1.2:1.0, 1.25:1.0, 1.5:1.0, 3.0:1.0, 5.0:1.0, 7.0:1.0, or even 10.0:1.0. In some embodiments it may be desirable to select XL:ζ-PC values which provide soluble block copolymers across a wide range of temperatures and solution conditions, to allow for ready incorporation into a range of articles and

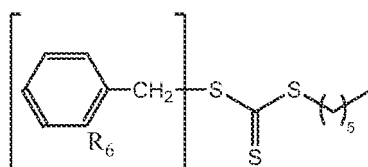
solutions. For example, block copolymers comprising PDMA (poly(*N,N*-dimethyl acrylamide)) as the hydrophilic segment and a silicone segment, may desirably have an XL:ζ-PC of less than about 1.25:1 to prevent macroscopic gelling of the polymer. In other embodiments it may be desirable to select XL:ζ-PC values which provide the desired decrease in lipid uptake of the treated substrate, with increasing XL:ζ-PC values, decreasing the lipid uptake levels.

[0099] Those of skill in the art will appreciate that the number of primary chains formed in a controlled radical polymerization (CRP) system is dictated by the concentration of a controlled radical polymerization (CRP) agent or control agent. In the case of a RAFT polymerization, the control agent would be a thiocarbonylthio functional control agent. In the case of ATRP, the control agent would be a copper ligand complex. For the purposes of the invention disclosed herein, any CRP agent can be employed. In other embodiments, a CRP agent may not be required, so long as nanogel formation is possible, without macroscopic gellation.

[00100] In some embodiments of this invention, it may be desirable to change the number of associative chains per ζ-cluster, or average number of associative segments [A] per hydrophilic segment [Q], i.e. the [A]:[Q] ratio, to improve the solubility of the resulting cross-linked, ungelled, amphiphilic copolymer. This can be accomplished by using two CRP agents (i.e. an [A] segment comprising at least one CRP agent ([A]-CRP) and CRP agent that does not contain an associative [A] segment) in the same polymerization to form the cross-linked ungelled associative block-copolymer. In one embodiment where RAFT polymerization is employed, Formula II and a silicone-free structural analogue (i.e. a CRP agent with no associative segment) are used together in the same polymerization, at a desired ratio, to yield a cross-linked, but ungelled amphiphilic copolymer with a reduced amount of silicone [A] segments per ζ-cluster or silicone [A] segments per hydrophilic [Q] segments. Formula X below details the structures for the RAFT-based CRP agents that might be used in such an embodiment to control the number of associative silicone [A] segments in each ζ-cluster.



Formula XA



Formula XB

[00101] To reduce the number of silicone [A] segments per hydrophilic [Q] segment for a given embodiment and thereby decrease the number of silicones per ζ -cluster to a desirable level, Formula XA and XB may be employed together in the formation of the final cross-linked, ungelled, block copolymers. It will be apparent to those skilled in the art that this results in the formation of ζ -clusters that contain both primary chains with substrate associative segments and primary chains without substrate associative segments. Taking into account the molar amounts of Formula XA and XB allows for the development of a theoretical term to quantify the number of substrate associative segments per hydrophilic [Q] segment, namely, the associative [A] segment to hydrophilic [Q] segment ([A]:[Q]) ratio. For embodiments where it is desirable to alter the [A]:[Q] ratio, target values in the range of 0.001:1 to 10:1 may be employed, with ranges of 0.01:1, 0.2:1, 0.25:1, 0.3:1, 0.4:1, 0.5:1, 0.55:1, 0.6:1, 0.7:1, 0.75:1, 0.8:1, 0.9:1 and even 0.99:1 being employed for embodiments where the amount of substrate associative [A] segments per hydrophilic [Q]-segment is to be reduced to below unity. For example, in embodiments where the substrate associative [A] segment is a silicone, the amount of substrate associative silicone [A]-segments per hydrophilic [Q] segment is to be increased to above unity and ranges of 1.1:1, 1.5:1, 2.0:1.0, 3.0:1.0 or even 10.0:1.0 can be used; however, this would require a different silicone-functional RAFT agent than that proposed in Formula XA, i.e. a RAFT agent with multiple silicones would be required to exceed a [A]:[Q] ratio of 1.0. It should be apparent for those skilled in the art that a [A]:[Q] ratio of 1.0:1.0 can be reached using Formula XA above in the absence of Formula XB.

[00102] In one embodiment the hydrophilic [Q] segment may be formed from known hydrophilic monomers. Hydrophilic monomers are those which yield a clear single phase when

mixed with water at 25°C at a concentration of 10 wt%. Examples of suitable families of hydrophilic monomers include vinyl amides, vinylimides, vinyl lactams, hydrophilic (meth)acrylates, (meth)acrylamides, styrenics, vinyl ethers, vinyl carbonates, vinyl carbamates, vinyl ureas and mixtures thereof.

- 5 **[00103]** Examples of suitable hydrophilic monomers include *N*-vinyl pyrrolidone, *N*-vinyl-2- piperidone, *N*-vinyl-2-caprolactam, *N*-vinyl-3-methyl-2- caprolactam, *N*-vinyl-3-methyl-2-piperidone, *N*-vinyl-4-methyl-2- piperidone, *N*-vinyl-4-methyl-2-caprolactam, *N*-vinyl-3-ethyl-2- pyrrolidone, *N*-vinyl-4,5-dimethyl-2-pyrrolidone, vinylimidazole, *N,N*-dimethylacrylamide, acrylamide, *N,N*-bis(2-hydroxyethyl)acrylamide, acrylonitrile, *N*-isopropyl acrylamide, vinyl
10 acetate, (meth)acrylic acid, polyethylene glycol (meth)acrylates, 2-ethyl oxazoline, *N*-(2-hydroxypropyl) (meth)acrylamide, *N*-(2-hydroxyethyl) (meth)acrylamide, 2-methacryloyloxyethyl phosphorylcholine, 3-(dimethyl(4-vinylbenzyl)ammonio)propane-1-sulfonate (DMVBAPS), 3-((3-acrylamidopropyl)dimethylammonio)propane-1-sulfonate (AMPDAPS), 3-((3-methacrylamidopropyl)dimethylammonio)propane-1-sulfonate
15 (MAMPDAPS), 3-((3-(acryloyloxy)propyl)dimethylammonio)propane-1-sulfonate (APDAPS), methacryloyloxy)propyl)dimethylammonio)propane-1-sulfonate (MAPDAPS), *N,N*-dimethylaminopropyl(meth)acrylamide, *N*-vinyl-*N*-methylacetamide, *N*-vinylacetamide, *N*-vinyl-*N*-methylpropionamide, *N*-vinyl-*N*-methyl-2-methylpropionamide, *N*-vinyl-2-methylpropionamide, *N*-vinyl-*N,N'*-dimethylurea, and the like, and mixtures thereof. In one
20 embodiment the hydrophilic monomer comprises *N*-vinyl pyrrolidone, *N*-vinyl-*N*-methylacetamide, 2-methacryloyloxyethyl phosphorylcholine, (meth)acrylic acid, *N,N*-dimethylacrylamide, *N*-hydroxypropyl methacrylamide, mono-glycerol methacrylate, 2-hydroxyethyl acrylamide, bishydroxyethyl acrylamide, and 2,3-dihydroxypropyl (meth)acrylamide and the like and mixtures thereof. In some embodiments the hydrophilic
25 segment may also comprise charged monomers including but not limited to methacrylic acid, acrylic acid, 3-acrylamidopropionic acid (ACA1), 4-acrylamidobutanoic acid, 5-acrylamidopentanoic acid (ACA2), 3-acrylamido-3-methylbutanoic acid (AMBA), *N*-vinylloxycarbonyl- α -alanine, *N*-vinylloxycarbonyl- β -alanine (VINAL), 2-vinyl-4,4-dimethyl-2-oxazolin-5-one (VDMO), reactive sulfonate salts, including, sodium-2-(acrylamido)-2-methylpropane sulphonate (AMPS), 3-sulphopropyl (meth)acrylate potassium salt, 3-sulphopropyl (meth)acrylate sodium salt, bis 3- sulphopropyl itaconate di sodium, bis 3-

sulphopropyl itaconate di potassium, vinyl sulphonate sodium salt, vinyl sulphonate salt, styrene sulfonate, sulfoethyl methacrylate, combinations thereof and the like. In embodiments where the hydrophilic segment comprises at least one charged hydrophilic monomer it may be desirable to include non-charged hydrophilic monomers as comonomers in the hydrophilic segment. In
 5 another embodiment the charged hydrophilic monomer is randomly distributed throughout the [Q] segment.

[00104] The degree of polymerization (DP) ratio of hydrophilic segments to linear substrate associative segments is between about 1:1 and about 1000:1, in other embodiments, with ratios between about 3:1 and about 200:1, between about 10:1 and about 100:1, and in other
 10 embodiments, between about 10:1 and 50:1.

[00105] The block copolymers may be formed via a number of polymerization processes. In one embodiment the block copolymers are formed using RAFT polymerization. In other embodiments the block copolymers are formed using ATRP. While in another embodiment, the block copolymers are formed using TERP. Still yet, in some embodiments the block copolymers
 15 are formed using any known controlled radical polymerization mechanism. In another embodiment the block copolymers are formed by conventional free radical polymerization.

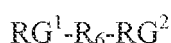
[00106] In one embodiment, that can be referred to as a hydrophilic-hydrophilic block copolymer or even as a biomimetic hydrophilic-hydrophilic block copolymer, a hydrophilic-hydrophilic block copolymer contains one hydrophilic block that has no affinity for the lens (i.e. a "non-associative" [Q] segment) and another hydrophilic block that has a high affinity (i.e. an
 20 "associative" [A] segment) for chemical moieties found on the surface and/or within the bulk of the lens. In one embodiment of the invention, the cross-linking of said block copolymers to each other occurs along the backbone of the non-associative hydrophilic blocks, leaving the associative hydrophilic segments available for attachment to the surface of an article or device.

25 Exemplary embodiments of such associative hydrophilic-hydrophilic block copolymers could include, poly(4-acrylamidobutanoic acid-block-*N,N*-dimethylacrylamide) (poly(ACAII-b-DMA)), poly((3-acrylamidophenyl)boronic acid-block-*N,N*-dimethylacrylamide) (poly(APBA-b-DMA)), and poly(3-((3-methacrylamidopropyl)dimethylammonio)propane-1-sulfonate-block-*N*-(2-hydroxypropyl)methacrylamide) (poly(MAMPDAPS-b-HPMA)), and poly(3-((3-
 30 acrylamidopropyl)dimethylammonio)propane-1-sulfonate-block-*N,N*-dimethylacrylamide) (poly(AMPDAPS-b-DMA)). Embodiments can be used to treat conventional or silicone

hydrogel materials, provided the affinity of the associative blocks is tailored to the surface of the lens or device being treated. The non-associative hydrophilic block copolymers with appropriate functionality and architecture can closely mimic the behavior of bound mucins found on corneal epithelial surfaces and could be very useful in modifying the surface of a contact lens medical device to improve its lubricity, deposit uptake, and possibly comfort. Without intending to be bound by theory, it is speculated that the cross-linked nature of the non-associative hydrophilic segments could closely mimic the mucin-mucin interactions that occur through disulfide cross-linking, H-bonding, and molecular entanglement.

10 Polysiloxane RAFT Agent

[00107] The polysiloxane RAFT agents of Formula II may be formed by reacting at least one reactive silicone with at least one reactive group on an orthogonally reactive compound. In a subsequent or concurrent reaction, a reactive, thiocarbonylthio nucleophile is reacted with at least one other reactive group on the orthogonally reactive compound. Orthogonally reactive compounds comprise at least two reactive groups having different reactivities or reaction mechanisms such that reaction at one group can proceed to completion or near completion without reaction of at least one of the other reactive groups. Orthogonally reactive compounds have the structure:

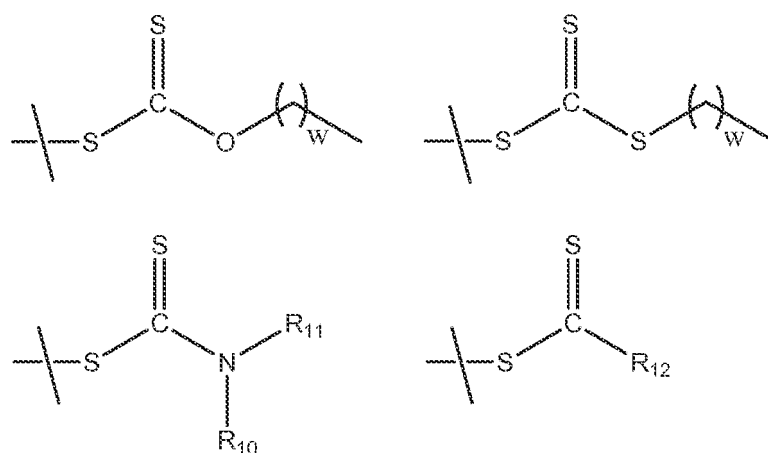


[00108] wherein R_6 is a free radical leaving group as defined above, and RG^1 and RG^2 are independently selected from paired orthogonally reactive groups such as, but not limited to, acid halides and alkyl halides, activated esters and alkyl halides, alkyl halides and unsaturated double-bonds, and mixtures thereof and the like. Examples of alkyl halides include C_{1-20} bromides, C_{1-20} chlorides and C_{1-20} iodides, and more specifically methyl bromide, ethyl bromide, methyl chloride, ethyl chloride, methyl iodide, ethyl iodide, benzyl bromide, benzyl chloride, or benzyl iodide.

[00109] Examples of acid halides include acetyl chloride, acetyl bromide, acetyl iodide, benzyl chloride, benzyl bromide, benzyl iodide, propionyl chloride, propionyl bromide, and propionyl iodide. Examples of unsaturated double-bonds include vinylic and allylic-double bonds. Examples of activated esters include *N*-hydroxysuccinimidyl-, *para*-nitrophenolic-, and

perfluorinated phenolic carbonyl esters. Specific examples of orthogonally reactive compounds include, but are not limited to, the following: *para*-chloromethylstyrene, 4-(bromomethyl)benzoyl bromide (4-BBB), 2-bromopropanoyl bromide, and 2-bromoacetyl bromide, and combinations thereof and the like. Other combinations will be apparent to those of skill in the art.

[00110] Suitable thiocarbonylthio moieties can include xanthate esters, dithioesters, dithiocarbamates, trithiocarbonates, and the like. Specific and preferred thiocarbonylthio functional groups are shown below in the following structures:



[00111] where *w* is an integer from 1-12, R_{10} , R_{11} , and R_{12} can be any optionally substituted alkyl or aryl group, and in some embodiments an alkyl or aryl optionally substituted with an amino group. In one embodiment, R_{10} is C_1 - C_6 alkyl (with C_1 being most preferred) and R_{11} is a phenyl group, or a heterocyclic group. In other embodiments, R_{10} is a C_{1-6} alkyl and R_{11} is a carbon-linked aromatic heterocycle (e.g. 4-pyridinyl). In other embodiments, R_{12} is a phenyl or benzyl, with phenyl being preferred.

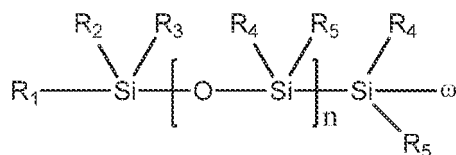
[00112] In one embodiment, the polymerization agent is at least one thiocarbonylthio-containing compound, and in one embodiment, at least one xanthate. In another embodiment, the thiocarbonylthio-containing compound is a dithiocarbamate. In another embodiment, at least one trithiocarbonate is employed. Yet, in another embodiment, a dithioester is employed.

[00113] Examples of suitable reactive thiocarbonylthio nucleophiles include, but are not limited to *O*-alkyl-xanthogenate salts, *N*-alkyl-carbamodithioate salts, *S*-alkyl-trithiocarbonate salts, *N*-alkyl-carbamodithioate salts, and phenyl, benzyl, or alkyl dithioate salts. Preferred

thiocarbonylthio nucleophiles include *O*-alkyl-xanthogenate salts and *S*-alkyl-trithiocarbonate salts. Specific examples include Group I and II Alkali Metal salts of dipotassium trithiocarbonate, *O*-ethyl carbonodithioate, *O*-propyl carbonodithioate, *O*-butyl carbonodithioate, *O*-pentyl carbonodithioate, *O*-hexyl carbonodithioate, *O*-decyl carbonodithioate, *O*-dodecyl carbonodithioate, *O*-(2,3-dihydroxypropyl) carbonodithioate, ethyl carbonotrithioate, propyl carbonotrithioate, butyl carbonotrithioate, pentyl carbonotrithioate, hexyl carbonotrithioate, decyl carbonotrithioate, dodecyl carbonotrithioate, 2,3-dihydroxypropyl carbonotrithioate, methyl(phenyl)carbamdithioate, methyl(pyridin-4-yl)carbamdithioate, benzodithioate, and 2-phenylethanedithioate.

[00114] The reaction of the orthogonally reactive compound and the thiocarbonylthio nucleophile form a chain transfer agent which is bound to the substrate associative [A] segment. For illustrative purposes, the invention will be described using the reactive, linear polysiloxane for the substrate associative [A] segment. The order of these reactions is not always critical and the components may be reacted in the order described above, together in one pot, or the thiocarbonylthio nucleophile and the orthogonal reactive component may be pre-reacted to form a chain transfer agent which may then be reacted with the reactive, linear polysiloxane.

[00115] When R_1 is monovalent, the reactive linear polysiloxane is terminated on one end by R_1 (as defined above) and on the other by a group capable of reacting with at least one of the orthogonally reactive groups RG^1 and RG^2 . For example when at least one of RG^1 or RG^2 is a vinyl, the polysiloxane reactive group may be a silane. In another example where at least one RG^1 or RG^2 is an activated ester, the polysiloxane reactive group may be a nucleophilic moiety such as a primary alcohol or amine, which may be selected from aminopropyl or hydroxypropyl. The polysiloxane may be selected from C_1 - C_4 polyalkyl and polyaryl siloxanes. Examples of suitable polysiloxanes include polydimethylsiloxane, polydiethylsiloxane, polydiphenylsiloxanes and copolymers thereof. The reactive linear polysiloxane may be selected from compounds of the formula:

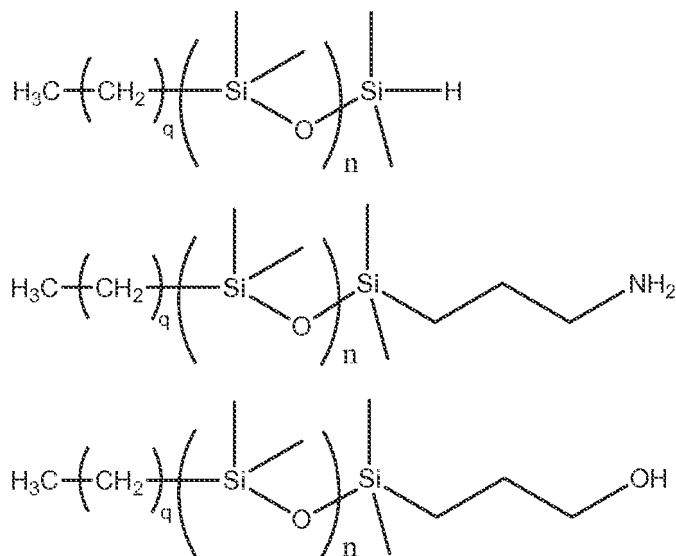


Formula XI

[00116] Wherein R_1 through R_5 are defined as above, and n is about 6-about 200, about 6-about 60, about 6-about 50, about 6-about 20, about 6-about 15, about 6-about 12 and in some embodiments about 10-about 12 siloxane repeating units. For example, it will be appreciated that in some embodiments n may represent a range. For example reactive linear polysiloxane where n is 10 may contain polysiloxanes, and in some embodiments polydialkyl siloxanes, and in another embodiment, polydimethylsiloxanes having repeating units ranging from 8 to 12, centered around 10. In some embodiments R_1 is a C_{1-4} alkyl group and R_2 through R_5 are methyl. In another embodiment R_1 is selected from methyl, ethyl, propyl, or butyl.

[00117] ω is independently selected from H, unsubstituted C_{1-12} alkyl, C_{1-12} alkyl substituted with hydroxyl, amino and the like, and in some embodiments, ω is selected from unsubstituted C_{1-4} alkyl, C_{1-4} alkyl substituted with hydroxyl, amino and the like and combinations thereof.

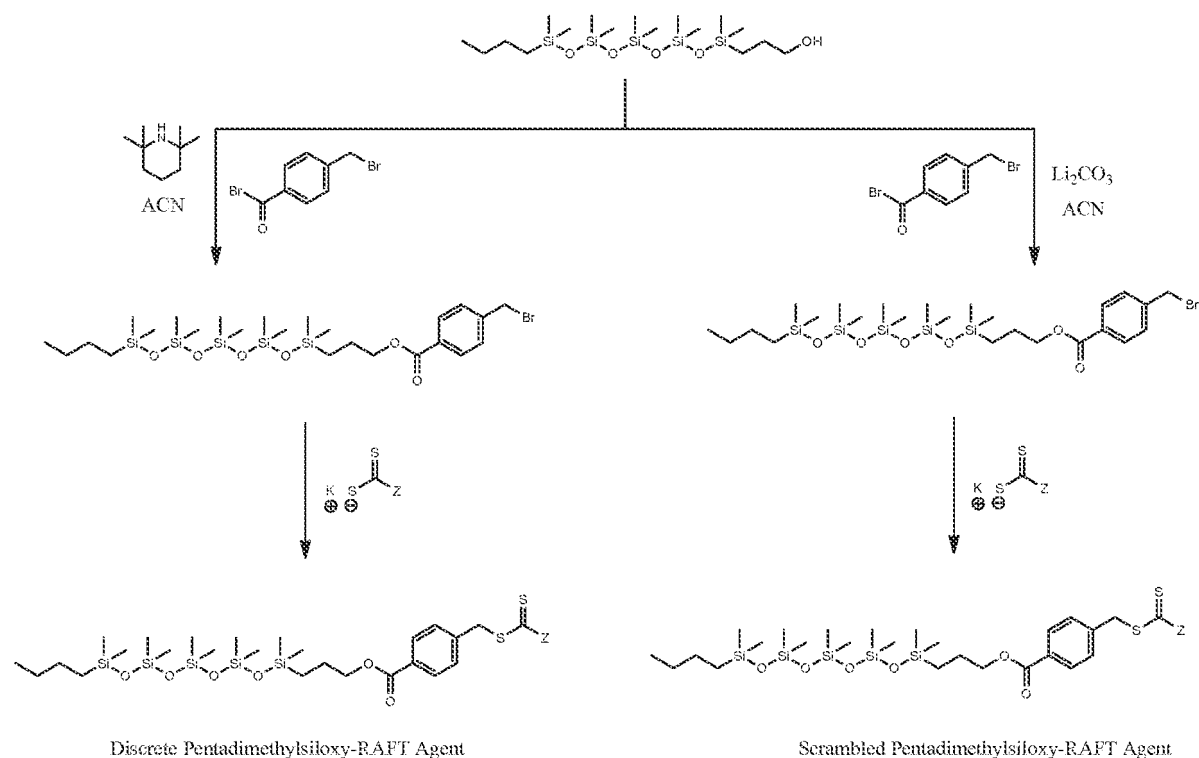
[00118] Specific examples of reactive linear polysiloxanes include



[00119] In one embodiment q is 0 to 9, 0 to 5, and in some embodiments 0- 3, and in some embodiments 0 or 3.

[00120] When the polysiloxane-functional RAFT agent is prepared via esterification or amidation with an orthogonally reactive compound containing both an acid halide and an alkyl halide (e.g. 4-BBB), the reaction may be conducted in the presence of at least one acid scavenger. This is depicted in Reaction Scheme I, below. Acid scavengers include carbonate

salts, such as Na_2CO_3 or Li_2CO_3 , tertiary amines, such as triethylamine (TEA), or a non-nucleophilic hindered secondary amine, such as 2,2,6,6-tetramethylpiperidine (TMP). To prevent uncontrolled scrambling of the polysiloxane during the reaction, TMP is preferred over carbonate salts. Also, in some embodiments, TMP is preferred over TEA due to its low reactivity with alkyl halides and acid halides. Sterically-hindered tertiary amines, such as ethyl-di(2-methylpropyl)amine, may also be used, so long as their reactivity with alkyl and acid halides is very low.



Discrete Pentadimethylsiloxo-RAFT Agent

Scrambled Pentadimethylsiloxo-RAFT Agent

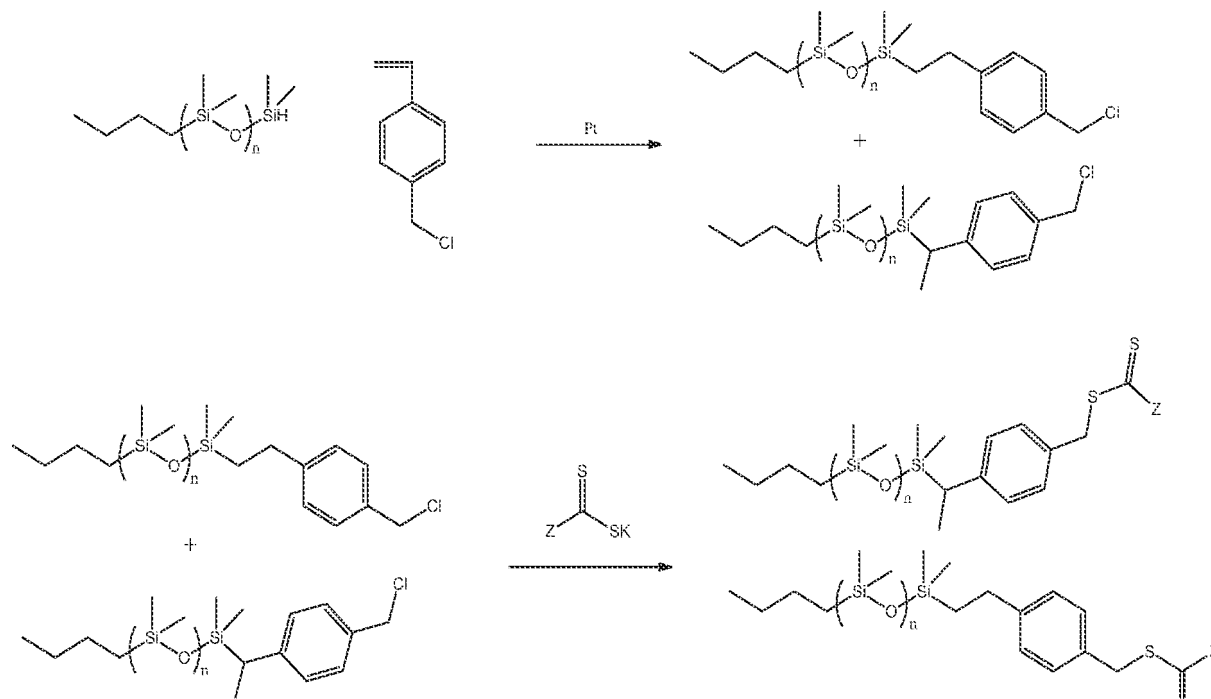
10

Reaction Scheme I

[00121] When the polysiloxane-functional RAFT agent is prepared via hydrosilylation chemistry with an orthogonally reactive compound containing a reactive double bond and an alkyl halide (e.g. 1-(chloromethyl)-4-vinylbenzene), the reaction is conducted in the presence of a Pt catalyst, such as Karstedt's Catalyst. This reaction pathway, shown below in Reaction Scheme II, is preferred to esterification or amidiation, due to the fact that the number of required reaction steps is lower and the scrambling of the polysiloxane is mitigated. Furthermore, the final product of this reaction pathway yields a more hydrolytically stable linkage (i.e. X) between

15

R_6 and the polydialkylsiloxane chain. In the final RAFT polymer, this yields a pure carbon-containing divalent linkage between the polydialkylsiloxane segment and the polymer.



Reaction Scheme II

5

[00122] The number of polydialkylsiloxane groups and thiocarbonylthio-moieties that are reacted with the orthogonally-reactive compound depends upon the nature of the reactive silicone, the nature and number of the specific functional groups on the orthogonally-reactive component, and the reactive nature of the thiocarbonylthio nucleophile used to form the final compound of interest, namely the polydialkylsiloxane-functional RAFT agent. For example, if a hydroxypropyl-terminal n-butylpolydimethylsiloxane is reacted with 4-(bromomethyl)benzoyl bromide (4-BBB) in the presence of TMP (see Reaction Scheme I), one skilled in the art would expect to observe ester formation between the hydroxypropyl-terminal n-butyl polydimethylsiloxane and the acid bromide of 4-BBB. One would not expect a thiocarbonylthio nucleophilic salt to react with the acid chloride on 4-BBB; but instead, displacement of the acid bromide on the 4-BBB by said thiocarbonylthio nucleophilic salt would be anticipated. If an orthogonally-reactive compound containing one acid halide and two alkyl halides was employed instead of 4-BBB, e.g. 3,5-bis(bromomethyl)benzoyl bromide, one would expect to obtain a

10

15

polydialkylsiloxane-functional RAFT agent containing two separate, but covalently attached, thiocarbonylthio moieties. When polymerized in the presence of a hydrophilic monomer, this specific polysiloxane-functional RAFT agent would yield a polymeric structure containing a single polysiloxane segment at one end of the chain and two hydrophilic segments at the opposite end. Analogous synthetic pathways that employ above-mentioned hydrosilylation chemistry and lead to structures with two or more hydrophilic segments and one linear silicone segment, or structures with two or more linear silicone segments and one hydrophilic segment would be understood by those skilled in the art to be suitable.

[00123] The reaction may be conducted at temperatures ranging from 0° C to about 100° C. In one embodiment the reaction is conducted at about ambient temperature. The reaction may be conducted for times from about 1 min to about 24 hours, and in some embodiments from about 1 hour to about 3 hours. The product of the reaction is a polysiloxane RAFT agent or silicone-functional [A]-CRP agent.

[00124] The reaction may be conducted neat or in at least one polar aprotic solvent which is capable of dissolving the functional polysiloxane, thiocarbonyl compound and the orthogonally reactive compound and the intermediates formed by their reaction. Suitable solvents include acetonitrile, acetone, DMF, NMP and combinations thereof and the like.

[00125] In one embodiment the polydimethylsiloxane RAFT agent is contacted with an appropriately selected monomer, a free radical initiating species (i.e. a free radical initiator such as CGI-819 or AIBN), and optionally, a solvent that is capable of solvating all reactants and products used in and resulting from the reaction, respectively. Reaction times for this step are from about 1 minute to about 12 hours and in some embodiments from about 1 to about 6 hours. Reaction temperatures include those between about 0° C and about 150° C.

Polymerization Conditions

[00126] The number average molecular weight of each ζ -primary chain, $M_{n_{\zeta-PC}}$, in a given polymerization produced from contacting a polysiloxane-functional RAFT agent or associative [A]-CRP agent, and a non-silicone-functional RAFT agent (when required), with at least one hydrophilic monomer, free radical initiator, and cross-linking agent can be targeted using the following equation:

$$M_{n_{\zeta-PC}} = M_{n_M} + M_{n_{XL}} + \varepsilon + \phi$$

where

$$M_{n_M} = \frac{[M]}{([CTA_{Silicone}] + [CTA_{Std}])} \cdot X \cdot MW_{monomer} \quad M_{n_{XL}} = \frac{[XL]}{([CTA_{Silicone}] + [CTA_{Std}])} \cdot \frac{X}{\psi} \cdot MW_{XL}$$

$$\varepsilon = \frac{[CTA_{Silicone}]}{([CTA_{Silicone}] + [CTA_{Std}])} \cdot MW_{CTA_{Silicone}} \quad \phi = \frac{[CTA_{Std}]}{([CTA_{Silicone}] + [CTA_{Std}])} \cdot MW_{CTA_{Std}}$$

[00127] M_{n_M} , $M_{n_{XL}}$, ε , and ϕ represent the individual contributions of molecular weight for the monomer, cross-linker, silicone-functional RAFT agent, and non-silicone-functional RAFT agent that (when summed) are equal to the number average molecular weight of a ζ -primary chain, i.e. $M_{n_{\zeta-PC}}$. ψ is the number of reactive functional groups on the crosslinker, $[M]$ is the reactive monomer concentration, $[XL]$ is the cross-linker concentration, X is the extent of conversion in fractional form, $[CTA_{Silicone}]$ is the concentration of silicone-functional RAFT agent, $[CTA_{Std}]$ is the concentration of non-silicone RAFT agent, if used, and $MW_{monomer}$, MW_{XL} , $MW_{CTA_{Silicone}}$, and $MW_{CTA_{Std}}$ are the molecular weights of reactive monomer, cross-linker, silicone-functional RAFT agent, and non-silicone RAFT agent, respectively.

[00128] Rearrangement of the equation gives the predicted degree of polymerization (DP) for the hydrophilic polymer segment, $DP_{Q-Segment}$, at a given monomer conversion. If X is unity (i.e. the polymerization reaches 100 % conversion), and $MW_{CTA_{Silicone}}$ and $MW_{CTA_{Std}}$ are neglected in the calculation because they are not part of the Q-segment, the equation reduces to an expression that predicts the target number average DP for the hydrophilic Q-segment, $DP_{n_{Q-Segment}}$, within a single ζ -primary chain that would be obtained for a given polymerization that reaches 100 % conversion:

$$M_{n_{Q-Segment}} = M_{n_M} + M_{n_{XL}}$$

Solving for $DP_{n_{Q-Segment}}$ gives:

$$DP_{n_{Q-Segment}} = \frac{M_{n_M}}{MW_M} + \frac{M_{n_{XL}}}{\frac{MW_{XL}}{\psi}} = DP_{n_M} + \frac{DP_{n_{XL}}}{\psi}$$

$$DP_{n_{Q-Segment}} = \frac{[M]}{([CTA_{Silicone}] + [CTA_{Std}])} + \frac{[XL]}{([CTA_{Silicone}] + [CTA_{Std}])} \cdot \frac{1}{\psi}$$

5 Equation 2.

[00129] It should be apparent to those of skill in the art that while these equations do predict the number average molecular weight of a ζ -primary chain, $M_{n_{\zeta-PC}}$, and the number average degree of polymerization of the hydrophilic [Q] segment, namely, $DP_{n_{Q-Segment}}$, it does not predict the total DP or overall average molecular weight of the ζ -cluster, which is formed due to the participation of the cross-linker in the RAFT polymerization and the fact that ζ -primary chains become randomly cross-linked to each other and to other growing ζ -clusters.. The MW of a given ζ -cluster is much higher than that of an individual ζ -primary chain found within that ζ -cluster and may or may not be an exact multiple of the average $M_{n_{\zeta-PC}}$ for a given polymerization.

15 [00130] One target $DP_{n_{Q-Segment}}$ is in the range of about 10 to 10,000, with 50 to 1500 being preferred, 50 to 1000 being preferred, and 50-500 being most preferred.

[00131] Polymerization conditions for the polymerization of the hydrophilic monomer in the presence of the appropriate polydialkylsiloxane RAFT agent and cross-linking agent to form the block copolymer are selected based upon the initiator system used and to provide the desired balance between chain growth and termination. Other polymerization components, such as solvents, initiator and additives may also be selected such that they have a low transfer constant toward the propagating radical. and are fully miscible with all other polymerization components

20 [00132] The cross-linker may be added to the polymerization solution at the beginning of the reaction or withheld until a later point in the reaction to manipulate the architecture of the resulting nanogel material in a way that gives a desired structure or property. Alternatively, the

reactive groups on the cross-linker may be selected such that incorporation into the propagating polymer backbones is less random and thus forms polymeric nanogels that have a less evenly distributed cross-link density. If a polymeric nanogel with more “blocky” incorporation of the cross-linker is desired, a crosslinker with a different reactivity to that of the propagating mono-vinyl monomer may be used. For example, a dimethacrylated cross-linker may be employed in the formation of a nanogel with an acrylamido, mono-vinyl monomer. For some embodiments that exploit CRP, this would result in a “tapered” incorporation of the cross-linker into the Q-segment backbone, i.e. one end of each Q-segment would be richer in divinyl monomer than the other. Alternatively, for embodiments where a random distribution of the cross-linker throughout the Q segment is desired, the cross-linker may be selected so that both of its reactive sites have similar reactivities (or identical functional groups) to that of the propagating mono-vinyl monomer. In some embodiments, cross-linkers containing functional groups with different reactivities, e.g. 2-(acryloyloxy)ethyl methacrylate or *N*-(2-acrylamidoethyl)methacrylamide, may be employed. Those skilled in the art would expect such structures to also incorporate across each Q-segment in a less-random fashion to that of an analogous system which contains matched reactivities for all reactive functional groups.

[00133] In embodiments where the block copolymer is made via RAFT, the initiating system is chosen such that under the reaction conditions there is no substantial adverse interaction of the initiator or the initiating radicals with the transfer agent. The initiator should also have the requisite solubility in the reaction medium or monomer mixture. The initiator is selected based upon the hydrophilic monomer selected. For example, where free radical reactive hydrophilic monomers are used, the initiator may be any initiator capable of providing a radical source, such as photoinitiators, thermal initiators, redox initiators and gamma initiators. Suitable photoinitiators include the UV and visible photoinitiators described below. Thermal initiators are chosen to have an appropriate half life at the temperature of polymerization. These initiators can include one or more of the following compounds: 2,2'-azobis(isobutyronitrile), 2,2'-azobis(2-cyano-2-butane), dimethyl 2,2'-azobisdimethylisobutyrate 4,4'-azobis(4-cyanopentanoic acid), 1,1'-azobis(cyclohexanecarbonitrile), 2-(*t*-butylazo)-2-cyanopropane, 2,2'-azobis[2-methyl-*N*-(1,1)-bis(hydroxymethyl)-2-hydroxyethyl] propionamide, 2,2'-azobis[2-methyl-*N*-hydroxyethyl]-propionamide, 2,2'-azobis(*N,N'*-dimethyleisobutyramidine) dihydrochloride, 2,2'-azobis (2-amidinopropane)dihydrochloride, 2,2'-azobis(*N,N'*-

dimethyleneisobutyramine), 2,2'-azobis(2-methyl-N-[1,1-bis(hydroxymethyl)-2-hydroxyethyl] propionamide), 2,2'-azobis(2-methyl-N-[1,1-bis(hydroxymethyl)ethyl] propionamide), 2,2'-azobis[2-methyl-N-(2-hydroxyethyl) propionamide], 2,2'-azobis(isobutyramide) dihydrate, 2,2'-azobis(2,2,4-trimethylpentane), 2,2'-azobis(2-methylpropane), t-butyl peroxyacetate, t-butyl peroxybenzoate, t-butyl peroxyoctoate, t-butyl peroxyneodecanoate, t-butylperoxy isobutyrate, t-amyl peroxy pivalate, t-butyl peroxy pivalate, di-isopropyl peroxydicarbonate, dicyclohexyl peroxydicarbonate, dicumyl peroxide, dibenzoyl peroxide, dilauroyl peroxide, potassium peroxydisulfate, ammonium peroxydisulfate, di-t-butyl hyponitrite, dicumyl hyponitrite. In one embodiment, the thermal initiator is selected from initiators that generate free radicals at moderately elevated temperatures, such as lauryl peroxide, benzoyl peroxide, isopropyl percarbonate, azobisisobutyronitrile combinations thereof, and the like.

[00134] Examples of redox initiators include combinations of the following oxidants and reductants:

[00135] oxidants: potassium peroxydisulfate, hydrogen peroxide, t-butyl hydroperoxide.

[00136] reductants: iron (II), titanium (III), potassium thiosulfite, potassium bisulfate.

[00137] In one embodiment, the initiator is selected from photoinitiators which have the requisite solubility in the reaction medium or monomer mixture and have an appropriate quantum yield for radical production under the conditions of the polymerization. Examples include benzoin derivatives, benzophenone, acyl phosphine oxides, and photo-redox systems. In another embodiment the initiator is selected from visible initiators selected from 1-hydroxycyclohexyl phenyl ketone, 2-hydroxy-2-methyl-1-phenyl-propan-1-one, bis(2,6-dimethoxybenzoyl)-2,4,4-trimethylpentyl phosphine oxide (DMBAPO), bis(2,4,6-trimethylbenzoyl)-phenyl phosphine oxide (Irgacure 819), 2,4,6-trimethylbenzoyldiphenyl phosphine oxide and 2,4,6-trimethylbenzoyl diphenylphosphine oxide, benzoin methyl ester and a combination of camphorquinone and ethyl 4-(N,N-dimethylamino)benzoate, combinations thereof and the like. In another embodiment the initiator comprises at least one phosphine oxide containing photoinitiator, and in another embodiment, bis(2,4,6-trimethylbenzoyl)-phenyl phosphine oxide. When a photoinitiator is used, the reaction mixture is irradiated using radiation in the activating wavelength for the selected photoinitiator.

[00138] The polymerization may be conducted in solution, suspension or emulsion, under batch, continuous or feed mode. In one embodiment the process is conducted by adding

polymerization agent to the reaction mixture containing the polysiloxane terminated chain transfer agent. Other conditions may be used and are known in the art.

Block Copolymer

5 [00139] The block copolymers provided herein may be purified via known means such as solvent precipitation and/or subsequent solvent extractions or by dialysis or related purification techniques such as, but not limited to tangential flow filtration (TFF).

[00140] The block copolymers provided herein have at least one terminal substrate associative chain and, in some embodiments where RAFT polymerization is used and where the
10 RAFT agent is not removed prior to use, a RAFT polymerization agent at the terminal end.

[00141] Frequently the RAFT polymerization agents are not thermally or hydrolytically stable, and thus it is a benefit of embodiments of the present invention that the RAFT polymerization agents are at the terminal end as they may be readily cleaved or replaced prior to incorporation into the polymer substrates. Prior to their end-use, the block copolymers may be
15 isolated and employed in a subsequent "chain-extension" polymerization with an additional suitable monomer. Alternatively, the RAFT polymerization agent may be left on the block copolymer and either cleaved during incorporation into the polymer substrate or during use (if the RAFT and/or its degradants are non-toxic, non-irritating). In one embodiment the RAFT polymerization agent is removed prior to incorporating the block copolymers into the substrates,
20 or the solutions to be contacted with the substrates. Suitable processes for removing the end groups include, but are not limited to reaction with amines, such as disclosed in US7109276, US6794486, US7807755, US2007232783, US2010137548, US5385996, and US5874511. Other end-group removal techniques, such as thermolysis or radical reduction, may be employed in some embodiments as well.

25 [00142] In one embodiment, the block copolymers have the structure represented in Formula I, above.

In another embodiment, the block copolymers may be formed using conventional free radical reactions. In this embodiment the block copolymers may be formed by the free radical reaction of at least one hydrophilic monomer and an azo-type macro initiator with a hydrophobic segment
30 having a molecular weight between about 300 and about 1800 via processes disclosed in US2010/0099829 and co-filed application USSN 61/482,260.

Hydrophobic or Partially Hydrophobic Substrates

[00143] The block copolymers disclosed herein may be non-covalently associated with a variety of hydrophobic, partially hydrophobic, hydrophilic, or amphiphilic substrates, such as polymeric articles formed from polysiloxanes, silicone hydrogels, conventional hydrogels, polymethyl methacrylate, polyethylene, polypropylene, polycarbonate, polyethylene terephthalate, polytetrafluoroethylene, glass, metal and mixtures and copolymers thereof and the like. The association occurs, provided there is sufficient affinity between the functional groups contained within the [A] block of the block copolymer and those found on or within a given substrate.

Examples of substrates which may be treated to associate the block copolymers of the present invention therewith include polymers and metals used for implantable devices, sutures, graft substrates, punctal plugs, catheters, stents, wound dressings, surgical instruments, ophthalmic devices and the like.

[00144] Additional examples of at least partially hydrophobic polymer matrices include highly crosslinked ultra high molecular weight polyethylene (UHMWPE), which is used for implantable devices, such as joint replacements, are made typically has a molecular weight of at least about 400,000, and in some embodiments from about 1,000,000 to about 10,000,000 as defined by a melt index (ASTM D-1238) of essentially 0 and reduced specific gravity of greater than 8 and in some embodiments between about 25 and 30.

[00145] Absorbable polymers suitable for use as yarns in making sutures and wound dressings include but are not limited to aliphatic polyesters which include but are not limited to homopolymers and copolymers of lactide (which includes lactic acid d-,l- and meso lactide), glycolide (including glycolic acid), ϵ -caprolactone, p-dioxanone (1,4-dioxan-2-one), trimethylene carbonate (1,3-dioxan-2-one), alkyl derivatives of trimethylene carbonate, δ -valerolactone, β -butyrolactone, γ -butyrolactone, ϵ -decalactone, hydroxybutyrate, hydroxyvalerate, 1,4-dioxepan-2-one (including its dimer 1,5,8,12-tetraoxacyclotetradecane-7,14-dione), 1,5-dioxepan-2-one, 6,6-dimethyl-1,4-dioxan-2-one and polymer blends thereof.

[00146] Non-absorbable polymer materials such as but are not limited to, polyamides (polyhexamethylene adipamide (nylon 66), polyhexamethylene sebacamide (nylon 610), polycapramide (nylon 6), polydodecanamide (nylon 12) and polyhexamethylene isophthalamide (nylon 61) copolymers and blends thereof), polyesters (e.g. polyethylene terephthalate, polybutyl

terephthalate, copolymers and blends thereof), fluoropolymers (e.g. polytetrafluoroethylene and polyvinylidene fluoride) polyolefins (e.g. polypropylene including isotactic and syndiotactic polypropylene and blends thereof, as well as, blends composed predominately of isotactic or syndiotactic polypropylene blended with heterotactic polypropylene (such as are described in U.S. Patent 4,557,264 issued December 10, 1985 assigned to Ethicon, Inc. hereby incorporated by reference) and polyethylene (such as is described in U.S. Patent 4,557,264 issued December 10, 1985 assigned to Ethicon, Inc. and combinations thereof.

[00147] The body of the punctal plugs may be made of any suitable biocompatible polymer including, without limitation, silicone, silicone blends, silicone co-polymers, such as, for example, hydrophilic monomers of pHEMA (polyhydroxyethylmethacrylate), polyethylene glycol, polyvinylpyrrolidone, and glycerol. Other suitable biocompatible materials include, for example fluorinated polymers, such as, for example, polytetrafluoroethylene ("PTFE"), polyvinylidene fluoride ("PVDF"), and teflon; polypropylene; polyethylene; nylon; and ethylene vinyl alcohol ("EVA").

[00148] Polymeric parts of ultrasonic surgical instruments may be made from polyimides, fluoro ethylene propene (FEP Teflon), PTFE Teflon, silicone rubber, EPDM rubber, any of which may be filled with materials such as Teflon or graphite or unfilled. Examples are disclosed in US20050192610 and US 6458142. For these embodiments, the block copolymer may be mixed with a solvent that swells the at least partially hydrophobic polymer matrix and then contacted with the polymer matrix.

[00149] In one embodiment, the block copolymers are associated with preformed articles including silicone ophthalmic devices such as lenses or punctual plugs, silicone hydrogel articles, such as silicone hydrogel lenses. In this embodiment it is believed that the terminal polysiloxane associates with the substrate which comprises hydrophobic polymer components. In this embodiment, the block copolymer is dissolved in a solvent which also swells the substrate. The polymer substrate is contacted with a solution comprising the block copolymer. When the substrate is a silicone hydrogel article, such as a contact lens, suitable solvents include packing solution, storing solution and cleaning solutions. Using this embodiment as an example, the silicone hydrogel lens is placed in a packing solution comprising the block copolymer. The block copolymer is present in the solution in amounts between about 0.001 and about 10%, in

some embodiments between about 0.005 and about 2% and in other embodiments between about 0.01 and about 0.5 weight %, based upon all components in the solution.

[00150] The packing solutions may be any water-based solution that is used for the storage of contact lenses. Typical solutions include, without limitation, saline solutions, other

5 buffered solutions, and deionized water. The preferred aqueous solution is saline solution containing salts including, without limitation, sodium chloride, sodium borate, sodium phosphate, sodium hydrogenphosphate, sodium dihydrogenphosphate, or the corresponding potassium salts of the same. These ingredients are generally combined to form buffered solutions that include an acid and its conjugate base, so that addition of acids and bases cause

10 only a relatively small change in pH. The buffered solutions may additionally include 2-(N-morpholino)ethanesulfonic acid (MES), sodium hydroxide, 2,2-bis(hydroxymethyl)-2,2',2''-nitrilotriethanol, n-tris(hydroxymethyl)methyl-2-aminoethanesulfonic acid, citric acid, sodium citrate, sodium carbonate, sodium bicarbonate, acetic acid, sodium acetate, ethylenediamine tetraacetic acid and the like and combinations thereof. Preferably, the solution is a borate

15 buffered or phosphate buffered saline solution. The solutions may also include known additional components such as viscosity adjusting agents, antimicrobial agents, wetting agents, anti-stick agents, preservatives, polyelectrolytes, stabilizers, chelants, antioxidants, combinations thereof and the like.

[00151] The block copolymer may also be associated with the lens using organic solvents (with or without water as a co-solvent). In one embodiment, an organic solvent is used to both

20 swell the medical device, e.g. a contact lens medical device, and dissolve the block copolymer so that it may be imbibed. Suitable solvents may be selected to swell the medical device, to dissolve the block copolymer or both. In another embodiment the solvents may also be biocompatible so as to simplify manufacturing. The substrate is contacted with the block

25 copolymer under conditions sufficient to incorporate a lubricious and surface-wetting effective amount of the block copolymer. As used herein, a lubricious effective amount, is an amount necessary to impart a level of lubricity which may be felt manually (such as by rubbing the device between one's fingers) or when the device is used. Additionally, as used herein, a surface-wetting effective amount is an amount necessary to impart a level of increased

30 wettability to the lens, as determined via known contact angle measurement techniques (i.e. sessile drop, captive bubble, or dynamic contact angle measurements). It has been found that in

one embodiment, where the device is a soft contact lens, amounts of block copolymer as little as 50 ppm provide improved lens “feel” and lowered surface contact angles, as measured by sessile drop. Amounts of block copolymer greater than about 50 ppm, and more preferably amounts greater than about 100 ppm in the processing packaging, storing or cleaning solution, add a more pronounced improvement in feel. Thus, in this embodiment, the block copolymer may included in a solution in concentrations up to about 50,000 ppm, in some embodiments between about 10 and 5000 ppm, and in some embodiments between about 10 and about 2000ppm. In one embodiment the solution comprising the block copolymer is free from visible haze (clear). The packaged lens may be heat treated to increase the amount of block copolymer which permeates and becomes entangled in the lens. Suitable heat treatments, include, but are not limited to conventional heat sterilization cycles, which include temperatures of about 120°C for times of about 20 minutes and may be conducted in an autoclave. If heat sterilization is not used, the packaged lens may be separately heat treated. Suitable temperatures for separate heat treatment include at least about 40°C, and preferably between about 50°C and the boiling point of the solution. Suitable heat treatment times include at least about 10 minutes. It will be appreciated that higher temperatures will require less treatment time.

[00152] It is a benefit of the present invention that the step of associating the semi-crosslinked block copolymer with the desired substrate may be conducted in a single step without pretreatment, covalent reaction or tie layers. However, in some embodiments it may be desirable to contact the substrate/semi-crosslinked block copolymer construct with an additional polymer or nanogel to form a layered coating. The additional polymer may be linear, branched or crosslinked, and may have associating groups located at an end of the polymer, or throughout the polymer. Each additional polymer comprises groups which are capable of associating or reacting with groups contained in the polymer of the preceding layer. Thus, for substrates which were initially treated with a semi-crosslinked block copolymer comprising proton donating groups in the [Q] segment, the addition polymer would comprise, consist or consist essentially of proton receiving groups. Several alternating layers of WSC and additional polymer may be applied. Examples of polymers comprising proton receiving groups include but are not limited to poly-*N*-vinyl pyrrolidone, poly-*N*-vinyl-2- piperidone, poly-*N*-vinyl-2-caprolactam, poly-*N*-vinyl-3-methyl-2-caprolactam, poly-*N*-vinyl-3-methyl-2-piperidone, poly-*N*-vinyl-4-methyl-2-piperidone, poly-*N*-vinyl-4-methyl-2-caprolactam, poly-*N*-vinyl-3-ethyl-2- pyrrolidone, and

poly-*N*-vinyl-4,5-dimethyl-2-pyrrolidone, polyvinylimidazole, poly-*N,N*-dimethylacrylamide, polyvinyl alcohol, polyethylene-oxide, poly-2-ethyl-oxazoline, heparin polysaccharides, polysaccharides, mixtures and copolymers (including block or random, branched, multichain, comb-shaped or star shaped) thereof, Polymers and copolymers of Poly-*N*-vinylpyrrolidone (PVP) and poly-*N,N*-dimethylacrylamide may be used.

[00153] The second solution may be any of the solutions described above for contacting the substrates with the semi-crosslinked block copolymer. The at least one second polymer may be present in the solution in concentrations up to about 50,000 ppm, between about 10 and 5000 ppm, or between about 10 and about 2000ppm. Because both polymers are non-ionic, the additional treating steps may be done at pH between about 6 and 8 and in some embodiments at about 7.

[00154] Many silicone hydrogel materials are known and may be used, including but not limited to senofilcon, galyfilcon, lotrafilcon A and lotrafilcon B, delefilcon, balafilcon, comfilcon, osmofilcon, enfilcon, filcon II, filcon IV and the like. Almost any silicone hydrogel polymer can be treated using the block copolymers provided herein, including but not limited to those disclosed in US6,637,929, WO03/022321, WO03/022322, US5,260,000, US5,034,461, US6,867,245, WO2008/061992, US5,760,100, US7,553,880, US20100048847, US2006/0063852.

[00155] Similar processes may be used for substrates made from polymers other than silicone hydrogels. The primary change will be in the selection of the solvent, which should solubilize the polymer and swell the substrate. Mixtures of solvents maybe used, and additional components, such as surfactants may be included if desired. For example where the article is a silicone article such as a silicone contact lens or a silicone punctal plug, the block copolymer may be dissolved in a solvent such as aliphatic alcohols, water and mixtures thereof. Specific examples include isopropanol, n-propanol and the like, at the concentrations described above.

[00156] In another embodiment, the block copolymer may be included in the reaction mixture from which the polymeric article is made. In such an embodiment, effective amounts of block copolymer might include quantities from about 0.1 % to 50 % of the total weight of all lens components, with quantities from about 1 % to 20 % being more preferred, and quantities from about 2 % to 15 % being most preferred. For example, where the article is a silicone hydrogel contact lens, the block copolymer may be included, in amounts up to about 20 weight%

in the contact lens reaction mixture with one or more silicone-containing components and one or more hydrophilic components. The silicone-containing components and hydrophilic components used to make the polymers disclosed herein can be any of the known components used in the prior art to make silicone hydrogels. These terms, specifically silicone-containing component and hydrophilic component, are not mutually exclusive, in that, the silicone-containing component can be somewhat hydrophilic and the hydrophilic component can comprise some silicone, because the silicone-containing component can have hydrophilic groups and the hydrophilic components can have silicone groups.

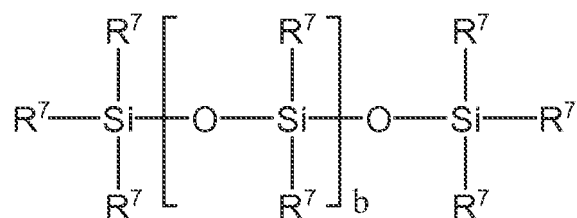
[00157] One advantage of the block copolymers disclosed herein is in embodiments where the block copolymer is formed by RAFT, the molecular weight (MW) and molecular weight distribution (MWD) may be readily controlled depending on the requirements of manufacture for the chosen article. For example, in one embodiment where the block copolymer is incorporated into a low viscosity reactive monomer mix, such as those used to form cast molded contact lenses, the MW of the block copolymer may be kept below about 100,000 g/mol. In one embodiment where controlled polymerization is used, the polydispersity of the ζ -primary chains is less than about 1.3. The ζ -cluster will have polydispersity values greater than 1.3. Having lower MW block copolymer allows addition of a higher concentration of the block copolymers according to embodiments of the present invention compared to commercially available polymers, such as PVP. Conventional polymers, such as PVP, have higher polydispersities, which can result in extremely viscous monomer mixes that tend to have processing issues due to stringiness.

[00158] The use of RAFT to prepare the nanogels of the present invention allows for the formation of nano-sized gels without the formation of macroscopically gelled polymer. In addition to this, such nanogels exhibit significantly lowered viscosities, when compared to the same linear polymers with equivalent molecular weights. As mentioned above, high molecular weight polymers with lower viscosities can be desirable for a variety of process applications, including minimizing the viscosity and "stringiness" of a given reactive monomer mix formulation.

[00159] A silicone-containing component is one that contains at least one [-Si-O-] group, in a monomer, macromer or prepolymer. In one embodiment, the Si and attached O are present in the silicone-containing component in an amount greater than 20 weight percent, and in another

embodiment greater than 30 weight percent of the total molecular weight of the silicone-containing component. Useful silicone-containing components comprise polymerizable functional groups such as (meth)acrylate, (meth)acrylamide, N-vinyl lactam, N-vinylamide, and styryl functional groups. Examples of silicone-containing components which are useful may be found in U.S. Pat. Nos. 3,808,178; 4,120,570; 4,136,250; 4,153,641; 4,740,533; 5,034,461
 5 5,760,100, 4,139,513, 5,998,498, US2006/0063852 and 5,070,215, and EP080539. All of the patents cited herein are hereby incorporated in their entireties by reference. These references disclose many examples of olefinic silicone-containing components.

[00160] Suitable silicone-containing components include compounds of the following
 10 formula:



Formula XII

[00161] where R^7 is independently selected from monovalent reactive groups, monovalent alkyl groups, or monovalent aryl groups, any of the foregoing which may further comprise functionality selected from hydroxy, amino, oxa, carboxy, alkyl carboxy, alkoxy, amido, carbamate, carbonate, halogen or combinations thereof; and monovalent siloxane chains comprising 1-100 Si-O repeat units which may further comprise functionality selected from alkyl, hydroxy, amino, oxa, carboxy, alkyl carboxy, alkoxy, amido, carbamate, halogen or combinations thereof;

20 [00162] where $b = 0$ to 500, where it is understood that when b is other than 0, b is a distribution having a mode equal to a stated value;

[00163] wherein at least one R^7 comprises a monovalent reactive group, and in some embodiments between one and 3 R^7 comprise monovalent reactive groups.

[00164] As used herein "monovalent reactive groups" are groups that can undergo free radical and/or cationic polymerization. Non-limiting examples of free radical reactive groups include (meth)acrylates, styryls, vinyls, vinyl ethers, substituted or unsubstituted C_{1-6} alkyl(meth)acrylates, (meth)acrylamides, C_{1-6} alkyl(meth)acrylamides, N-vinyl lactams, N-

vinylamides, C₂₋₁₂alkenyls, C₂₋₁₂alkenylphenyls, C₂₋₁₂alkenyl-naphthyls, C₂₋₆alkenylphenyl-C₁₋₆alkyls, O-vinylcarbamates and O-vinylcarbonates. Suitable substituents on said C₁₋₆ alkyls include ethers, hydroxyls, carboxyls, halogens and combinations thereof. Non-limiting examples of cationic reactive groups include vinyl ethers or epoxide groups and mixtures thereof. In one embodiment the free radical reactive groups comprises (meth)acrylate, acryloxy, (meth)acrylamide, and mixtures thereof.

[00165] Suitable monovalent alkyl and aryl groups include unsubstituted monovalent C₁ to C₁₆alkyl groups, C₆-C₁₄ aryl groups, such as substituted and unsubstituted methyl, ethyl, propyl, butyl, 2-hydroxypropyl, propoxypropyl, polyethylenoxypropyl, combinations thereof and the like.

[00166] In one embodiment R⁷ is selected from C₁₋₆alkyl(meth)acrylates, and C₁₋₆alkyl(meth)acrylamides, which may be unsubstituted or substituted with hydroxyl, alkylene ether or a combination thereof. In another embodiment R⁷ is selected from propyl(meth)acrylates and propyl (meth)acrylamides, wherein said propyl may be optionally substituted with hydroxyl, alkylene ether or a combination thereof.

[00167] In one embodiment b is zero, one R⁷ is a monovalent reactive group, and at least 3 R⁷ are selected from monovalent alkyl groups having one to 16 carbon atoms, and in another embodiment from monovalent alkyl groups having one to 6 carbon atoms. Non-limiting examples of silicone components of this embodiment include 2-methyl-2-hydroxy-3-[3-[1,3,3,3-tetramethyl-1-[(trimethylsilyl)oxy]disiloxanyl]propoxy]propyl ester ("SiGMA"),

[00168] 2-hydroxy-3-methacryloxypropyloxypropyl-tris(trimethylsiloxy)silane,

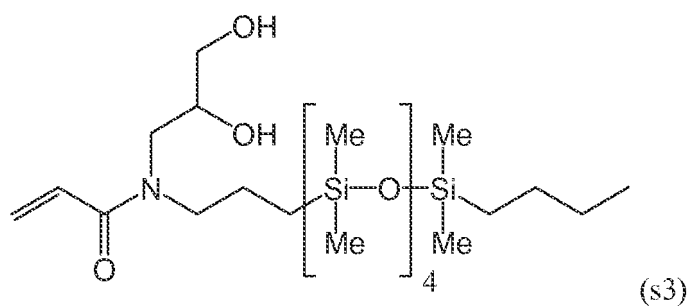
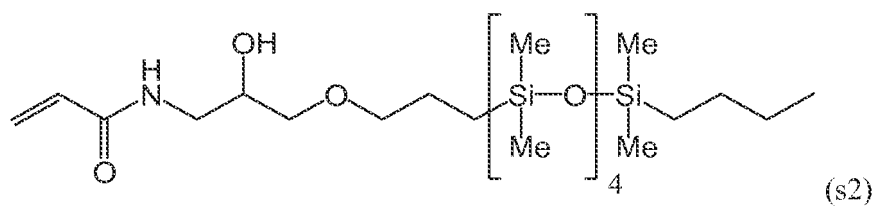
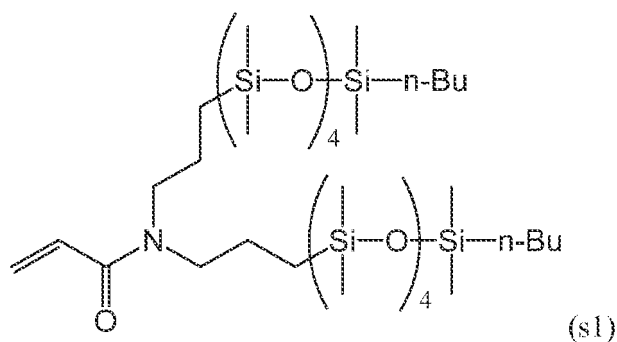
[00169] 3-methacryloxypropyltris(trimethylsiloxy)silane ("TRIS"),

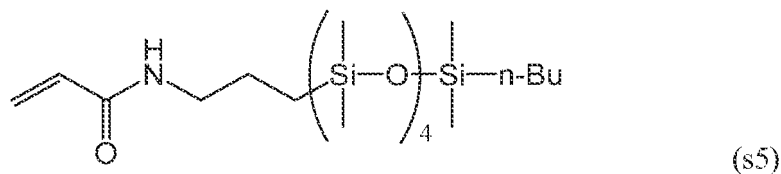
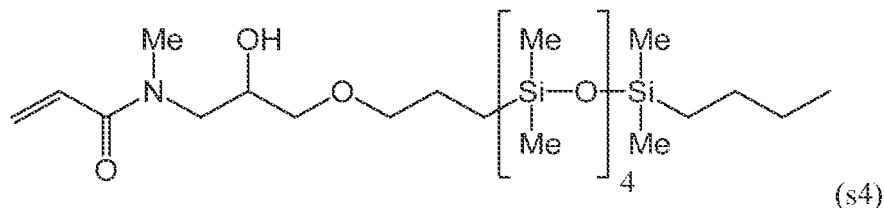
[00170] 3-methacryloxypropylbis(trimethylsiloxy)methylsilane and

[00171] 3-methacryloxypropylpentamethyl disiloxane.

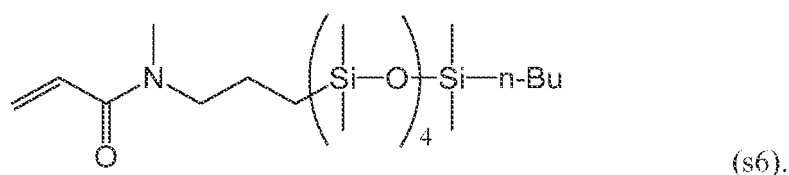
In another embodiment, b is 2 to 20, 3 to 15 or in some embodiments 3 to 10; at least one terminal R⁷ comprises a monovalent reactive group and the remaining R⁷ are selected from monovalent alkyl groups having 1 to 16 carbon atoms, and in another embodiment from monovalent alkyl groups having 1 to 6 carbon atoms. In yet another embodiment, b is 3 to 15, one terminal R⁷ comprises a monovalent reactive group selected from substituted or unsubstituted C₁₋₆alkyl(meth)acrylates, substituted or unsubstituted C₁₋₆alkyl(meth)acrylamides, the other terminal R⁷ comprises a monovalent alkyl group having 1 to 6 carbon atoms and the

remaining R^7 comprise monovalent alkyl group having 1 to 3 carbon atoms. Non-limiting examples of silicone components of this embodiment include (mono-(2-hydroxy-3-methacryloxypropyl)-propyl ether terminated polydimethylsiloxane (400-1000 MW)) ("OH-mPDMS"), monomethacryloxypropyl terminated mono-n-butyl terminated polydimethylsiloxanes (800-1000 MW), ("mPDMS"), *N*-(2,3-dihydroxypropane)-*N'*-(propyl tetra(dimethylsiloxy) dimethylbutylsilane)acrylamide methacrylamide silicones of the following formulae (s1) through (s6);



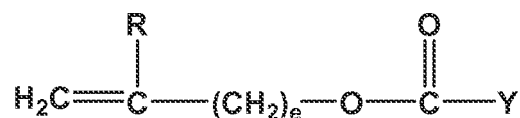


5



[00172] In another embodiment b is 5 to 400 or from 10 to 300, both terminal R^7 comprise monovalent reactive groups and the remaining R^7 are independently selected from monovalent alkyl groups having 1 to 18 carbon atoms which may have ether linkages between carbon atoms and may further comprise halogen.

[00173] In another embodiment, one to four R^7 comprises a vinyl carbonate or carbamate of the formula:



15

Formula XIII

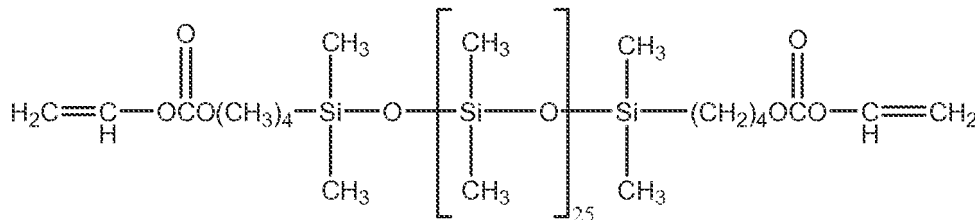
[00174] wherein: Y denotes O-, S- or NH-;

[00175] R denotes hydrogen or methyl; and q is 0 or 1.

[00176] The silicone-containing vinyl carbonate or vinyl carbamate monomers specifically include: 1,3-bis[4-(vinylloxycarbonyloxy)but-1-yl]tetramethyl-disiloxane; 3-(vinylloxycarbonylthio) propyl-[tris (trimethylsiloxy)silane]; 3-[tris(trimethylsiloxy)silyl] propyl

20

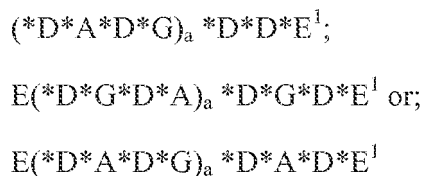
allyl carbamate; 3-[tris(trimethylsiloxy)silyl] propyl vinyl carbamate; trimethylsilylethyl vinyl carbonate; trimethylsilylmethyl vinyl carbonate, and



[00177] Where biomedical devices with modulus below about 200 are desired, only one
 5 R^7 shall comprise a monovalent reactive group and no more than two of the remaining R^7 groups will comprise monovalent siloxane groups.

[00178] In one embodiment, where a silicone hydrogel lens is desired, the lens will be made from a reaction mixture comprising at least about 20 weight % and in some embodiments between about 20 and 70%wt silicone-containing components based on total weight of reactive
 10 monomer components from which the polymer is made.

[00179] Another class of silicone-containing components includes polyurethane macromers of the following formulae:



Formulae XIV-XVI

[00180] wherein:

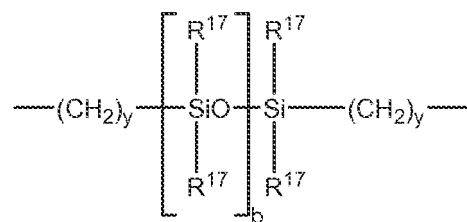
[00181] D denotes an alkyl diradical, an alkyl cycloalkyl diradical, a cycloalkyl diradical, an aryl diradical or an alkylaryl diradical having 6 to 30 carbon atoms,

20 [00182] G denotes an alkyl diradical, a cycloalkyl diradical, an alkyl cycloalkyl diradical, an aryl diradical or an alkylaryl diradical having 1 to 40 carbon atoms and which may contain ether, thio or amine linkages in the main chain;

[00183] * denotes a urethane or ureido linkage;

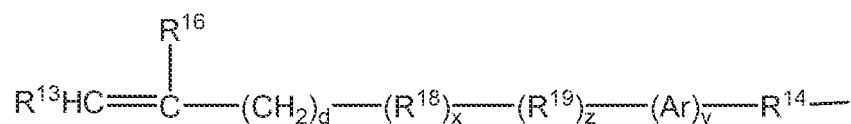
[00184] a is at least 1;

25 [00185] A denotes a divalent polymeric radical of formula:



Formula XVII

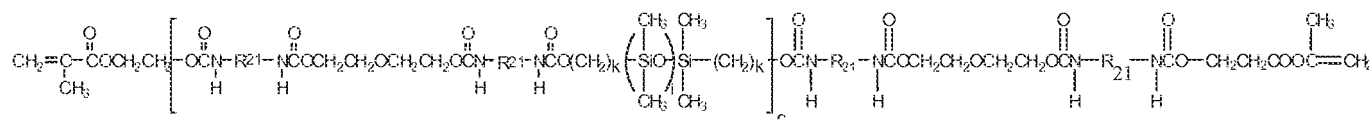
[00186] R¹⁷ independently denotes an alkyl or fluoro-substituted alkyl group having 1 to 10 carbon atoms which may contain ether linkages between carbon atoms; y is at least 1; and b provides a moiety weight of 400 to 10,000; each of E and E¹ independently denotes a polymerizable unsaturated organic radical represented by formula:



Formula XVIII

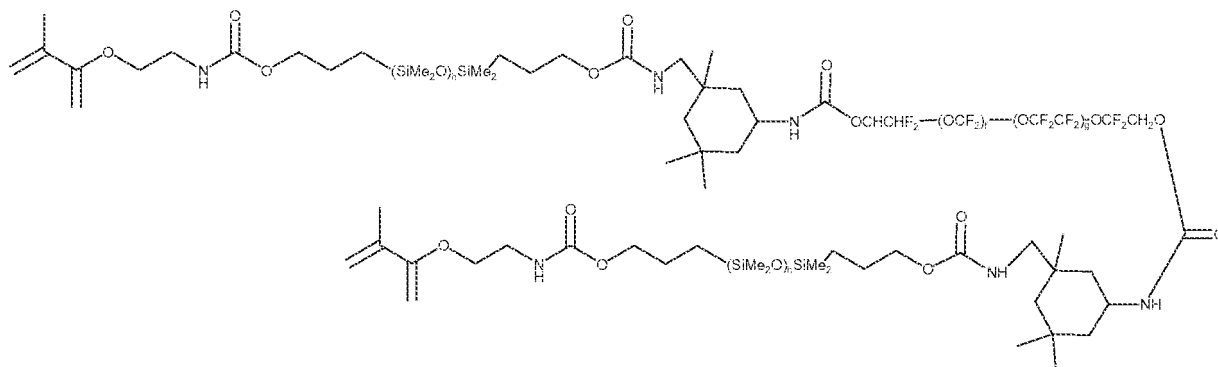
[00187] wherein: R¹⁶ is hydrogen or methyl; R¹³ is hydrogen, an alkyl radical having 1 to 6 carbon atoms, or a —CO—Y—R²⁰ radical wherein Y is —O—, —S— or —NH—; R²⁰ is a C₁₋₆ monovalent alkyl, and in some embodiments an unsubstituted C₁₋₃ alkyl; R¹⁴ is a divalent radical having 1 to 12 carbon atoms; R¹⁴ is a divalent radical having 1 to 12 carbon atoms; R¹⁸ denotes —CO— or —OCO—; R¹⁹ denotes —O— or —NH—; Ar denotes an aromatic radical having 6 to 30 carbon atoms; d is 0 to 6; x is 0 or 1; y is 0 or 1; and z is 0 or 1.

[00188] In one embodiment the silicone-containing component comprises a polyurethane macromer represented by the following formula:



Formula XIX

[00189] wherein R^{21} is a diradical of a diisocyanate after removal of the isocyanate group, such as the diradical of isophorone diisocyanate c is 1-5, k is 3-4 and j is 10-200 or 10-100. Another suitable silicone containing macromer is compound of formula XIX (in which $f + g$ is a number in the range of 10 to 30 h is a number in the range of 20-30, 22-26 or 25) formed by the reaction of fluoroether, hydroxy-terminated polydimethylsiloxane, isophorone diisocyanate and isocyanatoethylmethacrylate.



Formula XX

[00190] Other silicone-containing components suitable for use include those described in WO 96/31792 such as macromers containing polysiloxane, polyalkylene ether, diisocyanate, polyfluorinated hydrocarbon, polyfluorinated ether and polysaccharide groups. Another class of suitable silicone-containing components includes silicone containing macromers made via GTP, such as those disclosed in U.S. Pat. Nos. 5,314,960, 5,331,067, 5,244,981, 5,371,147 and 6,367,929. U.S. Pat. Nos. 5,321,108; 5,387,662 and 5,539,016 describe polysiloxanes with a polar fluorinated graft or side group having a hydrogen atom attached to a terminal difluoro-substituted carbon atom. US 2002/0016383 describe hydrophilic siloxanyl methacrylates containing ether and siloxanyl linkages and crosslinkable monomers containing polyether and polysiloxanyl groups. Any of the foregoing polysiloxanes can also be used as the silicone-containing component.

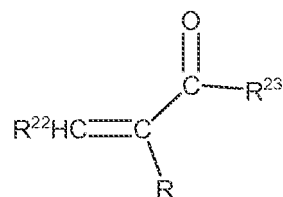
[00191] In one embodiment of the present invention where a modulus of less than about 120 psi is desired, the majority of the mass fraction of the silicone-containing components used in the lens formulation should contain only one polymerizable functional group ("monofunctional silicone containing component"). In this embodiment, to insure the desired balance of oxygen transmissibility and modulus it is preferred that all components having more than one polymerizable functional group ("multifunctional components") make up no more than

10 mmol/100 g of the reactive components, and preferably no more than 7 mmol/100 g of the reactive components.

[00192] In another embodiment, the reaction mixtures are substantially free of silicone containing components which contain trimethylsiloxy groups.

5 [00193] The silicone containing components may be present in amounts up to about 85 weight %, and in some embodiments between about 10 and about 80 and in other embodiments between about 20 and about 70 weight %, based upon all reactive components.

[00194] Hydrophilic components include those which are capable of providing at least about 20% and in some embodiments at least about 25% water content to the resulting lens when
 10 combined with the remaining reactive components. Suitable hydrophilic components include hydrophilic monomers, prepolymers and polymers and may be present in amounts between about 10 to about 60 weight % based upon the weight of all reactive components, in some embodiments about 15 to about 50 weight %, and in other embodiments between about 20 to about 40 weight %. The hydrophilic monomers that may be used to make the polymers have at
 15 least one polymerizable double bond and at least one hydrophilic functional group. Examples of polymerizable double bonds include acrylic, methacrylic, acrylamido, methacrylamido, fumaric, maleic, styryl, isopropenylphenyl, *O*-vinylcarbonate, *O*-vinylcarbamate, allylic, *O*-vinylacetyl and *N*-vinyl lactam and *N*-vinylamido double bonds. Such hydrophilic monomers may themselves be used as crosslinking agents. "Acrylic-type" or "acrylic-containing" monomers are
 20 those monomers containing the acrylic group



Formula XXI

[00195] wherein R is H or CH₃, R²² is H, alkyl or carbonyl, and R²³ is O or N, which are also known to polymerize readily, such as *N,N*-dimethylacrylamide (DMA), 2-hydroxyethyl
 25 (meth)acrylate, glycerol methacrylate, 2-hydroxyethyl methacrylamide, polyethyleneglycol monomethacrylate, methacrylic acid, acrylic acid, mixtures thereof and the like.

[00196] Hydrophilic vinyl-containing monomers which may be incorporated into the hydrogels include monomers such as *N*-vinyl lactams (e.g. *N*-vinyl pyrrolidone (NVP), *N*-vinyl-

2- piperidone, *N*-vinyl-2-caprolactam, *N*-vinyl-3-methyl-2- caprolactam, *N*-vinyl-3-methyl-2-
 piperidone, *N*-vinyl-4-methyl-2- piperidone, *N*-vinyl-4-methyl-2-caprolactam, *N*-vinyl-3-ethyl-2-
 pyrrolidone, *N*-vinyl-4,5-dimethyl-2-pyrrolidone); *N*-vinyl-*N*-methyl acetamide, *N*-vinyl-*N*-ethyl
 acetamide, *N*-vinyl-*N*-ethyl formamide, *N*-vinyl formamide, *N*-2-hydroxyethyl vinyl carbamate,
 5 *N*-carboxy- β -alanine *N*-vinyl ester, vinylimidazole with NVP being preferred in one
 embodiment.

[00197] Additional hydrophilic monomers which may be used include acrylamide, *N,N*-
 bis(2-hydroxyethyl)acrylamide, acrylonitrile, *N*-isopropyl acrylamide, vinyl acetate,
 (meth)acrylic acid, polyethylene glycol (meth)acrylates, 2-ethyl oxazoline, *N*-(2-hydroxypropyl)
 10 (meth)acrylamide, *N*-(2-hydroxyethyl) (meth)acrylamide, 2-methacryloyloxyethyl
 phosphorylcholine, 3-(dimethyl(4-vinylbenzyl)ammonio)propane-1-sulfonate (DMVBAPS), 3-
 ((3-acrylamidopropyl)dimethylammonio)propane-1-sulfonate (AMPDAPS), 3-((3-
 methacrylamidopropyl)dimethylammonio)propane-1-sulfonate (MAMPDAPS), 3-((3-
 (acryloyloxy)propyl)dimethylammonio)propane-1-sulfonate (APDAPS),
 15 methacryloyloxy)propyl)dimethylammonio)propane-1-sulfonate (MAPDAPS), *N*-vinyl-*N*-
 methylacetamide, *N*-vinylacetamide, *N*-vinyl-*N*-methylpropionamide, *N*-vinyl-*N*-methyl-2-
 methylpropionamide, *N*-vinyl-2-methylpropionamide, *N*-vinyl-*N,N'*-dimethylurea, and the like,
 and mixtures thereof. In one embodiment suitable hydrophilic monomers comprise *N*-vinyl
 pyrrolidone, *N*-vinyl-*N*-methylacetamide, 2-methacryloyloxyethyl phosphorylcholine,
 20 (meth)acrylic acid, *N,N*-dimethylacrylamide, *N*-hydroxypropyl methacrylamide, mono-glycerol
 methacrylate, 2-hydroxyethyl acrylamide, bishydroxyethyl acrylamide, and 2,3-dihydroxypropyl
 (meth)acrylamide and the like and mixtures thereof.

[00198] In some embodiments the hydrophilic monomers may also comprise charged
 monomers including but not limited to methacrylic acid, acrylic acid, 3-acrylamidopropionic
 25 acid (ACA1), 4-acrylamidobutanoic acid, 5-acrylamidopentanoic acid (ACA2), 3-acrylamido-3-
 methylbutanoic acid (AMBA), *N*-vinylloxycarbonyl- α -alanine, *N*-vinylloxycarbonyl- β -alanine
 (VINAL), 2-vinyl-4,4-dimethyl-2-oxazolin-5-one (VDMO), reactive sulfonate salts, including,
 sodium-2-(acrylamido)-2-methylpropane sulphonate (AMPS), 3-sulphopropyl (meth)acrylate
 potassium salt, 3-sulphopropyl (meth)acrylate sodium salt, bis 3- sulphopropyl itaconate di
 30 sodium, bis 3- sulphopropyl itaconate di potassium, vinyl sulphonate sodium salt, vinyl
 sulphonate salt, styrene sulfonate, sulfoethyl methacrylate, combinations thereof and the like.

[00199] Other hydrophilic monomers that can be employed include polyoxyethylene polyols having one or more of the terminal hydroxyl groups replaced with a functional group containing a polymerizable double bond. Examples include polyethylene glycol with one or more of the terminal hydroxyl groups replaced with a functional group containing a

5 polymerizable double bond. Examples include polyethylene glycol reacted with one or more molar equivalents of an end-capping group such as isocyanatoethyl methacrylate ("IEM"), methacrylic anhydride, methacryloyl chloride, vinylbenzoyl chloride, or the like, to produce a polyethylene polyol having one or more terminal polymerizable olefinic groups bonded to the polyethylene polyol through linking moieties such as carbamate or ester groups.

10 [00200] Still further examples are the hydrophilic vinyl carbonate or vinyl carbamate monomers disclosed in U.S. Pat. No. 5,070,215, and the hydrophilic oxazolone monomers disclosed in U.S. Pat. No. 4,190,277. Other suitable hydrophilic monomers will be apparent to one skilled in the art.

[00201] In one embodiment the hydrophilic monomers which may be incorporated into
15 the polymers disclosed herein include hydrophilic monomers such as *N,N*-dimethyl acrylamide (DMA), 2-hydroxyethyl acrylate, glycerol methacrylate, 2-hydroxyethyl methacrylamide, *N*-vinylpyrrolidone (NVP), *N*-vinyl methacrylamide, HEMA, and polyethyleneglycol monomethacrylate.

[00202] In another embodiment the hydrophilic monomers include DMA, NVP, HEMA
20 and mixtures thereof.

[00203] The reactive mixtures used to form substrates such as contact lenses may also comprise as hydrophilic components one or more polymeric wetting agents. As used herein, such polymeric wetting agents used in reaction mixtures refers to substances having a weight average molecular weight of no less than about 5,000 Daltons, wherein said substances upon
25 incorporation to silicone hydrogel formulations, increase the wettability of the cured silicone hydrogels. In one embodiment the weight average molecular weight of these polymeric wetting agents is greater than about 30,000; in another between about 150,000 to about 2,000,000 Daltons, in yet another between about 300,000 to about 1,800,000 Daltons, and in yet another about 500,000 to about 1,500,000 Daltons.

30 [00204] Alternatively, the molecular weight of polymeric wetting agents can be also expressed by the K-value, based on kinematic viscosity measurements, as described in

Encyclopedia of Polymer Science and Engineering, *N*-Vinyl Amide Polymers, Second edition, Vol. 17, pgs. 198-257, John Wiley & Sons Inc. When expressed in this manner, hydrophilic monomers having K-values of greater than about 46 and in one embodiment between about 46 and about 150. Suitable amounts of polymeric wetting agents in reaction mixtures include from about 1 to about 20 weight percent, in some embodiments about 5 to about 20 percent, in other embodiments about 6 to about 17 percent, all based upon the total of all reactive components.

[00205] Examples of polymeric wetting agents include but are not limited to polyamides, polylactones, polyimides, polylactams and functionalized polyamides, polylactones, polyimides, polylactams, such as DMA functionalized by copolymerizing DMA with a lesser molar amount of a hydroxyl-functional monomer such as HEMA, and then reacting the hydroxyl groups of the resulting copolymer with materials containing radical polymerizable groups, such as isocyanatoethylmethacrylate or methacryloyl chloride. Polymeric wetting agents made from DMA or *n*-vinyl pyrrolidone with glycidyl methacrylate may also be used. The glycidyl methacrylate ring can be opened to give a diol which may be used in conjunction with other hydrophilic prepolymer in a mixed system to increase the compatibility of the component in the reactive mixture. In one embodiment the polymeric wetting agents contain at least one cyclic moiety in their backbone, such as but not limited to, a cyclic amide or cyclic imide. Polymeric wetting agents include but are not limited to poly-*N*-vinyl pyrrolidone, poly-*N*-vinyl-2-piperidone, poly-*N*-vinyl-2-caprolactam, poly-*N*-vinyl-3-methyl-2-caprolactam, poly-*N*-vinyl-3-methyl-2-piperidone, poly-*N*-vinyl-4-methyl-2-piperidone, poly-*N*-vinyl-4-methyl-2-caprolactam, poly-*N*-vinyl-3-ethyl-2-pyrrolidone, and poly-*N*-vinyl-4,5-dimethyl-2-pyrrolidone, polyvinylimidazole, poly-*N,N*-dimethylacrylamide, polyvinyl alcohol, polyacrylic acid, polyethylene-oxide, poly-2-ethyl-oxazoline, heparin polysaccharides, polysaccharides, mixtures and copolymers (including block or random, branched, multichain, comb-shaped or star shaped) thereof, where poly-*N*-vinylpyrrolidone (PVP) is particularly preferred in one embodiment. Copolymers might also be used such as graft copolymers of PVP.

[00206] The polymeric wetting agents used in reaction mixtures also provide improved wettability, and particularly improved in vivo wettability to the medical devices. Without being bound by any theory, it is believed that the polymeric wetting agents are hydrogen bond receivers which in aqueous environments, hydrogen bond to water, thus becoming effectively more hydrophilic. The absence of water facilitates the incorporation of the polymeric wetting

agents in the reaction mixture. Aside from the specifically named polymeric wetting agents, it is expected that any polymer will be useful provided that when said polymer is added to a formulation, the polymer (a) does not substantially phase separate from the reaction mixture and (b) imparts wettability to the resulting cured polymer network. In some embodiments it is preferred that the polymeric wetting agents be soluble in the diluent at reaction temperatures.

[00207] Compatibilizing agents may also be used. In some embodiments the compatibilizing component may be any functionalized silicone containing monomer, macromer or prepolymer which, when polymerized and/or formed into a final article is compatible with the selected hydrophilic components. The compatibility test disclosed in WO03/022321 may be used to select suitable compatibilizing agents. In some embodiments, a silicone monomer, prepolymer or macromer which also comprises hydroxyl groups is included in the reaction mixture. Examples include 3-methacryloxy-2-hydroxypropyloxy)propylbis(trimethylsiloxy)methylsilane, mono-(3-methacryloxy-2-hydroxypropyloxy)propyl terminated, mono-butyl terminated polydimethylsiloxane (MW 1100), hydroxyl functionalized silicone containing GTP macromers, hydroxyl functionalized macromers comprising polydimethyl siloxanes, combinations thereof and the like. In another embodiment, the polymeric wettings may be used as compatibilizing components.

[00208] The hydroxyl containing component may also act as a cross-linking agent during the formation of substrates such as contact lenses.

[00209] With respect to making substrates such as contact lenses, it is generally necessary to add one or more cross-linking agents, also referred to as cross-linking monomers, to the reaction mixture, such as ethylene glycol dimethacrylate ("EGDMA"), trimethylolpropane trimethacrylate ("TMPTMA"), glycerol trimethacrylate, polyethylene glycol dimethacrylate (wherein the polyethylene glycol preferably has a molecular weight up to, e.g., about 5000), and other poly(meth)acrylate esters, such as the end-capped polyoxyethylene polyols described above containing two or more terminal methacrylate moieties. The cross-linking agents are used in the usual amounts, e.g., from about 0.000415 to about 0.0156 mole per 100 grams of reactive components in the reaction mixture. Alternatively, if the hydrophilic monomers and/or the silicone containing monomers act as the cross-linking agent, the addition of a crosslinking agent to the reaction mixture is optional. Examples of hydrophilic monomers which can act as the crosslinking agent and when present do not require the addition of an additional crosslinking

agent to the reaction mixture include polyoxyethylene polyols described above containing two or more terminal methacrylate moieties.

[00210] An example of a silicone containing monomer which can act as a crosslinking agent and, when present, does not require the addition of a crosslinking monomer to the reaction mixture includes α , ω -bismethacryloylpropyl polydimethylsiloxane.

[00211] The reaction mixture may contain additional components such as, but not limited to, UV absorbers, photochromic compounds, pharmaceutical and nutraceutical compounds, antimicrobial compounds, reactive tints, pigments, copolymerizable and nonpolymerizable dyes, release agents and combinations thereof.

[00212] Generally the reactive components are mixed in a diluent to form a reaction mixture. Suitable diluents are known in the art. For silicone hydrogels suitable diluents are disclosed in WO 03/022321, US6,020,445 the disclosure of which is incorporated herein by reference.

[00213] Classes of suitable diluents for silicone hydrogel reaction mixtures include alcohols having 2 to 20 carbons, amides having 10 to 20 carbon atoms derived from primary amines and carboxylic acids having 8 to 20 carbon atoms. In some embodiments primary and tertiary alcohols are preferred. Preferred classes include alcohols having 5 to 20 carbons and carboxylic acids having 10 to 20 carbon atoms.

[00214] Specific diluents which may be used include 1-ethoxy-2-propanol, diisopropylaminoethanol, isopropanol, 3,7-dimethyl-3-octanol, 1-decanol, 1-dodecanol, 1-octanol, 1-pentanol, 2-pentanol, 1-hexanol, 2-hexanol, 2-octanol, 3-methyl-3-pentanol, tert-amyl alcohol, tert-butanol, 2-butanol, 1-butanol, 2-methyl-2-pentanol, 2-propanol, 1-propanol, ethanol, 2-ethyl-1-butanol, (3-acetoxy-2-hydroxypropyloxy)propylbis(trimethylsiloxy) methylsilane, 1-tert-butoxy-2-propanol, 3,3-dimethyl-2-butanol, tert-butoxyethanol, 2-octyl-1-dodecanol, decanoic acid, octanoic acid, dodecanoic acid, 2-(diisopropylamino)ethanol mixtures thereof and the like.

[00215] Preferred diluents include 3,7-dimethyl-3-octanol, 1-dodecanol, 1-decanol, 1-octanol, 1-pentanol, 1-hexanol, 2-hexanol, 2-octanol, 3-methyl-3-pentanol, 2-pentanol, t-amyl alcohol, tert-butanol, 2-butanol, 1-butanol, 2-methyl-2-pentanol, 2-ethyl-1-butanol, ethanol, 3,3-dimethyl-2-butanol, 2-octyl-1-dodecanol, decanoic acid, octanoic acid, dodecanoic acid, mixtures thereof and the like.

[00216] More preferred diluents include 3,7-dimethyl-3-octanol, 1-dodecanol, 1-decanol, 1-octanol, 1-pentanol, 1-hexanol, 2-hexanol, 2-octanol, 1-dodecanol, 3-methyl-3-pentanol, 1-pentanol, 2-pentanol, t-amyl alcohol, tert-butanol, 2-butanol, 1-butanol, 2-methyl-2-pentanol, 2-ethyl-1-butanol, 3,3-dimethyl-2-butanol, 2-octyl-1-dodecanol, mixtures thereof and the like.

5 [00217] Suitable diluents for non-silicone containing reaction mixtures include glycerin, ethylene glycol, ethanol, methanol, ethyl acetate, methylene chloride, polyethylene glycol, polypropylene glycol, low molecular weight PVP, such as disclosed in US 4,018,853, US 4,680,336 and US 5,039,459, including, but not limited to boric acid esters of dihydric alcohols, combinations thereof and the like.

10 [00218] Mixtures of diluents may be used. The diluents may be used in amounts up to about 55% by weight of the total of all components in the reaction mixture. More preferably the diluent is used in amounts less than about 45% and more preferably in amounts between about 15 and about 40% by weight of the total of all components in the reaction mixture.

[00219] A polymerization initiator is preferably included in the reaction mixture used to
15 form substrates such as contact lenses. The polymerization initiators includes compounds such as lauryl peroxide, benzoyl peroxide, isopropyl percarbonate, azobisisobutyronitrile, and the like, that generate free radicals at moderately elevated temperatures, and photoinitiator systems such as aromatic alpha-hydroxy ketones, alkoxyoxybenzoin, acetophenones, acylphosphine oxides, bisacylphosphine oxides, and a tertiary amine plus a diketone, mixtures thereof and the like.

20 Illustrative examples of photoinitiators are 1-hydroxycyclohexyl phenyl ketone, 2-hydroxy-2-methyl-1-phenyl-propan-1-one, bis(2,6-dimethoxybenzoyl)-2,4,4-trimethylpentyl phosphine oxide (DMBAPO), bis(2,4,6-trimethylbenzoyl)-phenyl phosphineoxide (Irgacure 819), 2,4,6-trimethylbenzoyldiphenyl phosphine oxide and 2,4,6-trimethylbenzoyl diphenylphosphine oxide, benzoin methyl ester and a combination of camphorquinone and ethyl 4-(N,N-

25 dimethylamino)benzoate. Commercially available visible light initiator systems include Irgacure 819, Irgacure 1700, Irgacure 1800, Irgacure 819, Irgacure 1850 (all from Ciba Specialty Chemicals) and Lucirin TPO initiator (available from BASF). Commercially available UV photoinitiators include Darocur 1173 and Darocur 2959 (Ciba Specialty Chemicals). These and other photoinitiators which may be used are disclosed in Volume III, Photoinitiators for Free
30 Radical Cationic & Anionic Photopolymerization, 2nd Edition by J.V. Crivello & K. Dietliker; edited by G. Bradley; John Wiley and Sons; New York; 1998, which is incorporated herein by

reference. The initiator is used in the reaction mixture in effective amounts to initiate photopolymerization of the reaction mixture, e.g., from about 0.1 to about 2 parts by weight per 100 parts of reactive monomer. Polymerization of the reaction mixture can be initiated using the appropriate choice of heat or visible or ultraviolet light or other means depending on the polymerization initiator used. Alternatively, initiation can be conducted without a photoinitiator using, for example, e-beam. However, when a photoinitiator is used, the preferred initiators are bisacylphosphine oxides, such as bis(2,4,6-trimethylbenzoyl)-phenyl phosphine oxide (Irgacure 819®) or a combination of 1-hydroxycyclohexyl phenyl ketone and bis(2,6-dimethoxybenzoyl)-2,4,4-trimethylpentyl phosphine oxide (DMBAPO), and the preferred method of polymerization initiation is visible light. The most preferred is bis(2,4,6-trimethylbenzoyl)-phenyl phosphine oxide (Irgacure 819®).

[00220] The preferred range of silicone-containing monomer present in the reaction mixture is from about 5 to 95 weight percent, more preferably about 30 to 85 weight percent, and most preferably about 45 to 75 weight percent of the reactive components in the reaction mixture. The preferred range of hydrophilic monomer present is from about 5 to 80 weight percent, more preferably about 10 to 60 weight percent, and most preferably about 20 to 50 weight percent of the reactive components in the reaction mixture. The preferred range of diluent present is from about 2 to 70 weight percent, more preferably about 5 to 50 weight percent, and most preferably about 15 to 40 weight percent of the total reaction mixture (including reactive and nonreactive components).

[00221] The reaction mixtures can be formed by any of the methods known to those skilled in the art, such as shaking or stirring, and used to form polymeric articles or devices by known methods.

[00222] For example, the biomedical devices may be prepared by mixing reactive components and the diluent(s) with a polymerization initiator and curing by appropriate conditions to form a product that can be subsequently formed into the appropriate shape by lathing, cutting and the like. Alternatively, the reaction mixture may be placed in a mold and subsequently cured into the appropriate article.

[00223] Various processes are known for processing the reaction mixture in the production of contact lenses, including spincasting and static casting. Spincasting methods are disclosed in U.S. Pat. Nos. 3,408,429 and 3,660,545, and static casting methods are disclosed in

U.S. Pat. Nos. 4,113,224 and 4,197,266. The preferred method for producing contact lenses is by the molding of the silicone hydrogels, which is economical, and enables precise control over the final shape of the hydrated lens. For this method, the reaction mixture is placed in a mold having the shape of the final desired silicone hydrogel, i.e., water-swollen polymer, and the reaction mixture is subjected to conditions whereby the monomers polymerize, to thereby produce a polymer/diluent mixture in the shape of the final desired product. Then, this polymer/diluent mixture is treated with a solvent to remove the diluent and ultimately replace it with water, producing a silicone hydrogel having a final size and shape which are quite similar to the size and shape of the original molded polymer/diluent article. This method can be used to form contact lenses and is further described in U.S. Pat. Nos. 4,495,313; 4,680,336; 4,889,664; and 5,039,459, incorporated herein by reference.

[00224] Biomedical devices, and particularly ophthalmic lenses, have a balance of properties which makes them particularly useful. Such properties include clarity, water content, oxygen permeability and contact angle. The incorporation of at least one block copolymer according to embodiments of the present invention provides articles having very desirable wettability/contact angles with solutions and improved biometric performance as evidenced by reduced lipocalin, lipid and mucin uptake levels. Silicone hydrogel contact lenses incorporating the block copolymers will display contact angles of less than about 60° and in some embodiments less than about 40°, and decreases in contact angle of 40% and in some embodiments 50% or more. Lipid uptake can be lowered by 50% or more and silicone hydrogel lenses having about 12 µg, 10 µg, or even 5 µg or less may be produced. In one embodiment, the biomedical devices are contact lenses having a water content of greater than about 17%, preferably greater than about 20% and more preferably greater than about 25%.

[00225] Suitable oxygen permeabilities for silicone containing lenses are preferably greater than about 40 barrer and more preferably greater than about 60 barrer.

[00226] In some embodiments the articles of the present invention have combinations of the above described oxygen permeability, water content and contact angle. All combinations of the above ranges are deemed to be within the present invention.

[00227] Alternate Numbered Embodiments

[00228] The non-limiting examples below further describe this invention.

[00229] Wettability of lenses can be determined using a sessile drop technique measured using KRUSS DSA-100 TM instrument at room temperature and using DI water as probe solution. The lenses to be tested (3-5/sample) were rinsed in DI water to remove carry over from packing solution. Each test lens was placed on blotting lint free wipes which were dampened with packing solution. Both sides of the lens were contacted with the wipe to remove surface water without drying the lens. To ensure proper flattening, lenses were placed "bowl side down" on the convex surface on contact lens plastic moulds. The plastic mould and the lens were placed in the sessile drop instrument holder, ensuring proper central syringe alignment and that the syringe corresponds to the assigned liquid. A 3 to 4 microliter of DI water drop was formed on the syringe tip using DSA 100-Drop Shape Analysis software ensuring the liquid drop was hanging away from the lens. The drop was released smoothly on the lens surface by moving the needle down. The needle was withdrawn away immediately after dispensing the drop. The liquid drop was allowed to equilibrate on the lens for 5 to 10 seconds and the contact angle was computed based on the contact angle measured between the drop image and the lens surface.

[00230] The water content may be measured as follows: lenses to be tested were allowed to sit in packing solution for 24 hours. Each of three test lens were removed from packing solution using a sponge tipped swab and placed on blotting wipes which have been dampened with packing solution. Both sides of the lens were contacted with the wipe. Using tweezers, the test lens were placed in a weighing pan and weighed. The two more sets of samples were prepared and weighed as above. The pan was weighed three times and the average is the wet weight.

[00231] The dry weight was measured by placing the sample pans in a vacuum oven which has been preheated to 60°C for 30 minutes. Vacuum was applied until at least 0.4 inches Hg is attained. The vacuum valve and pump were turned off and the lenses were dried for four hours. The purge valve was opened and the oven was allowed reach atmospheric pressure. The pans were removed and weighed. The water content was calculated as follows:

Wet weight = combined wet weight of pan and lenses – weight of weighing pan

Dry weight = combined dry weight of pan and lens – weight of weighing pan

$$\% \text{ water content} = \frac{(\text{wet weight} - \text{dry weight}) \times 100}{\text{wet weight}}$$

[00232] The average and standard deviation of the water content are calculated for the samples are reported.

[00233] Oxygen permeability (Dk) may be determined by the polarographic method generally described in ISO 18369-4:2006(E), but with the following variations. The

5 measurement is conducted at an environment containing 2.1% oxygen. This environment is created by equipping the test chamber with nitrogen and air inputs set at the appropriate ratio, for example 1800 ml/min of nitrogen and 200 ml/min of air. The t/Dk is calculated using the adjusted pO_2 . Borate buffered saline was used. The dark current was measured by using a pure humidified nitrogen environment instead of applying MMA lenses. The lenses were not blotted
10 before measuring. Four lenses with uniform thickness in the measurement area were stacked instead of using lenses of varied thickness. The L/Dk of 4 samples with significantly different thickness values are measured and plotted against the thickness. The inverse of the regressed slope is the preliminary Dk of the sample. If the preliminary Dk of the sample is less than 90 barrer, then an edge correction of $(1 + (5.88(CT \text{ in cm})))$ is applied to the preliminary L/Dk
15 values. If the preliminary Dk of the sample is greater than 90 barrer, then an edge correction of $(1 + (3.56(CT \text{ in cm})))$ is applied to the preliminary L/Dk values. The edge corrected L/Dk of the 4 samples are plotted against the thickness. The inverse of the regressed slope is the Dk of the sample. A curved sensor was used in place of a flat sensor. The resulting Dk value is reported in barrers.

20 [00234] Lipocalin uptake can be measured using the following solution and method. The lipocalin solution contained B Lactoglobulin (Lipocalin) from bovine milk (Sigma, L3908) solubilized at a concentration of 2 mg/ml in phosphate saline buffer (Sigma, D8662) supplemented by sodium bicarbonate at 1.37g/l and D-Glucose at 0.1 g/l.

[00235] Three lenses for each example were tested using the lipocalin solution, and three
25 were tested using PBS as a control solution. The test lenses were blotted on sterile gauze to remove packing solution and aseptically transferred, using sterile forceps, into sterile, 24 well cell culture plates (one lens per well) each well containing 2 ml of lipocalin solution. Each lens was fully immersed in the solution. Control lenses were prepared using PBS as soak solution instead of lipocalin. The plates containing the lenses immersed in lipocalin solution as well as
30 plates containing control lenses immersed in PBS, were parafilmed to prevent evaporation and dehydration, placed onto an orbital shaker and incubated at 35°C, with agitation at 100 rpm for

72 hours. After the 72 hour incubation period the lenses were rinsed 3 to 5 times by dipping lenses into three (3) separate vials containing approximately 200 ml volume of PBS. The lenses were blotted on a paper towel to remove excess PBS solution and transferred into sterile 24 well plates each well containing 1 ml of PBS solution.

5 [00236] Lipocalin uptake can be determined using on-lens bicinchoninic acid method using QP-BCA kit (Sigma, QP-BCA) following the procedure described by the manufacturer (the standards prep is described in the kit) and is calculated by subtracting the optical density measured on PBS soaked lenses (background) from the optical density determined on lenses soaked in lipocalin solution. Optical density was measured using a SynergyII Micro-plate reader
10 capable for reading optical density at 562 nm.

[00237] Mucin uptake can be measured using the following solution and method. The Mucin solution contained Mucins from bovine submaxillary glands (Sigma, M3895-type 1-S) solubilized at a concentration of 2 mg/ml in phosphate saline buffer (Sigma, D8662) supplemented by sodium bicarbonate at 1.37g/l and D-Glucose at 0.1 g/l.

15 [00238] Three lenses for each example were tested using Mucin solution, and three were tested using PBS as a control solution. The test lenses were blotted on sterile gauze to remove packing solution and aseptically transferred, using sterile forceps, into sterile, 24 well cell culture plates (one lens per well) each well containing 2 ml of Mucin solution. Each lens was fully immersed in the solution. Control lenses were prepared using PBS as soak solution instead of
20 lipocalin.

[00239] The plates containing the lenses immersed in Mucin as well as plates containing control lenses immersed in PBS were parafilmmed to prevent evaporation and dehydration, placed onto an orbital shaker and incubated at 35°C, with agitation at 100 rpm for 72 hours. After the 72 hour incubation period the lenses were rinsed 3 to 5 times by dipping lenses into three (3)
25 separate vials containing approximately 200 ml volume of PBS. The lenses were blotted on a paper towel to remove excess PBS solution and transferred into sterile 24 well plates each well containing 1 ml of PBS solution.

[00240] Mucin uptake can be determined using on-lens bicinchoninic acid method using QP-BCA kit (Sigma, QP-BCA) following the procedure described by the manufacturer (the
30 standards prep is described in the kit) and is calculated by subtracting the optical density measured on PBS soaked lenses (background) from the optical density determined on lenses

soaked in Mucin solution. Optical density was measured using a SynergyII Micro-plate reader capable for reading optical density at 562nm.

[00241] Cell viability can be evaluated in vitro using a reconstituted corneal epithelium tissue construct. The tissue construct was a full thickness corneal epithelium (corneal epithelium tissue from Skinethics) reconstituted and grown in vitro on a polycarbonate insert at the air liquid interface to form a fully stratified epithelial construct.

[00242] For the evaluation of lenses a punch biopsy (0.5 cm²) of the lens was applied topically onto the tissue followed by a 24-hour incubation at 37°C, 5 % CO₂. The lens biopsy was removed, and tissue was washed with PBS. Cell viability was then measured using the MTT colorimetric assay (Mosman, T. Rapid colorimetric assay for cellular growth and survival: application to proliferation and cytotoxicity assays. J. Immunol. Methods, 65; 55-63 (1983)): tissues were incubated in the presence of MTT for 3 hours at 37°C, 5 % CO₂, followed by extraction of the tissues in isopropyl alcohol. Absorbance of the isopropyl alcohol extracts was then measured at 550 nm using a microplate reader. Results were expressed as a percentage of the PBS control (tissues treated with PBS versus lens-treated tissues).

[00243] For the evaluation of solutions 30µg of solution was applied topically onto the tissue. The rest of the cell viability was as described for lenses. Each evaluation was done in triplicate.

[00244] Lipid uptake was measured as follows:

[00245] A standard curve was set up for each lens type under investigation. Tagged cholesterol (cholesterol labeled with NBD ([7-nitrobenz-2-oxa-1,3-diazol-4-yl], CH-NBD; Avanti, Alabaster, AL)) was solubilized in a stock solution of 1 mg /mL lipid in methanol at 35°C. Aliquots were taken from this stock to make standard curves in phosphate-buffered saline (PBS) at pH 7.4 in a concentration range from 0 to 100 micg /mL.

[00246] One milliliter of standard at each concentration was placed in the well of a 24-well cell culture plate. 10 lenses of each type were placed in another 24-well plate and soaked alongside the standard curve samples in 1 mL of a concentration of 20 micg /ml of CH-NBD. Another set of lenses (5 lenses) were soaked in PBS without lipids to correct for any autofluorescence produced by the lens itself. All concentrations were made up in phosphate buffered saline (PBS) at pH 7.4. Standard curves, test plates (containing lenses soaked in CH-NBD) and control plates (containing lenses soaked in PBS) were all wrapped in aluminum foil to

maintain darkness and were incubated for 24 hours, with agitation at 35°C. After 24 hours the standard curve, test plates and control plates were removed from the incubator. The standard curve plates were immediately read on a micro-plate fluorescence reader (Synergy HT)).

[00247] The lenses from the test and control plates were rinsed by dipping each individual lens 3 to 5 times in 3 consecutive vials containing approximately 100 ml of PBS to ensure that only bound lipid would be determined without lipids carryover. The lenses were then placed in a fresh 24-well plate containing 1 mL of PBS in each well and read on the fluorescence reader. After the test samples were read, the PBS was removed, and 1 mL of a fresh solution of CH-NBD were placed on the lenses in the same concentrations as previously mentioned and placed back in the incubator at 35°C, with rocking, until the next period. This procedure was repeated for 15 days until complete saturation of lipids on lenses. Only the lipid amount obtained at saturation was reported.

[00248] Lysozyme uptake can be measured as follows: The lysozyme solution used for the lysozyme uptake testing contained lysozyme from chicken egg white (Sigma, L7651) solubilized at a concentration of 2 mg/ml in phosphate saline buffer supplemented by Sodium bicarbonate at 1.37g/l and D-Glucose at 0.1 g/l.

[00249] The lipocalin solution contained B Lactoglobulin (Lipocalin) from bovine milk (Sigma, L3908) solubilized at a concentration of 2 mg/ml in phosphate saline buffer supplemented by Sodium bicarbonate at 1.37g/l and D-Glucose at 0.1 g/l.

[00250] Three lenses for each example were tested using each protein solution, and three were tested using PBS as a control solution. The test lenses were blotted on sterile gauze to remove packing solution and aseptically transferred, using sterile forceps, into sterile, 24 well cell culture plates (one lens per well) each well containing 2 ml of lysozyme solution. Each lens was fully immersed in the solution. 2 ml of the lysozyme solution was placed in a well without a contact lens as a control.

[00251] The plates containing the lenses and the control plates containing only protein solution and the lenses in the PBS, were parafilmmed to prevent evaporation and dehydration, placed onto an orbital shaker and incubated at 35°C, with agitation at 100 rpm for 72 hours. After the 72 hour incubation period the lenses were rinsed 3 to 5 times by dipping lenses into three (3) separate vials containing approximately 200 ml volume of PBS. The lenses were blotted on a paper towel to remove excess PBS solution and transferred into sterile conical tubes

(1 lens per tube), each tube containing a volume of PBS determined based upon an estimate of lysozyme uptake expected based upon on each lens composition. The lysozyme concentration in each tube to be tested needs to be within the albumin standards range as described by the manufacturer (0.05 microgram to 30 micrograms). Samples known to uptake a level of lysozyme lower than 100 µg per lens were diluted 5 times. Samples known to uptake levels of lysozyme higher than 500 µg per lens (such as etafilcon A lenses) are diluted 20 times.

[00252] 1 ml aliquot of PBS was used for all samples other than etafilcon. 20ml were used for etafilcon A lens. Each control lens was identically processed, except that the well plates contained PBS instead of either lysozyme or lipocalin solution.

[00253] Lysozyme and lipocalin uptake was determined using on-lens bicinchoninic acid method using QP-BCA kit (Sigma, QP-BCA) following the procedure described by the manufacturer (the standards prep is described in the kit) and is calculated by subtracting the optical density measured on PBS soaked lenses (background) from the optical density determined on lenses soaked in lysozyme solution.

[00254] Optical density can be measured using a SynergyII Micro-plate reader capable for reading optical density at 562nm.

[00255] The following abbreviations will be used throughout the Preparations and Examples and have the following meanings.

[00256] ACA1 3-acrylamidopropionic acid;

[00257] ACA2 5-acrylamidopentanoic acid;

[00258] 4-BBB 4-(bromomethyl)benzoyl bromide (Sigma-Aldrich);

[00259] DMA *N,N*-dimethylacrylamide

[00260] Irgacure-819 bis(2,4,6-trimethylbenzoyl)-phenylphosphineoxide (Ciba Specialty Chemicals);

[00261] KXpotassium O-ethyl xanthogenate;

[00262] mPDMS monomethacryloxypropyl terminated mono-n-butyl terminated polydimethylsiloxanes (800-1000 MW);

[00263] NaHTTC sodium hexyltrithiocarbonate;

[00264] HBTTC *S*-hexyl-*S'*-benzyl-trithiocarbonate

[00265] XG1996TTC *S*-hexyl-*S'*-4-(2-(n-butylpolydimethylsiloxymethyl)silyl)ethyl)benzyl carbonotrithioate;

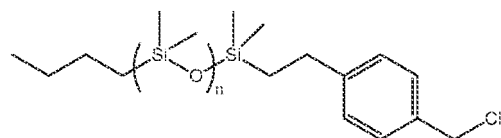
- [00266] nBPDMS-H 3-(n-butyltetramethylsiloxymethyl)silyl propanol
- [00267] MBA *N,N'*-methylenebisacrylamide
- [00268] NVP N-vinylpyrrolidone (Acros Chemical), further purified via vacuum distillation;
- 5 [00269] NRPTHP polysiloxane terminated block copolymer comparison produced in Preparation 3;
- [00270] PTHPWCL polysiloxane terminated block copolymer with cross-links produced in Preparation 3;
- [00271] HO-mPDMS mono-(2-hydroxy-3-methacryloxypropyl)-propyl ether terminated
- 10 polydimethylsiloxane (400-1000 MW));
- [00272] SBX 3-(n-butyltetramethylsiloxymethyl)silyl propyl 4-((ethoxycarbonothioylthio)methyl)benzoate;
- [00273] SiGMA 2-methyl-,2-hydroxy-3-[3-[1,3,3,3-tetramethyl-1-[(trimethylsilyl)oxy]disiloxanyl]propoxy]propyl ester;
- 15 [00274] TRIS-VC tris(trimethylsiloxy)silylpropyl vinyl carbamate;
- [00275] V₂D₂₅ a silicone-containing vinyl carbonate describe at col. 4, lines 33-42 of US5,260,000
- [00276] XG-1996 4-(2-(n-butylpolydimethylsiloxymethyl)silyl)ethylbenzyl chloride, MW ~ 1000;
- 20 [00277] XG1996HTTC *S*-hexyl-*S'*-4-(2-(n-butylpolydimethylsiloxymethyl)silyl)ethylbenzyl carbonotrithioate (preparation 1); and
- [00278] D3O 3,7-dimethyl-3-octanol
- [00279] Borate buffer is an ophthalmic solution containing the following components

component	Wt%
Deionized Water	98.48
Sodium Chloride	0.44
Boric Acid	0.89
Sodium Borate Decahydrate	0.17
Ethylenediamine Tetraacetate (EDTA)	0.01

- [00280]
- 25 [00281] **Preparation 1 Synthesis of Silicone-Functional macro-RAFT Agent:** *S*-hexyl-*S'*-4-(2-(n-butylpolydimethylsiloxymethyl)silyl)ethylbenzyl carbonotrithioate (XG1996TTC).

[00282] XG-1996 (shown in Formula XX below, MW distribution centered around about 1000 g/mole, which corresponds to an average repeat, m of 10-12), (10 g, 10 moles), was dissolved in approx. 250 mL of acetone in a 1 L round bottom flask. Sodium hexyltrithiocarbonate (NaHTTC) was dissolved in 100 mL acetone and added to the reaction mixture. The reaction mixture was stirred overnight. A white solid precipitated out of the bright yellow solution. Acetone was removed via rotary-evaporation, and the crude product was partitioned between 250 mL DI water and 250 mL hexane. The hexane layer was separated out and the aqueous layer was extracted with hexane (3 x 200mL). All organic layers were combined, washed with brine (250mL) and dried over Na_2SO_4 . The crude product in hexane was passed over a silica gel plug to remove cloudiness. Hexane was removed via rotary-evaporation leaving the product *S*-hexyl-*S'*-4-(2-(*n*-butylpolydimethylsiloxysilyl)ethyl)benzyl carbonotrithioate (XG1996HTTC) in the form of a clear yellow oil. ^1H NMR (300 MHz, CDCl_3): δ (ppm) 0.00-0.05 (m, 60H), 0.52 (t, 2H), 0.83-0.91 (m, 8H), 1.22-1.44 (m, 10H), 1.63-1.73 (m, 2H), 2.61 (t, 2H), 3.34 (t, 2H), 4.56 (s, 2H), 7.14 (d, 2H), 7.21 (d, 2H).

[00283] XG-1996: -(2-(*n*-butylpolydimethylsiloxydimethylsilyl) ethyl) benzyl chloride
MW ~ 1000 g/mole



Formula XX

[00284] **Preparation 2 Synthesis of Standard, Non-Silicone RAFT Agent: *S*-hexyl-*S'*benzyl-trithiocarbonate (HBTTC)**

[00285] Sodium in kerosene (Sigma Aldrich batch # 13322HH) was added in pieces slowly under nitrogen to 20mL of methanol to form sodium methoxide. The resulting solution was added to a flask containing 1-hexanethiol (Sigma Aldrich batch # 09818LE) in several aliquots. Carbon disulfide (Sigma Aldrich batch # 04897JJ) was added drop-wise via syringe.

The solution turned yellow immediately. The solution was allowed to react for 15 minutes. Benzyl bromide (Sigma Aldrich batch # 14714PD) was then added dropwise *via* syringe. A precipitate formed immediately. The reaction was allowed to proceed for two hours. A yellow oil eventually formed at the bottom of the flask. The methanol was roto-vapped off and the product was separated from the sodium salt with deionized water and hexane. The aqueous layer

was approximately 50mL and was extracted three times with 50mL of hexane. The hexane was combined, dried over Na₂SO₄ and reduced to dryness via rotary evaporation. ¹H NMR (300 MHz, CDCl₃): δ (ppm) 0.875-1.125 (t, 3H), 1.25-1.63 (m, 6H), 1.63-1.95 (m, 2H), 3.25-3.63 (t, 2H), 4.63-4.8 (s, 2H), 7.25-7.5 (m, 5H),

5 [00286] **Preparation 3:** *Synthesis of polyDMA-Based Polysiloxane Terminated Block Copolymer With Cross-Links PTHPWCL in the Presence of XG1996TTC and HBTTC*

[00287] A series of PDMA-based PTHPWCLs was prepared with variations in the target DP_{nQ-Segment}, cross-linking agent to ζ-primary chain ratio (XL:ζ-PC), and ratio of silicone segment to hydrophilic Q-segment ([A]:[Q]) via RAFT polymerization.

10 [00288] DMA was obtained from JarChem and further purified *via* vacuum distillation. XG1996TTC was synthesized according to Preparation 1, HBTTC was synthesized according to Preparation 2 above. Irgacure 819 was dissolved in n-propanol at a concentration of 10mg/mL.

[00289] For the synthesis of Example A, the polymerization solution was prepared by dissolving 30 g of DMA, 0.101 g XG1996TTC, 0.260 g HBTTC, and 0.017 g CGI-819 into 30 g of n-propanol in a 20 mL amber glass vial. Next, 0.157 g *N,N'*-methylenebisacrylamide was added to the polymerization solution. The resulting solution was stirred under ambient conditions until homogeneous. The amber vial containing the final polymerization solution was sealed with a rubber septum and purged for 20 minutes with N₂ to remove O₂ from the solution. Finally the sealed jar was placed in an N₂ glove-box for storage.

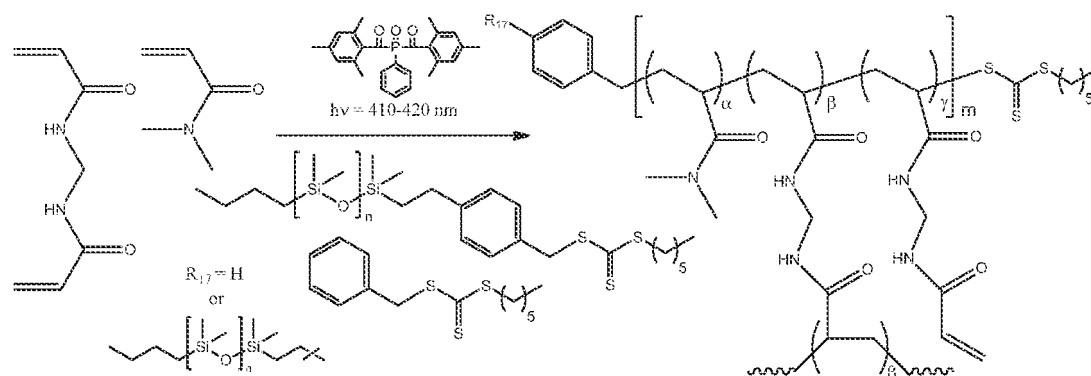
20 [00290] The polymerization solution was cured to a conversion, ρ, of 0.96 or 96 % under an N₂ atmosphere with 4 standard Phillips TL 20W/03 RS bulbs at intensity of 2.0 mW/cm² for 45 minutes. Prior to curing, the polymerization solution was poured into an 80 mm diameter crystallization dish, which was then placed on a reflective glass surface.

[00291] After curing, the resulting highly viscous polymerized material was diluted with 5mL of ethanol. The polymerized solution was stirred then added drop-wise to 500 mL of vigorously stirring cold diethyl ether to precipitate product. The precipitated polymer was dried *in vacuo* for several hours.

[00292] Examples B-P were prepared in accordance with Example A with ingredient amounts adjusted to meet the desired target DP_{nQ-Segment}, XL:ζ-PC ratio, and [A]:[Q] ratio as listed in Table 1. Specific amounts used in the preparation of each example may be found below in Table 2. The monomer conversions, ρ, for specific examples are shown in Table 1.

[00293] The resulting polymers were analyzed for MW and MWD via SEC-RI. Figure 2 shows the Size Exclusion Chromatography with Refractive Index (SEC-RI) results for Examples A-P of cross-linked PDMA-siloxanes and comparison for a comparative linear PDMA-siloxane according to Preparation 3. Degree of polymerization of the hydrophilic segment was measured along with polydispersity index.

[00294] The generalized synthesis of PTHPWCLs via RAFT polymerization is shown below:



10 [00295] The resulting molecular weights and polydispersity index (PDI) and conversions (ρ) are provided in Table 1.

TABLE 1

Example	DP _{nQ-Segment}	XL:ζ-PC	[A]:[Q]	M _n (g/mole)	M _w (g/mole)	PDI	ρ
A	300	1.00	0.10	53,030	195,400	3.7	0.96
B	100	0.10	0.55	12,570	13,830	1.1	0.95
C	300	0.55	0.55	44,040	74,960	1.7	0.97
D	500	0.55	1.00	52,640	112,700	2.1	0.98
E	300	0.55	0.55	45,180	77,390	1.7	0.97
F	100	0.55	0.10	16,890	25,120	1.5	0.94
G	500	0.10	0.55	45,260	55,790	1.2	0.96
H	300	0.55	0.55	46,640	75,740	1.6	0.96
I	300	1.00	1.00	238,600	841,500	3.5	1.00
J	500	1.00	0.55	104,400	303,300	2.9	1.00
K	100	1.00	0.55	157,300	756,800	4.8	1.00
L	300	0.10	0.10	29,210	32,690	1.1	0.97
M	500	0.55	0.10	49,870	78,140	1.6	0.94
N	100	0.55	1.00	23,050	54,610	2.4	0.97
O	300	0.10	1.00	31,720	38,510	1.2	0.98

P	100	1.25	0.1	43,270	450,100	10.4	0.94
---	-----	------	-----	--------	---------	------	------

Table 2

Sample Name	DP _{nQ-Segment}	XL:ζ-PC	[A]:[Q]	MBA (g)	DMA (g)	CGI (mg)	n-Prop (g)	CTA _{Silicone} (mg)	CTA _{Standard} (mg)
A	300	1.00	0.10	0.157	30	17.0	30	101	260
B	100	0.10	0.55	0.049	30	50.8	30	1668	388
C	300	0.55	0.55	0.086	30	17.0	30	557	130
D	500	0.55	1.00	0.051	30	10.2	30	607	0
E	300	0.55	0.55	0.086	30	17.0	30	557	130
F	100	0.55	0.10	0.260	30	51.0	30	305	780
G	500	0.10	0.55	0.010	30	10.2	30	333	78
H	300	0.55	0.55	0.086	30	17.0	30	557	130
I	300	1.00	1.00	0.156	30	17.0	30	1013	0
J	500	1.00	0.55	0.094	30	10.2	30	334	78
K	100	1.00	0.55	0.470	30	51.2	30	1683	392
L	300	0.10	0.10	0.015	30	17.0	30	101	259
M	500	0.55	0.10	0.051	30	10.2	30	61	155
N	100	0.55	1.00	0.260	30	51.0	30	3047	0
O	300	0.10	1.00	0.015	30	17.0	30	1010	0
P	100	1.25	0.1	0.59	30	51.5	30	308	788

[00296] Preparation 4a-c

5 [00297] COMPARATIVE: *Synthesis of polyDMA-Based Polysiloxane Terminated Polymers NRPTHF.*

[00298] Preparations 19-21 Synthesis of PDMA-Based Non-Reactive Polysiloxane Terminated Hydrophilic Polymer NRPTHF Varied MW Series via RAFT Polymerization in the Presence of XG1996TTC

10 [00299] A series of DMA-containing NRPTHFs having different molecular weights was prepared using the components in the amounts listed in Table 3, below and the following procedure. For all preparations, the length of the silicone segment was held constant at 10-12 repeat units, i.e. all polymers were made from the same lot of XG1996HTTC from Preparation 5.

Three ratios of DMA:XG1996HTTC ratios were targeted in order to vary the molecular weight of the hydrophilic polymer, including 300, 600, and 1000.

[00300] Distilled DMA was added to an amber 120mL glass jar. Next, diluents (either D3O or pentanol), XG1996HTTC, and Irgacure-819 were added to the monomer and warmed and stirred to ensure homogeneity. The amber jars containing the final polymerization solutions were placed in an N₂ atmosphere and purged for 20 minutes with N₂ to remove O₂ from the solution. The jar was sealed and placed in an N₂ glove-box until use.

[00301] The polymers were analyzed for MW and MWD via SEC-MALLS, described below. The results are shown in Table 14, below.

[00302] Table 3

Preparation#	4a	4b	4c
DP	300	600	1000
Materials	(g)	(g)	(g)
XG1996HTTC	9.67	0.58	0.290
DMA	250.0	30.0	25.0
CGI-819	0.176	0.0021	0.0053
D3O	0.0	30.0	25.0
Pentanol	250.0	0	0.0

[00303] Table 4

Prep#	Sample Type	Mn (g/mole)	Mw (g/mole)	PDI
4a	PDMA-Sil	23,720	27,790	1.17
4b	PDMA-Sil	44,830	49,480	1.10
4c	PDMA-Sil	92,180	102,700	1.11

Comparative Examples 1-3

Three senofilcon lenses were removed from their packages and transferred glass vials containing packing solution containing 500 ppm of the non-reactive polysiloxane terminated hydrophilic polymer ("NRPHTP") produced in Preparations 4a-c. The lenses were re-packaged in the NRPHTP packing solution, autoclaved at 121°C for 28 minutes and, after sterilization,

were allowed to soak in the NRPTHP packing solution at ambient temperature for at least 24 hours. The sessile drop contact angle of the lenses were measured and are reported in Table 5.

Table 5

Ex#	Prep		DP	Lipid Uptake ($\mu\text{g}/\text{lens}$)	Contact Angle ($^{\circ}$)
CE1	4a	PDMA-Sil-23K	222	52.1 (6.6)	55.7 (5.0)
CE2	4b	PDMA-Sil-44K	434	35.5 (7.8)	50.5 (1.7)
CE3	4c	PDMA-Sil-92K	918	14.1 (3.0)	43.7 (3.4)

5 Examples – A-P

[00304] For each Example, production quality senofilcon A lenses were removed from their packages and transferred to glass vials containing packing solution containing the polysiloxane terminated block copolymer with cross-links (“PTHPWCL”) produced in Preparation 2 a concentration of 5000 ppm in a 30/70 volume/volume IPA/Borate Buffer mixture. The lenses were re-packaged in the PTHPWCL packing solution, allowed to soak in the PTHPWCL packing solution at ambient temperature for at least 24 hours. Treated lenses were then repackaged in fresh packing solution and were subsequently sterilized at 124°C for 30 minutes.

Example	DP _{nQ-Segment}	XL:ζ-PC	[A]:[Q]	M _n (g/mole)	M _w (g/mole)	PDI	Lipid Uptake ($\mu\text{g}/\text{lens}$)*
A	300	1.00	0.10	53,030	195,400	3.7	9.5
B	100	0.10	0.55	12,570	13,830	1.1	15.4
C	300	0.55	0.55	44,040	74,960	1.7	12.8
D	500	0.55	1.00	52,640	112,700	2.1	12.8
E	300	0.55	0.55	45,180	77,390	1.7	12.2
F	100	0.55	0.10	16,890	25,120	1.5	12.4
G	500	0.10	0.55	45,260	55,790	1.2	14.4
H	300	0.55	0.55	46,640	75,740	1.6	12.6
I	300	1.00	1.00	238,600	841,500	3.5	9.5
J	500	1.00	0.55	104,400	303,300	2.9	8.4
K	100	1.00	0.55	157,300	756,800	4.8	8.4
L	300	0.10	0.10	29,210	32,690	1.1	15.7
M	500	0.55	0.10	49,870	78,140	1.6	12.7
N	100	0.55	1.00	23,050	54,610	2.4	12.5
O	300	0.10	1.00	31,720	38,510	1.2	15.1

P	100	1.25	0.1	43,270	450,100	10.4	5.2
---	-----	------	-----	--------	---------	------	-----

*Lipid Uptake = CH-NBD uptake. A pooled standard deviation of +/- 0.4 $\mu\text{g}/\text{lens}$ can be used to assess statistical significance.

[00305] FIGS. 3, 4, and 5 show that lipid uptake decreases significantly as the XL: ζ -PC increases for all ratios of [A]:[Q] and target DP_{nQ-segment} values.

5 [00306] FIGS. 6, 7, and 8 also show that lipid uptake decreases significantly as the XL: ζ -PC increases for all ratios of [A]:[Q]. Figures 6-8 also show that the DP_{nQ-segment} does not have as big an impact on the lipid uptake of lenses treated with the block copolymers as the ratio of cross-linker to primary chain XL: ζ -PC does. This suggests that a tight mesh is desired.

10 [00307] FIGS. 9, 10, and 11 show lipid uptake surface responses for varying degrees of polymerization and ratios of [A]:[Q] for constant ratios of cross-linking agent to primary chain, XL: ζ -PC.

[00308] From these figures, it is seen that the use of higher amounts of cross-linker to form the nanogel materials of this invention leads to structures that, when used to treat a contact lens medical device, drastically lower the device's lipid and protein uptake profile.

15 [00309] Reference throughout this specification to "one embodiment," "certain embodiments," "one or more embodiments" or "an embodiment" means that a particular feature, structure, material, or characteristic described in connection with the embodiment is included in at least one embodiment of the invention. Thus, the appearances of the phrases such as "in one or more embodiments," "in certain embodiments," "in one embodiment" or "in an embodiment"

20 in various places throughout this specification are not necessarily referring to the same embodiment of the invention. Furthermore, the particular features, structures, materials, or characteristics may be combined in any suitable manner in one or more embodiments.

[00310] Although the invention herein has been described with reference to particular embodiments, it is to be understood that these embodiments are merely illustrative of the principles and applications of the present invention. It will be apparent to those skilled in the art that various modifications and variations can be made to the method and apparatus of the present invention without departing from the spirit and scope of the invention. Thus, it is intended that the present invention include modifications and variations that are within the scope of the appended claims and their equivalents.

30

What is claimed is:

1. A composition comprising a block copolymer of the following formula:
[A]-B-[Q], wherein
[A] is a segment that has an affinity for a medical device;
5 B is a linking group comprising an optionally-substituted, polyvalent linking group having a molecular weight of no more than 1000 g/mole; and
[Q] comprises a semi-crosslinked, ungelled segment derived from copolymerization of at least one ethylenically unsaturated monomer with a poly-functional ethylenically unsaturated monomer.
- 10 2. The composition of embodiment 1, wherein:
the block copolymer is stable, water soluble and cross-linked but not macroscopically gelled,
[Q] comprises a hydrophilic segment that has a degree of polymerization in the range of about 10 to about 10,000, and
15 [A] comprises a linear substrate associative segment on at least one terminal end of said block copolymer, wherein said substrate associative segment comprises between about 1 and about 1000 repeating units, and said block copolymer is associated, via the linear substrate associative segment with a surface of the medical device.
3. The composition of embodiment 2, wherein said substrate associative segment is selected
20 from the group consisting of a hydrophobic segment, a hydrophilic substrate associative segment, a proton donating segment, a proton accepting segment, an ionic segment, a complexing segment, and a stimuli responsive segment.
4. The composition of embodiment 3, wherein the hydrophobic segment comprises siloxy groups.
- 25 5. The composition of embodiment 3, wherein the proton donating segment comprises one or more alcohols.
6. The composition of embodiment 3, wherein the proton accepting segment comprises one or more amides.
7. The composition of embodiment 3, wherein the ionic segment comprises one or more of
30 the following: a carboxylate, a sulfonate, an ammonium salt, and a phosphonium salt.

8. The composition of embodiment 3, wherein the complexing segment comprises one or more boronic acid functionalities and/or hydroxyl functionalities.
9. The composition of embodiment 3, wherein the stimuli responsive segment comprises a polymer selected from the group consisting of temperature-responsive polymers, pH responsive polymers, electrolyte responsive polymers, light responsive polymers and mixtures thereof.
10. The composition of embodiment 9, wherein the temperature-responsive polymer is poly(N-isopropylacrylamide) (PNIPAM).
11. A composition comprising an amphiphilic nanogel material comprising one or more cross-linked copolymers, wherein said copolymer comprises one or more hydrophilic segments having a degree of polymerization in the range of about 10 to about 10,000, and wherein said one or more hydrophilic segments contains a linear silicone segment on at least one terminal end, wherein said linear silicone segment comprises between about 1 and about 200 siloxy units, and said amphiphilic nanogel material associates via the linear silicone segment, with a surface comprising at least one hydrophobic site.
12. The composition of embodiment 11 wherein said hydrophilic segment of said nanogel has a degree of polymerization in the range of about 50 to about 5,000.
13. The composition of embodiment 11 wherein said hydrophilic segment of said nanogel has a degree of polymerization in the range of about 100 to about 1000.
14. The composition of embodiment 11 wherein said hydrophilic segment of said nanogel has a degree of polymerization in the range of about 100 to about 500.
15. The composition of embodiment 11 wherein said hydrophilic segment of said nanogel has a degree of polymerization in the range of about 100 to about 300.
16. The composition of embodiment 11 wherein the hydrophilic segment and the linear silicone segment are present in said nanogel in a weight ratio, based upon the degree of polymerization, in the range of about 1:1 to about 500:1.
17. The composition of embodiment 16 wherein the weight ratio of the hydrophilic segment to the linear silicone segment, based upon degree of polymerization, is in the range of about 1:1 to about 200:1.

18. The composition of embodiment 17 wherein the weight ratio of the hydrophilic segment to the linear silicone segment, based upon degree of polymerization is in the range of about 1:1 to about 10:1.
19. The composition of embodiment 11 wherein said hydrophilic segment has a cross-linker to primary chain molar ratio in the range of about 0.01 to about 1.5.
20. The composition of embodiment 11 wherein said hydrophilic segment is cross-linked to other hydrophilic segments of said amphiphilic copolymer having polydispersity indices (PDIs) of less than about 1.5.
21. The composition of embodiment 20 wherein said hydrophilic segment is cross-linked by covalent bonding, ionic bonding, hydrogen bonding, or a combination thereof.
22. The composition of embodiment 11 wherein said silicone segment comprises polydialkylsiloxane, polydiarylsiloxane, and mixtures thereof.
23. The composition of embodiment 22 wherein said alkyl is selected from C₁-C₄ alkyl.
24. The composition of embodiment 22 wherein said polydialkylsiloxane comprises polydimethylsiloxane or polydiethylsiloxane.
25. The composition of embodiment 11 wherein said hydrophilic segment is formed from monomers selected from the group consisting of vinyl amides, vinyl lactones, vinylimides, vinyl lactams, hydrophilic (meth)acrylates, (meth)acrylamides, and mixtures thereof.
26. The composition of embodiment 20 wherein said hydrophilic segment is cross-linked by a cross-linking agent selected from the group consisting of an *N,N'*-alkylenebis(meth)acrylamide, an polyalkyleneglycoldi(meth)acrylate, an polyalkyleneglycoldi(meth)acrylamide, and combinations thereof.
27. The composition of embodiment 11 wherein the surface comprising at least one hydrophobic site is a silicone hydrogel which comprises a contact angle of no more than about 50° after said surface has been treated with said amphiphilic nanogel material.
28. A method of making a stable, block copolymer that is cross-linked but not macroscopically gelled, the method comprising:
- (a) reacting a terminally-functionalized polydialkylsiloxane with a functional moiety capable of controlling the polymerization of unsaturated monomers to form a polysiloxane-functional controlled radical polymerization (CRP) agent;

- (b) contacting the polysiloxane-functional CRP agent with at least one hydrophilic monomer, a free radical initiator, a cross-linking agent, and, optionally, a solvent;
- (c) polymerizing the at least one hydrophilic monomer in the presence of the polysiloxane-functional CRP agent to form a hydrophilic segment on the polysiloxane-functional CRP agent, such that an active portion of the CRP compound is on a terminal end of said hydrophilic segment and a silicone segment is on an opposite terminus; and
- (d) cross-linking the hydrophilic segment during polymerization.
29. The method of embodiment 28 wherein said CRP agent is a reversible addition fragment transfer (RAFT) agent.
30. The method of embodiment 28 wherein said CRP agent is an atom transfer radical polymerization (ATRP) agent
31. The method of embodiment 28 wherein said CRP agent is a telluride-mediated polymerization (TERP) agent
32. The method of embodiment 28 wherein said CRP agent is a nitroxide-mediated living radical polymerization (NMP) agent.
33. The composition of embodiment 11 wherein said block copolymer is formed by
- (a) reacting a hydroxyl alkyl terminated polydialkylsiloxane with 4-(bromomethyl)benzoyl bromide in the presence of at least one hindered non-nucleophilic amine and subsequently reacting a thiocarbonylthio anion to form a polysiloxane-functional RAFT agent having a silicone segment and a dithio compound on one terminus of said silicone segment;
- (b) contacting the polysiloxane-functional RAFT agent with at least one hydrophilic monomer, a free radical initiator, a cross-linking agent, and an optional solvent;
- (c) polymerizing said at least one hydrophilic monomer in the presence of the polysiloxane-functional RAFT agent to form a hydrophilic segment on the polysiloxane-functional RAFT agent, such that the dithio compound is on a terminal end of said hydrophilic segment and the silicone segment is on an opposite terminus; and
- (d) cross-linking the hydrophilic segment during polymerization with a cross-linking agent.

34. The composition of embodiment 11 wherein said block copolymer is formed by
- (a) reacting a silane-terminated polydialkylsiloxane with 1-(chloromethyl)-4-vinylbenzene in the presence of a platinum catalyst and subsequently reacting a thiocarbonylthio anion to form a polysiloxane-functional RAFT agent having a silicone segment and a thiocarbonylthio compound on one terminus of said silicone segment;
 - (b) contacting the polysiloxane-functional RAFT agent with at least one hydrophilic monomer, a free radical initiator, a cross-linking agent, and an optional solvent; and
 - (c) polymerizing at least one hydrophilic monomer in the presence of the polysiloxane-functional RAFT agent to form a hydrophilic segment on the polysiloxane-function RAFT agent, such that the dithio compound is on a terminal end of said hydrophilic segment and the silicone segment is on the opposite terminus; and
 - (d) cross-linking the hydrophilic segment during polymerization.
35. A process comprising contacting a silicone-containing contact lens with a solution comprising at least one stable block copolymer that is cross-linked but not macroscopically gelled in an amount effective to inhibit lipid uptake by the lens comprising in said polymer's backbone, a hydrophilic segment that has a degree of polymerization in the range of about 10 to about 10,000, and a linear substrate associative segment on at least one terminal end of said block copolymer, wherein said substrate associative segment comprises between about 1 and about 200 repeating units, under contacting conditions suitable to associate said block copolymer with said silicone-containing contact lens.
36. The process of embodiment 35 wherein said contact lens comprises a silicone hydrogel contact lens.
37. The process of embodiment 35 wherein said hydrophilic segment has a cross-linker to primary chain molar ratio in the range of about 0.01 to about 1.5.
38. The process of embodiment 35 wherein said effective amount is at least about 10 ppm.
39. The process of embodiment 35 wherein said effective amount is in the range of about 10 ppm to about 10,000 ppm.

40. The process of embodiment 35 wherein the lipid uptake by the lens is no more than about 10 µg/lens.
41. A process comprising:
- 5 (a) forming a reaction mixture comprising at least one silicone-containing component, at least and at least one stable block copolymer that is cross-linked but not macroscopically gelled, comprising in said polymer's backbone, a hydrophilic segment that has a degree of polymerization in the range of about 10 to about 10,000, and a linear silicone segment on at least one terminal end of said block copolymer, wherein said silicone segment comprises between about 1 and
- 10 about 200 siloxy units, and
- (b) curing said reaction mixture to form a contact lens.
42. The process of embodiment 41 wherein said reaction mixture further comprises at least one hydrophilic component.
43. The process of embodiment 41 wherein said reaction mixture comprises about 0.1 to
- 15 about 50 wt% of the block copolymer.
44. The process of embodiment 43 wherein said reaction mixture comprises about 1 to about 20 wt% of the block copolymer.
45. The process of embodiment 44 wherein said reaction mixture comprises about 2 to about 15 wt% of the block copolymer.
- 20 46. An ophthalmic device comprising a silicone-containing polymer and at least one stable, block copolymer that is cross-linked but not macroscopically gelled comprising in said block copolymer's backbone, a hydrophilic segment that has a degree of polymerization in the range of about 10 to about 10,000, and a linear substrate associative segment on at least one terminal end of said block copolymer, wherein said silicone segment comprises
- 25 between about 1 and about 200 siloxy units, wherein said block copolymer is associated, via the linear substrate associative segment with a surface comprising at least one hydrophobic site and provides said ophthalmic device with a reduction in lipid uptake compared to the silicone-containing polymer of at least about 20%.
47. The ophthalmic device of embodiment 46 wherein said lipid uptake is less than about 12
- 30 µg/lens.

48. The ophthalmic device of embodiment 47 wherein said lipid uptake is about 10 µg/lens or less.
49. The ophthalmic device of embodiment 46 wherein said hydrophilic segment has a cross-linker to primary chain molar ratio in the range of about 0.01 to about 1.5.
- 5 50. The ophthalmic device of embodiment 46 wherein said at least one stable block copolymer comprises 6 to 60 siloxy repeat units.
51. The ophthalmic device of embodiment 46 wherein said hydrophilic segment of said block copolymer has a degree of polymerization in the range of about 50 to about 5,000.
52. The ophthalmic device of embodiment 51 wherein said hydrophilic segment of said block
10 copolymer has a degree of polymerization in the range of about 100 to about 1000.
53. The ophthalmic device of embodiment 46 wherein hydrophilic segment and the linear substrate associative segment comprising a linear silicone are present in said block copolymer in a weight ratio, based upon the degree of polymerization, in the range of about 1:1 and about 500:1.
- 15 54. The ophthalmic device of embodiment 53 wherein the weight ratio of hydrophilic segment to the linear silicone, based upon degree of polymerization is in the range of about 1:1 and about 200:1.
55. The ophthalmic device of embodiment 46 wherein said at least one stable block copolymer comprises 6 to 60 siloxy repeat units.
- 20 56. The ophthalmic device of embodiment 55 wherein said at least one stable block copolymer comprises 6 to 20 siloxy repeat units.
57. An ophthalmic solution comprising at least one stable block copolymer that is cross-linked but not macroscopically gelled comprising in said polymer's backbone, a hydrophilic segment has a degree of polymerization in the range of about 10 to about
25 10,000, and a linear substrate associative segment on at least one terminal end of said polymer, wherein said linear substrate associative segment comprises between about 1 and about 200 siloxy units, wherein said block copolymer is present in an amount effective to inhibit lipid uptake and said ophthalmic solution is transparent.
58. The ophthalmic solution of embodiment 57 wherein said hydrophilic segment has a
30 cross-linker to primary chain molar ratio in the range of about 0.01 to about 1.5.

59. The ophthalmic solution of embodiment 57 wherein said at least one stable block copolymer comprises 6 to 60 siloxy repeat units.
60. The ophthalmic solution of embodiment 59 wherein said at least one stable block copolymer comprises 6 to 20 siloxy repeat units.
- 5 61. The ophthalmic solution of embodiment 57 wherein said at least one stable block copolymer is present in an amount in the range of about 0.005 and about 2 weight %.
62. The ophthalmic solution of embodiment 61 wherein said at least one stable block copolymer is present in an amount in the range of about 0.01 and about 0.5 weight %.
63. The ophthalmic solution of embodiment 57 wherein said hydrophilic segment of said
10 block copolymer has a degree of polymerization in the range of about 50 to about 1,000.
64. The ophthalmic solution of embodiment 63 wherein said hydrophilic segment of said block copolymer has a degree of polymerization in the range of about 100 to about 500.
65. The ophthalmic solution of embodiment 57 wherein the hydrophilic segment and the linear substrate associative segment comprising a linear silicone segment are present in
15 said block copolymer in a weight ratio, based upon the degree of polymerization, in the range of about 1:1 to about 500:1.
66. The ophthalmic solution of embodiment 65 wherein the weight ratio of the hydrophilic segment to the linear silicone segment, based upon degree of polymerization is in the range of about 1:1 to about 200:1.
- 20 67. A method of making a stable, block copolymer that is cross-linked but not macroscopically gelled, the method comprising:
- (a) contacting (i) a macro controlled radical polymerization (CRP) agent having a formula
- $$[A]-CRP$$
- 25 wherein [A] is polymer segment that has an affinity for a medical device and CRP is functional terminal moiety capable of controlling the polymerization of unsaturated monomers with (ii) at least one hydrophilic monomer, a free radical initiator, a cross-linking agent, and, optionally, a solvent;
- (b) polymerizing the at least one hydrophilic monomer in the presence of the [A]-
30 CRP agent to form a hydrophilic segment on the [A]-CRP agent, such that an

active portion of the macro CRP agent is on a terminal end of said hydrophilic segment and the [A] segment is on an opposite terminus; and

- (c) cross-linking the hydrophilic segment during or after polymerization.

5 68. A method of making a stable, block copolymer that is cross-linked but not macroscopically gelled, the method comprising:

- (a) contacting a substrate associative polymeric free radical initiator with at least one hydrophilic monomer, a monomer that is capable of both propagation and chain transfer, and optionally, a solvent;
- 10 (b) initiating polymerization of at least one hydrophilic monomer and a monomer capable of both propagation and chain transfer to form a hydrophilic segment on at least one terminus of the substrate associative polymer; and
- (c) cross-linking the hydrophilic segment during polymerization via monomeric chain transfer.

15

69. A composition comprising a water soluble, block copolymer of the following formula:

[A]-B-[Q], wherein

[A] is a segment that has an affinity for a medical device;

20 B is a linking group comprising an optionally-substituted, polyvalent linking group having a molecular weight of no more than 1000 g/mole; and

[Q] comprises a semi-crosslinked, ungelled segment derived from copolymerization of at least one ethylenically unsaturated monomer with a poly-functional ethylenically unsaturated monomer.

70. The composition of claim 1, wherein:

25 the block copolymer is stable, water soluble and cross-linked but not macroscopically gelled,

[Q] comprises a plurality of crosslinked primary polymer chains each having a degree of polymerization in the range of about 10 to about 10,000, and

30 [A] comprises a linear substrate associative segment on at least one terminal end of said block copolymer, wherein said substrate associative segment comprises between

about 1 and about 1000 repeating units, and said block copolymer is associated, via the linear substrate associative segment with a surface of the medical device.

71. The composition of claim 2, wherein said substrate associative segment is selected from the group consisting of a hydrophobic segment, a hydrophilic substrate associative
5 segment, a proton donating segment, a proton accepting segment, an ionic segment, a complexing segment, and a stimuli responsive segment.

72. The composition of claim 3, wherein the hydrophobic segment comprises siloxy groups.

73. The composition of claim 3 or 4, wherein the proton donating segment comprises one or more alcohols.

10 74. The composition of any one of claims 3-5, wherein the proton accepting segment comprises one or more amides.

75. The composition of any one of claims 3-6, wherein the ionic segment comprises one or more of the following: a carboxylate, a sulfonate, an ammonium salt, and a phosphonium salt.

15 76. The composition of any one of claims 3-7, wherein the complexing segment comprises one or more boronic acid functionalities and/or hydroxyl functionalities.

77. The composition of any one of claims 3-8, wherein the stimuli responsive segment comprises a polymer selected from the group consisting of temperature-responsive
20 polymers, pH responsive polymers, electrolyte responsive polymers, light responsive polymers and mixtures thereof.

78. The composition of claim 9, wherein the temperature-responsive polymer is poly(*N*-isopropylacrylamide) (PNIPAM).

79. A composition comprising an amphiphilic nanogel material comprising one or more cross-linked copolymers, wherein said copolymer comprises one or more hydrophilic
25 segments having a degree of polymerization in the range of about 10 to about 10,000, and wherein said one or more hydrophilic segments contains a linear silicone segment on at least one terminal end, wherein said linear silicone segment comprises between about 1 and about 200 siloxy units, and said amphiphilic nanogel material associates via the linear silicone segment, with a surface comprising at least one partially hydrophobic
30 substrate.

80. The composition of claim 11 wherein said hydrophilic segment of said nanogel has a degree of polymerization in the range of about 50 to about 5,000.
81. The composition of claim 11 wherein said hydrophilic segment of said nanogel has a degree of polymerization in the range of about 100 to about 1000.
- 5 82. The composition of claim 11 wherein said hydrophilic segment of said nanogel has a degree of polymerization in the range of about 100 to about 500.
83. The composition of claim 11 wherein said hydrophilic segment of said nanogel has a degree of polymerization in the range of about 100 to about 300.
84. The composition of any one of claims 11-15 wherein the hydrophilic segment and the
10 linear silicone segment are present in said nanogel in a weight ratio, based upon the degree of polymerization, in the range of about 1:1 to about 500:1.
85. The composition of claim 16 wherein the weight ratio of the hydrophilic segment to the linear silicone segment, based upon degree of polymerization, is in the range of about 1:1 to about 200:1.
- 15 86. The composition of claim 17 wherein the weight ratio of the hydrophilic segment to the linear silicone segment, based upon degree of polymerization is in the range of about 1:1 to about 10:1.
87. The composition of any one of claims 11-18 wherein said hydrophilic segment has a cross-linker to primary chain molar ratio in the range of about 0.01 to about 1.5.
- 20 88. The composition of any one of claims 11-19 wherein said hydrophilic segment is cross-linked to other hydrophilic segments of said amphiphilic copolymer having polydispersity indices (PDIs) of less than about 1.5.
89. The composition of claim 20 wherein said hydrophilic segment is cross-linked by covalent bonding, ionic bonding, hydrogen bonding, or a combination thereof.
- 25 90. The composition of any one of claims 11-21 wherein said silicone segment comprises polydialkylsiloxane, polydiarylsiloxane, and mixtures thereof.
91. The composition of claim 22 wherein said alkyl is selected from C₁-C₄ alkyl.
92. The composition of claim 22 or 23 wherein said polydialkylsiloxane comprises polydimethylsiloxane or polydiethylsiloxane.
- 30 93. The composition of any one of claims 11-24 wherein said hydrophilic segment is formed from monomers selected from the group consisting of vinyl amides, vinyl lactones,

vinylimides, vinyl lactams, hydrophilic (meth)acrylates, (meth)acrylamides, and mixtures thereof.

94. The composition of claim 20 wherein said hydrophilic segment is cross-linked by a cross-linking agent selected from the group consisting of an *N,N'*-alkylenebis(meth)acrylamide, an polyalkyleneglycoldi(meth)acrylate, an polyalkyleneglycoldi(meth)acrylamide, and combinations thereof.

95. The composition of any one of claims 11-26 wherein the surface comprising at least one partially hydrophobic substrate comprises a silicone hydrogel which comprises a contact angle of no more than about 50° after said surface has been treated with said amphiphilic nanogel material.

96. A method of making a stable, block copolymer that is cross-linked but not macroscopically gelled, the method comprising:

(e) reacting a terminally-functionalized polydialkylsiloxane with a functional moiety capable of controlling the polymerization of unsaturated monomers to form a polysiloxane-functional controlled radical polymerization (CRP) agent;

(f) contacting the polysiloxane-functional CRP agent with at least one hydrophilic monomer, a free radical initiator, a cross-linking agent, and, optionally, a solvent;

(g) polymerizing the at least one hydrophilic monomer in the presence of the polysiloxane-functional CRP agent to form a hydrophilic segment on the polysiloxane-functional CRP agent, such that an active portion of the CRP compound is on a terminal end of said hydrophilic segment and a silicone segment is on an opposite terminus; and

(h) cross-linking the hydrophilic segment during polymerization.

97. The method of claim 28 wherein said CRP agent is a reversible addition fragment transfer (RAFT) agent.

98. The method of claim 28 wherein said CRP agent is an atom transfer radical polymerization (ATRP) agent

99. The method of claim 28 wherein said CRP agent is a telluride-mediated polymerization (TERP) agent

100. The method of claim 28 wherein said CRP agent is a nitroxide-mediated living radical polymerization (NMP) agent.

101. The composition of claim 11 wherein said block copolymer is formed by

- (e) reacting a hydroxyl alkyl terminated polydialkylsiloxane with 4-(bromomethyl)benzoyl bromide in the presence of at least one hindered non-nucleophilic amine and subsequently reacting a thiocarbonylthio anion to form a polysiloxane-functional RAFT agent having a silicone segment and a dithio compound on one terminus of said silicone segment;
- (f) contacting the polysiloxane-functional RAFT agent with at least one hydrophilic monomer, a free radical initiator, a cross-linking agent, and an optional solvent;
- (g) polymerizing said at least one hydrophilic monomer in the presence of the polysiloxane-functional RAFT agent to form a hydrophilic segment on the polysiloxane-functional RAFT agent, such that the dithio compound is on a terminal end of said hydrophilic segment and the silicone segment is on an opposite terminus; and
- (h) cross-linking the hydrophilic segment during polymerization with a cross-linking agent.

102. The composition of claim 11 wherein said block copolymer is formed by

- (e) reacting a silane-terminated polydialkylsiloxane with 1-(chloromethyl)-4-vinylbenzene in the presence of a platinum catalyst and subsequently reacting a thiocarbonylthio anion to form a polysiloxane-functional RAFT agent having a silicone segment and a thiocarbonylthio compound on one terminus of said silicone segment;
- (f) contacting the polysiloxane-functional RAFT agent with at least one hydrophilic monomer, a free radical initiator, a cross-linking agent, and an optional solvent; and
- (g) polymerizing at least one hydrophilic monomer in the presence of the polysiloxane-functional RAFT agent to form a hydrophilic segment on the polysiloxane-function RAFT agent, such that the dithio compound is on a terminal end of said hydrophilic segment and the silicone segment is on the opposite terminus; and
- (h) cross-linking the hydrophilic segment during polymerization.

103. A process comprising contacting a silicone-containing contact lens with a solution comprising at least one stable block copolymer that is cross-linked but not macroscopically gelled in an amount effective to inhibit lipid uptake by the lens comprising in said polymer's backbone, a hydrophilic segment that has a degree of polymerization in the range of about 10 to about 10,000, and a linear substrate associative segment on at least one terminal end of said block copolymer, wherein said substrate associative segment comprises between about 1 and about 200 repeating units, under contacting conditions suitable to associate said block copolymer with said silicone-containing contact lens.
104. The process of claim 35 wherein said contact lens comprises a silicone hydrogel contact lens.
105. The process of claim 35 or 36 wherein said hydrophilic segment has a cross-linker to primary chain molar ratio in the range of about 0.01 to about 1.5.
106. The process of any one of claims 35-37 wherein said effective amount is at least about 10 ppm.
107. The process of any one of claims 35-39 wherein said effective amount is in the range of about 10 ppm to about 10,000 ppm.
108. The process of claim 35 wherein the lipid uptake by the lens is no more than about 10 $\mu\text{g}/\text{lens}$.
109. A process comprising:
- (c) forming a reaction mixture comprising at least one silicone-containing component, at least and at least one stable block copolymer that is cross-linked but not macroscopically gelled, comprising in said polymer's backbone, a hydrophilic segment that has a degree of polymerization in the range of about 10 to about 10,000, and a linear silicone segment on at least one terminal end of said block copolymer, wherein said silicone segment comprises between about 1 and about 200 siloxy units, and
 - (d) curing said reaction mixture to form a contact lens.
110. The process of claim 41 wherein said reaction mixture further comprises at least one hydrophilic component.

111. The process of claim 41 or 42 wherein said reaction mixture comprises about 0.1 to about 50 wt% of the block copolymer.
112. The process of claim 43 wherein said reaction mixture comprises about 1 to about 20 wt% of the block copolymer.
- 5 113. The process of claim 44 wherein said reaction mixture comprises about 2 to about 15 wt% of the block copolymer.
114. An ophthalmic device comprising a silicone-containing polymer and at least one stable, block copolymer that is cross-linked but not macroscopically gelled comprising in said block copolymer's backbone, a hydrophilic segment that has a degree of polymerization
10 in the range of about 10 to about 10,000, and a linear substrate associative segment on at least one terminal end of said block copolymer, wherein said silicone segment comprises between about 1 and about 200 siloxy units, wherein said block copolymer is associated, via the linear substrate associative segment with a surface comprising at least one hydrophobic site and provides said ophthalmic device with a reduction in lipid uptake
15 compared to the silicone-containing polymer of at least about 20%.
115. The ophthalmic device of claim 46 wherein said lipid uptake is less than about 12 $\mu\text{g}/\text{lens}$.
116. The ophthalmic device of claim 47 wherein said lipid uptake is about 10 $\mu\text{g}/\text{lens}$ or less.
117. The ophthalmic device of any one of claims 46-48 wherein said hydrophilic segment has
20 a cross-linker to primary chain molar ratio in the range of about 0.01 to about 1.5.
118. The ophthalmic device of any one of claims 46-49 wherein said at least one stable block copolymer comprises 6 to 60 siloxy repeat units.
119. The ophthalmic device of any one of claims 46-50 wherein said hydrophilic segment of said block copolymer has a degree of polymerization in the range of about 50 to about
25 5,000.
120. The ophthalmic device of claim 51 wherein said hydrophilic segment of said block copolymer has a degree of polymerization in the range of about 100 to about 1000.
121. The ophthalmic device of any one of claims 46-52 wherein hydrophilic segment and the linear substrate associative segment comprising a linear silicone are present in said block
30 copolymer in a weight ratio, based upon the degree of polymerization, in the range of about 1:1 and about 500:1.

122. The ophthalmic device of claim 53 wherein the weight ratio of hydrophilic segment to the linear silicone, based upon degree of polymerization is in the range of about 1:1 and about 200:1.
123. The ophthalmic device of any one of claims 46-54 wherein said at least one stable block copolymer comprises 6 to 60 siloxy repeat units.
124. The ophthalmic device of claim 55 wherein said at least one stable block copolymer comprises 6 to 20 siloxy repeat units.
125. An ophthalmic solution comprising at least one stable block copolymer that is cross-linked but not macroscopically gelled comprising in said polymer's backbone, a hydrophilic segment having a degree of polymerization in the range of about 10 to about 10,000, and a linear substrate associative segment on at least one terminal end of said polymer, wherein said linear substrate associative segment comprises between about 1 and about 200 siloxy units, wherein said block copolymer is present in an amount effective to reduce lipid uptake of an ophthalmic device contacted with said solution and said ophthalmic solution is transparent.
126. The ophthalmic solution of claim 57 or 58 wherein said hydrophilic segment has a cross-linker to primary chain molar ratio in the range of about 0.01 to about 1.5.
127. The ophthalmic solution of claim 57 wherein said at least one stable block copolymer comprises 6 to 60 siloxy repeat units.
128. The ophthalmic solution of claim 59 wherein said at least one stable block copolymer comprises 6 to 20 siloxy repeat units.
129. The ophthalmic solution of any one of claims 57-60 wherein said at least one stable block copolymer is present in an amount in the range of about 0.005 and about 2 weight %.
130. The ophthalmic solution of claim 61 wherein said at least one stable block copolymer is present in an amount in the range of about 0.01 and about 0.5 weight %.
131. The ophthalmic solution of any one of claims 57-62 wherein said hydrophilic segment of said block copolymer has a degree of polymerization in the range of about 50 to about 1,000.
132. The ophthalmic solution of claim 63 wherein said hydrophilic segment of said block copolymer has a degree of polymerization in the range of about 100 to about 500.

133. The ophthalmic solution of any one of claim 57-64 wherein the hydrophilic segment and the linear substrate associative segment comprising a linear silicone segment are present in said block copolymer in a weight ratio, based upon the degree of polymerization, in the range of about 1:1 to about 500:1.
- 5 134. The ophthalmic solution of claim 65 wherein the weight ratio of the hydrophilic segment to the linear silicone segment, based upon degree of polymerization is in the range of about 1:1 to about 200:1.
135. The ophthalmic solution of any one of claims 57-66 wherein said ophthalmic device is a contact lens formed from a reaction mixture comprising at least one hydrophobic component.
- 10 136. The ophthalmic solution of any one of claims 58-67 where said contact lens comprises a silicone hydrogen.
137. The ophthalmic solution of claim 68 wherein said contact lens is uncoated.
138. A method of making a stable, block copolymer that is cross-linked but not macroscopically gelled, the method comprising:
- 15 (d) contacting (i) a macro controlled radical polymerization (CRP) agent having a formula
- [A]-CRP
- wherein [A] is polymer segment that has an affinity for a medical device and CRP is functional terminal moiety capable of controlling the polymerization of unsaturated monomers with (ii) at least one hydrophilic monomer, a free radical initiator, a cross-linking agent, and, optionally, a solvent;
- 20 (e) polymerizing the at least one hydrophilic monomer in the presence of the [A]-CRP agent to form a hydrophilic segment on the [A]-CRP agent, such that an active portion of the macro CRP agent is on a terminal end of said hydrophilic segment and the [A] segment is on an opposite terminus; and
- 25 (f) cross-linking the hydrophilic segment during or after polymerization.
139. A method of making a stable, block copolymer that is cross-linked but not macroscopically gelled, the method comprising:
- 30

- (d) contacting a substrate associative polymeric free radical initiator with at least one hydrophilic monomer, a monomer that is capable of both propagation and chain transfer, and optionally, a solvent;
- (e) initiating polymerization of at least one hydrophilic monomer and a monomer capable of both propagation and chain transfer to form a hydrophilic segment on at least one terminus of the substrate associative polymer; and
- (f) cross-linking the hydrophilic segment during polymerization via monomeric chain transfer.

140. The process of claim 72 or any one of 35-40, wherein said contact lens is not pretreated prior to said contacting step.

141. The process of claim 35, further comprising contacting said contact lens with a second solution comprising a second polymer under conditions suitable to bond or associate said second polymer with said block copolymer.

142. The process of claim 73, wherein said second polymer is selected from the group consisting of linear, branched or crosslinked polymers comprising group capable of bonding to or associating with said block copolymer.

143. The process of claim 74, wherein said block copolymer comprises proton donating groups in said hydrophilic segment and said second polymer comprises proton receiving groups.

144. The process of claim 75 wherein said second polymer is selected from the group consisting of poly-*N*-vinyl pyrrolidone, poly-*N*-vinyl-2-piperidone, poly-*N*-vinyl-2-caprolactam, poly-*N*-vinyl-3-methyl-2-caprolactam, poly-*N*-vinyl-3-methyl-2-piperidone, poly-*N*-vinyl-4-methyl-2-piperidone, poly-*N*-vinyl-4-methyl-2-caprolactam, poly-*N*-vinyl-3-ethyl-2-pyrrolidone, and poly-*N*-vinyl-4,5-dimethyl-2-pyrrolidone, polyvinylimidazole, poly-*N,N*-dimethylacrylamide, polyvinyl alcohol, polyethylene-oxide, poly-2-ethyl-oxazoline, heparin polysaccharides, polysaccharides, and mixtures and copolymers thereof.

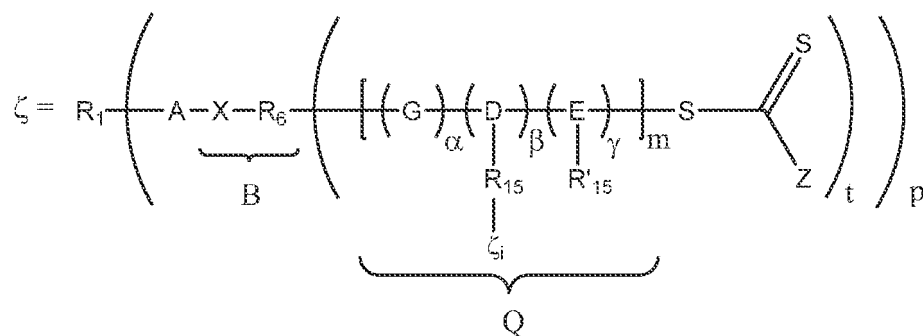
145. The process of claim 74, wherein said block copolymer comprises proton receiving groups in said hydrophilic segment and said second polymer comprises proton donating groups.

146. The process of claim 74 wherein said at least one second polymer is present in the solution in concentrations up to about 50,000 ppm.

147. The process of any one of claims 74-77 wherein said at least one second polymer is present in the solution in concentrations between about 10 and 5000 ppm.

5 148. The process of any one of claims 74-79 wherein said second contacting step is conducted at a pH between about 6 and about 8.

149. The composition of any one of claims 1-10 wherein block copolymer has primary chains, ζ , represented by the formula



10 wherein

R_1 is selected from the group consisting of substituted and unsubstituted C_{1-24} alkyl;

A is selected from the group consisting of linear dialkyl or diaryl polysiloxanes having 6-1,000 repeating units, and alkenes having 2 to 25 carbon atoms which may be optionally substituted with atoms selected from S, O, N, P and combinations thereof;

15 R_6 is a free radical leaving group that initiates free radical polymerization;

X is selected from $-O-(CO)-$, $-(CO)O-$, $-NR_8-(CO)-$, $-(CO)NR_8-$, $-O-$, C_{1-12} alkylene, C_{1-4} alkylene or a direct bond;

G is a polymerization residue of at least one hydrophilic monomer;

D is a polymerization residue comprising at least one reactive group, R'_{15}

20 E is a polymerization residue comprising R_{15} a residue of a crosslinker which has polymerized with another polymer segment ζ_i

α , β , γ are relative molar amounts (in mole fraction) of G, D, and E;

Z is selected from the group consisting of hydrogen, chlorine, fluorine, optionally substituted alkyl, optionally substituted aryl, optionally substituted heterocyclyl, optionally substituted alkylthio, optionally substituted alkoxy, optionally substituted alkoxycarbonyl, optionally substituted aryloxycarbonyl (-COOR^{''}), carboxy (-COOH), optionally substituted acyloxy (-O₂CR^{''}), optionally substituted carbamoyl (-CONR^{''}₂), cyano (-CN), dialkyl- or diaryl-phosphonato [-P(=O)(OR^{''})₂], dialkyl- or diaryl-phosphinato [-P(=O)(OR^{''})₂], and a polymer chain formed by any mechanism;

ζ_i is another primary chain that is cross-linked to a primary chain, ζ ,

t is 1 or an integer greater than 1; and p is 1 or an integer greater than 1.

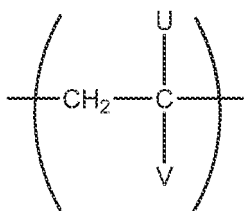
150. The composition of claim 81 wherein G is a residue of at least one hydrophilic monomer selected from the group consisting of *N*-vinyl pyrrolidone, *N*-vinyl-2- piperidone, *N*-vinyl-2-caprolactam, *N*-vinyl-3-methyl-2- caprolactam, *N*-vinyl-3-methyl-2-piperidone, *N*-vinyl-4-methyl-2- piperidone, *N*-vinyl-4-methyl-2-caprolactam, *N*-vinyl-3-ethyl-2- pyrrolidone, *N*-vinyl-4,5-dimethyl-2-pyrrolidone, vinylimidazole, *N,N*-dimethylacrylamide, acrylamide, *N,N*-bis(2-hydroxyethyl)acrylamide, acrylonitrile, *N*-isopropyl acrylamide, vinyl acetate, (meth)acrylic acid, polyethylene glycol (meth)acrylates, 2-ethyl oxazoline, *N*-(2-hydroxypropyl) (meth)acrylamide, *N*-(2-hydroxyethyl) (meth)acrylamide, 2-methacryloyloxyethyl phosphorylcholine, 3-(dimethyl(4-vinylbenzyl)ammonio)propane-1-sulfonate (DMVBAPS), 3-((3-acrylamidopropyl)dimethylammonio)propane-1-sulfonate (AMPDAPS), 3-((3-methacrylamidopropyl)dimethylammonio)propane-1-sulfonate (MAMPDAPS), 3-((3-(acryloyloxy)propyl)dimethylammonio)propane-1-sulfonate (APDAPS), methacryloyloxy)propyl)dimethylammonio)propane-1-sulfonate (MAPDAPS), *N,N*-dimethylaminopropyl(meth)acrylamide, *N*-vinyl-*N*-methylacetamide, *N*-vinylacetamide, *N*-vinyl-*N*-methylpropionamide, *N*-vinyl-*N*-methyl-2-methylpropionamide, *N*-vinyl-2-methylpropionamide, *N*-vinyl-*N,N'*-dimethylurea, and the like, and mixtures thereof.

151. The composition of claim 81 wherein G is a residue of at least one hydrophilic monomer selected from the group consisting of *N*-vinyl pyrrolidone, *N*-vinyl-*N*-methylacetamide, 2-methacryloyloxyethyl phosphorylcholine, (meth)acrylic acid, *N,N*-dimethylacrylamide, *N*-hydroxypropyl methacrylamide, mono-glycerol methacrylate, 2-hydroxyethyl acrylamide,

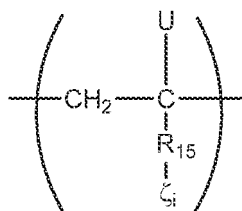
bishydroxyethyl acrylamide, and 2,3-dihydroxypropyl (meth)acrylamide and the like and mixtures thereof.

152. The composition of claim 82 or 83 wherein G further comprises a residue of at least one charged monomers selected from the group consisting of methacrylic acid, acrylic acid, 3-acrylamidopropionic acid (ACA1), 4-acrylamidobutanoic acid, 5-acrylamidopentanoic acid (ACA2), 3-acrylamido-3-methylbutanoic acid (AMBA), N-vinyloxycarbonyl- α -alanine, N-vinyloxycarbonyl- β -alanine (VINAL), 2-vinyl-4,4-dimethyl-2-oxazolin-5-one (VDMO), reactive sulfonate salts, including, sodium-2-(acrylamido)-2-methylpropane sulphonate (AMPS), 3-sulphopropyl (meth)acrylate potassium salt, 3-sulphopropyl (meth)acrylate sodium salt, bis 3- sulphopropyl itaconate di sodium, bis 3- sulphopropyl itaconate di potassium, vinyl sulphonate sodium salt, vinyl sulphonate salt, styrene sulfonate, sulfoethyl methacrylate, and combinations thereof.

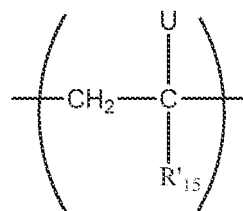
153. The composition of claim 81 where G, D and E are repeating units of the formulae



G



D



E

wherein U is selected from the group consisting of hydrogen, halogen, C₁-C₄ alkyl which may be optionally substituted with hydroxyl, alkoxy, aryloxy (OR''), carboxy, acyloxy, aryloxy (O₂CR''), alkoxy-carbonyl, aryloxy-carbonyl (CO₂R'') and combinations thereof;

V is selected from the group consisting of hydrogen, R'', CO₂H, CO₂R'', COR'', CN, CONH₂, CONHR'', CONR''₂, O₂CR'', OR'' and halogen; cyclic and acyclic N-vinyl amides and combinations thereof;

R'' is independently selected from the group consisting of optionally substituted C₁-C₁₈ alkyl, C₂-C₁₈ alkenyl, aryl, heterocyclyl, alkaryl wherein the substituents are independently selected from the group that consists of epoxy, hydroxyl, alkoxy, acyl, acyloxy, carboxy and

carboxylates, sulfonic acid and sulfonates, alkoxy- or aryloxy-carbonyl, isocyanato, cyano, silyl, halo, and dialkylamino; phosphoric acid;

R_{15} is any carbon-containing structure that comprises a cross-link between two ζ -chains, and is derived from R'_{15} ; and

5 R'_{15} is any carbon-containing structure containing at least one group capable of forming a covalent, ionic or hydrogen bond with other ζ -chains.

154. The composition of claim 85, wherein

R_1 is selected from the group consisting of substituted and unsubstituted C_{1-10} alkyl;

A is selected from the group consisting linear dialkyl or diaryl polysiloxanes of 6-200;

10 R_6 is selected from divalent groups selected from the group consisting of optionally substituted alkylenc; optionally substituted saturated, unsaturated or aromatic carbocyclic or heterocyclic rings; optionally substituted alkylthio; optionally substituted alkoxy; or optionally substituted dialkylamino;

U is selected from the group consisting of H, methyl;

15 R'' is selected from the group consisting of methyl, pyrrolidonyl, $-N-(CH_3)_2$, $-N(CH_3)-COCH_3$ (N-vinyl acetamide), $-CH_2CH_2-COOH$, $-CH_2CH_2CH_2-COOH$, $-CH_2CH_2CH_2CH_2-COOH$, $-(CH_3)_2-CH_2-SO_3H$, $-(CH_3)_2-CH_2-CO_2H$, $-CH_2CH_2CH_2-+N(CH_3)_2-CH_2CH_2CH_2-SO_3^-$, $-CH_2CH_2CH_2-^+N(CH_3)_2-CH_2CH_2-CO_2^-$, $-CH_2CH_2CH_2-^+N(CH_3)_2$, and combinations thereof; and R'_{15} comprises one or more unsaturated bonds.

20 155. The composition of claim 85 wherein

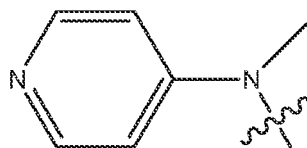
R_1 is selected from the group consisting of substituted or unsubstituted C_{1-6} alkyl groups;

A is selected from the group consisting linear dialkyl or diaryl polysiloxanes of 6-20 repeating units;

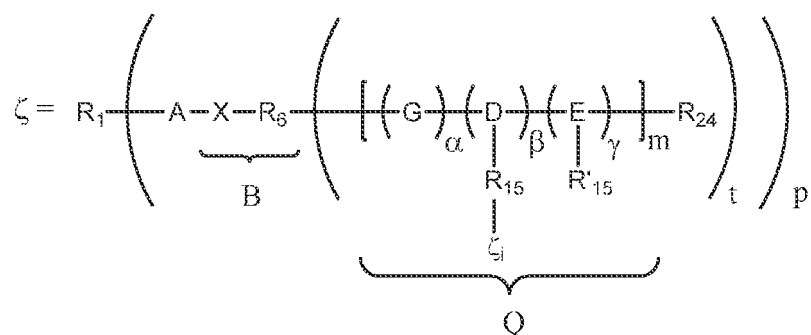
25 R_6 is selected from optionally substituted benzyl, optionally substituted phenyl, ethanoate, optionally substituted propionate, 4-cyanopentanoate, or isobutyrate functionalities;

V is selected from $-N-(CH_3)_2$.

156. The composition of any one of claims 81-87 wherein Z comprises a switchable functional group,



157. The composition of claim 1 wherein block copolymer has primary chains, ζ , represented
5 by the formula



wherein

R_1 is selected from the group consisting of substituted and unsubstituted C_{1-24} alkyl;

10 A is selected from the group consisting of linear dialkyl or diaryl polysiloxanes having 6-1,000 repeating units, and alkenes having 2 to 25 carbon atoms which may be optionally substituted with atoms selected from S, O, N, P and combinations thereof;

R_6 is a free radical leaving group that initiates free radical polymerization;

15 X is selected from $-O-(CO)-$, $-(CO)O-$, $-NR_8-(CO)-$, $-(CO)NR_8-$, $-O-$, C_{1-12} alkylene, C_{1-4} alkylene or a direct bond;

G is a polymerization residue of at least one hydrophilic monomer;

D is a polymerization residue comprising at least one reactive group, R'_{15}

E is a polymerization residue comprising R_{15} a residue of a crosslinker which has polymerized with another polymer segment ζ_i

20 R_{24} is any agent capable of controlling polymerization.

α , β , γ are relative molar amounts (in mole fraction) of G, D, and E; and

t is 1 or an integer greater than 1; and p is 1 or an integer greater than 1.

158. The composition of claim 89 wherein R_{24} is selected from the group consisting of monovalent RAFT agents, ATRP agents, TERP agents and NMP agents.

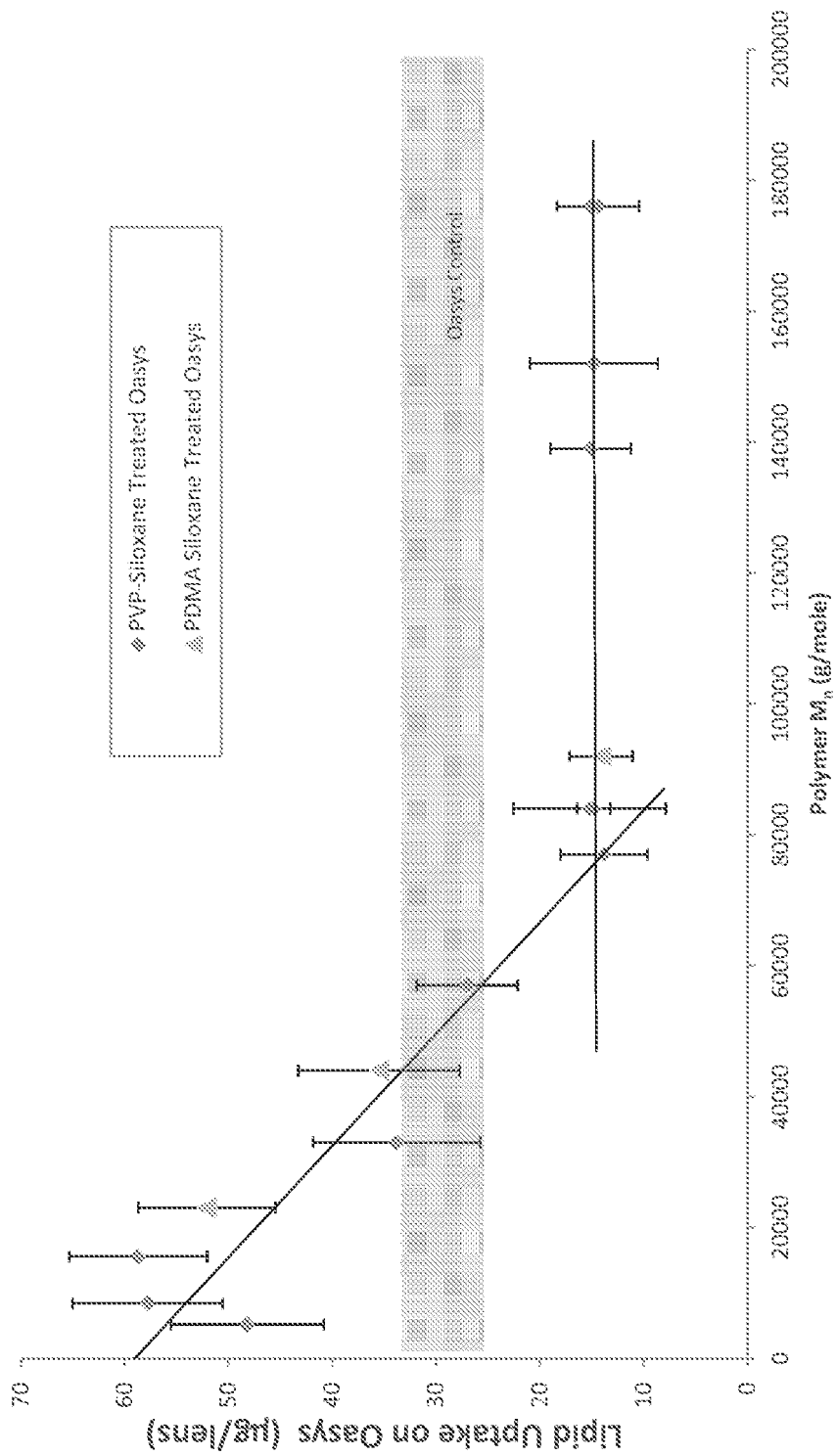


Figure 1
PRIOR ART

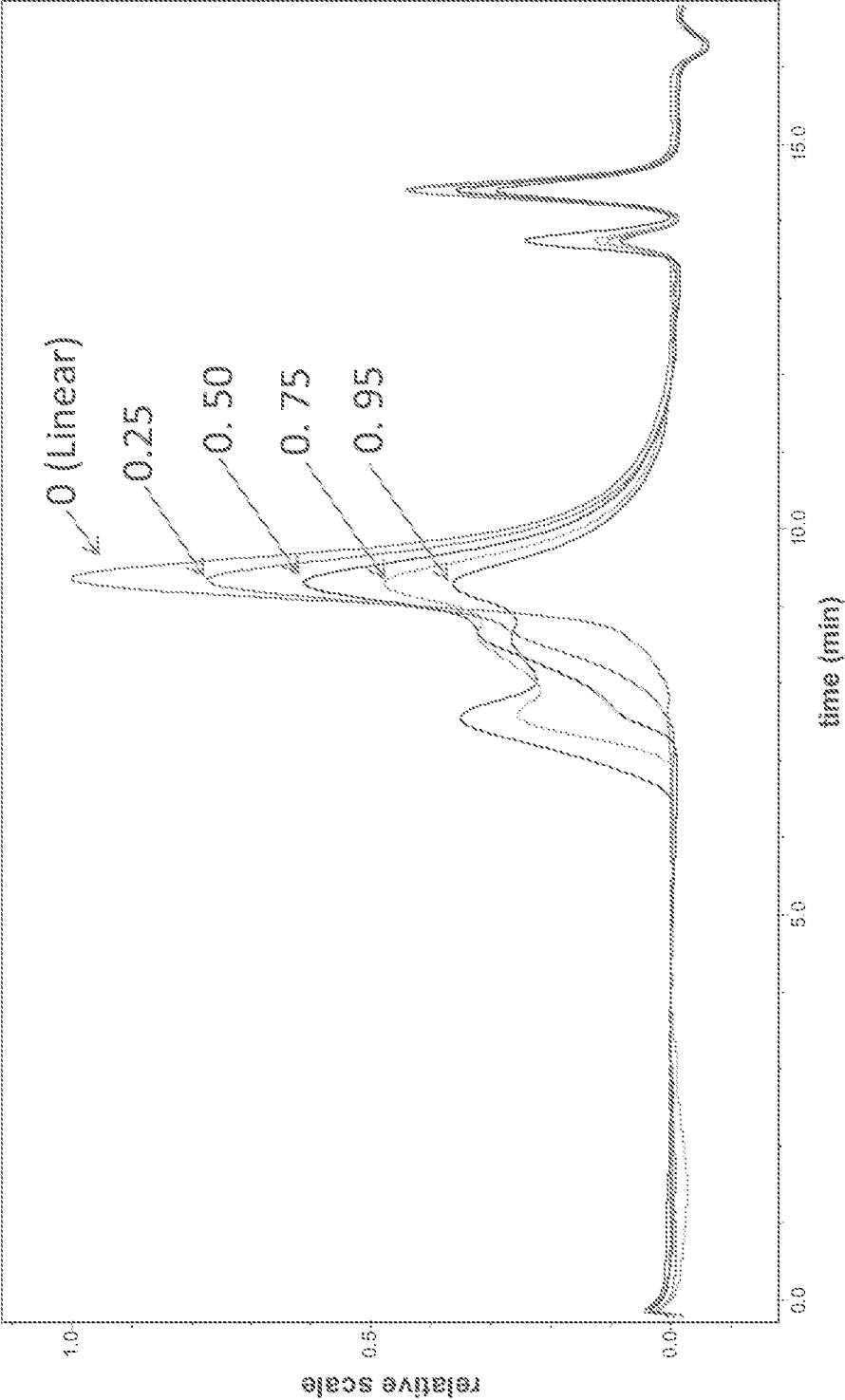


Figure 2

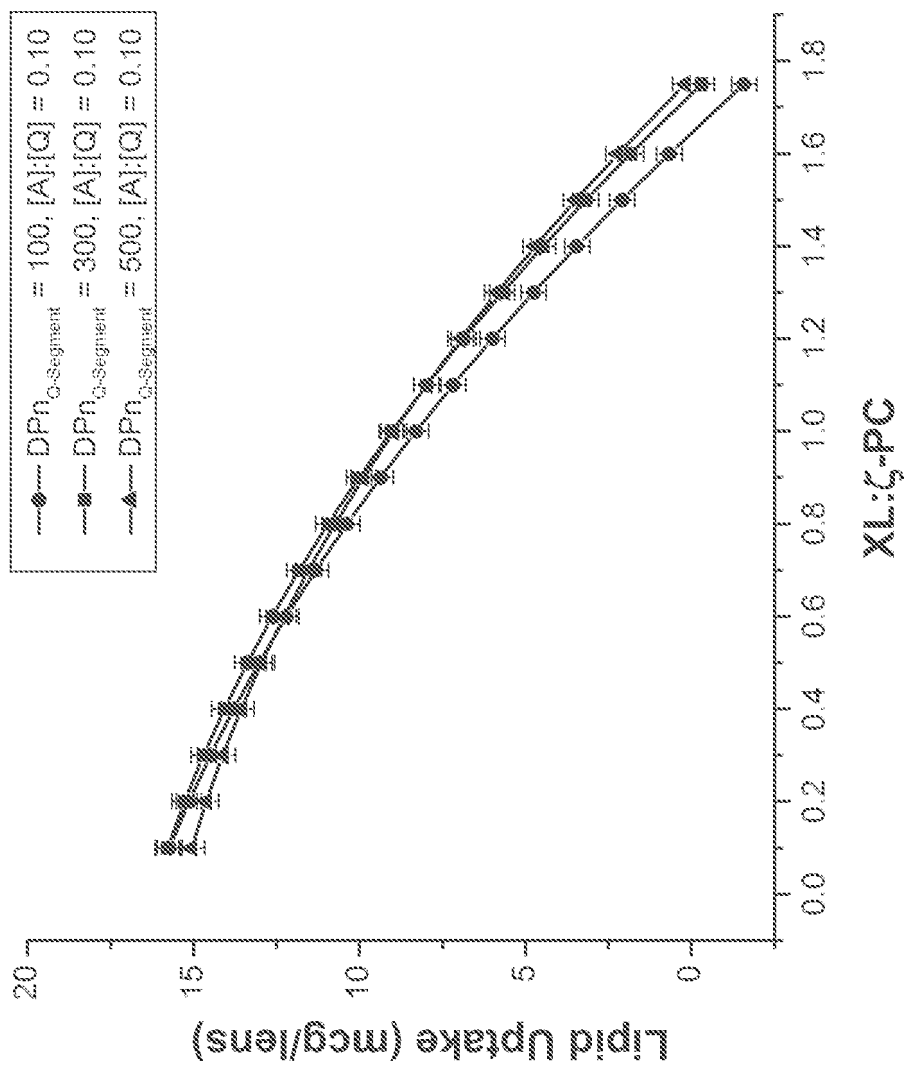


Figure 3

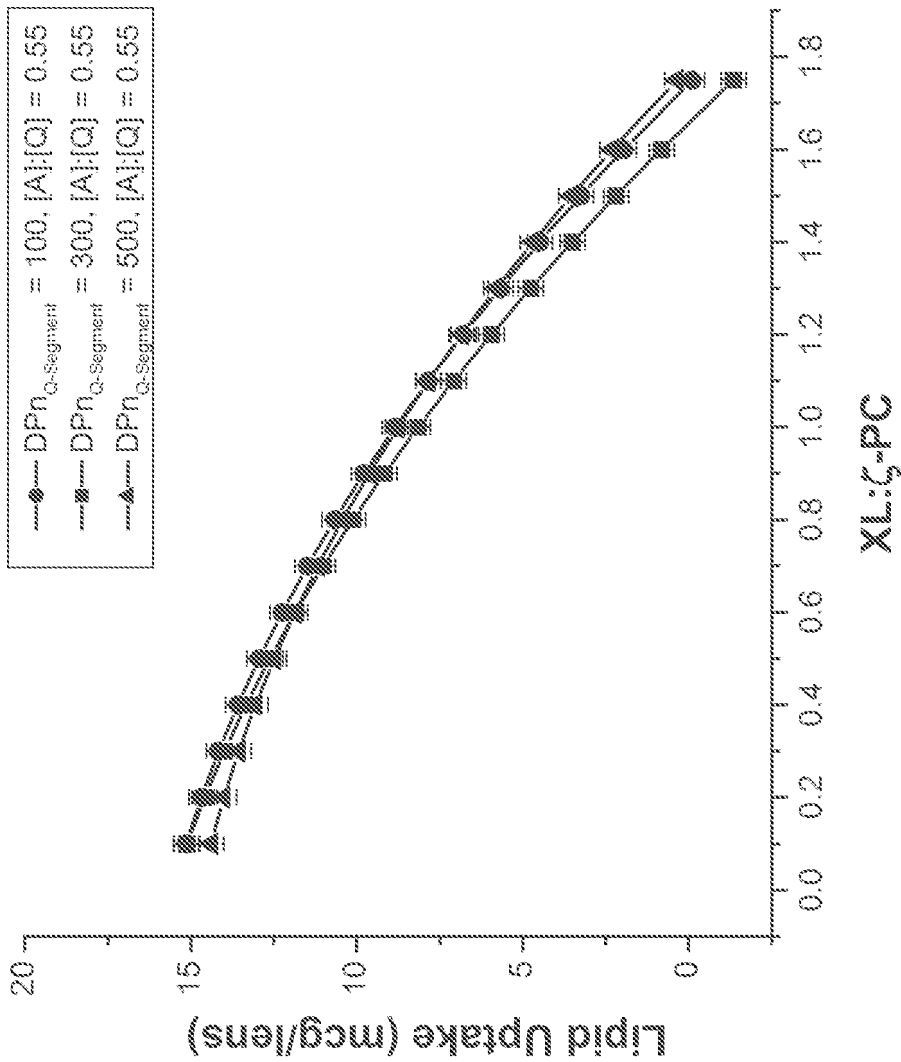


Figure 4

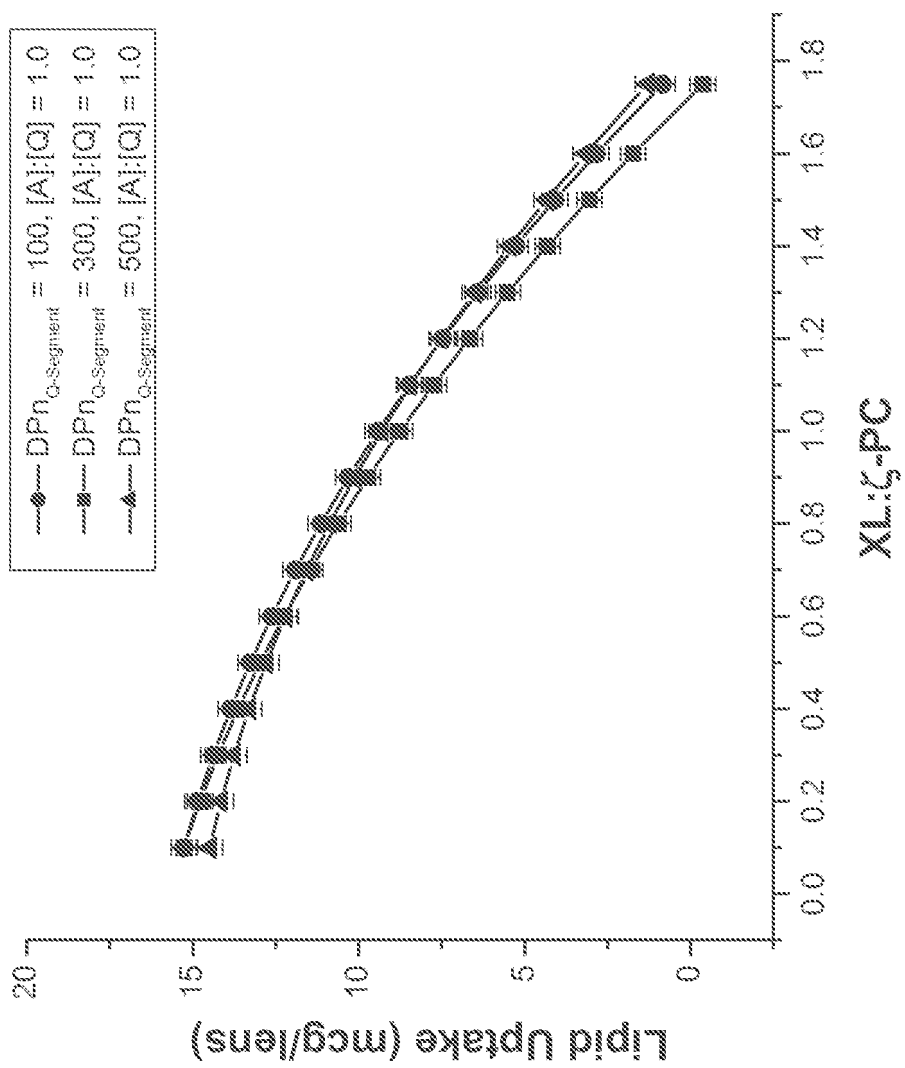


Figure 5

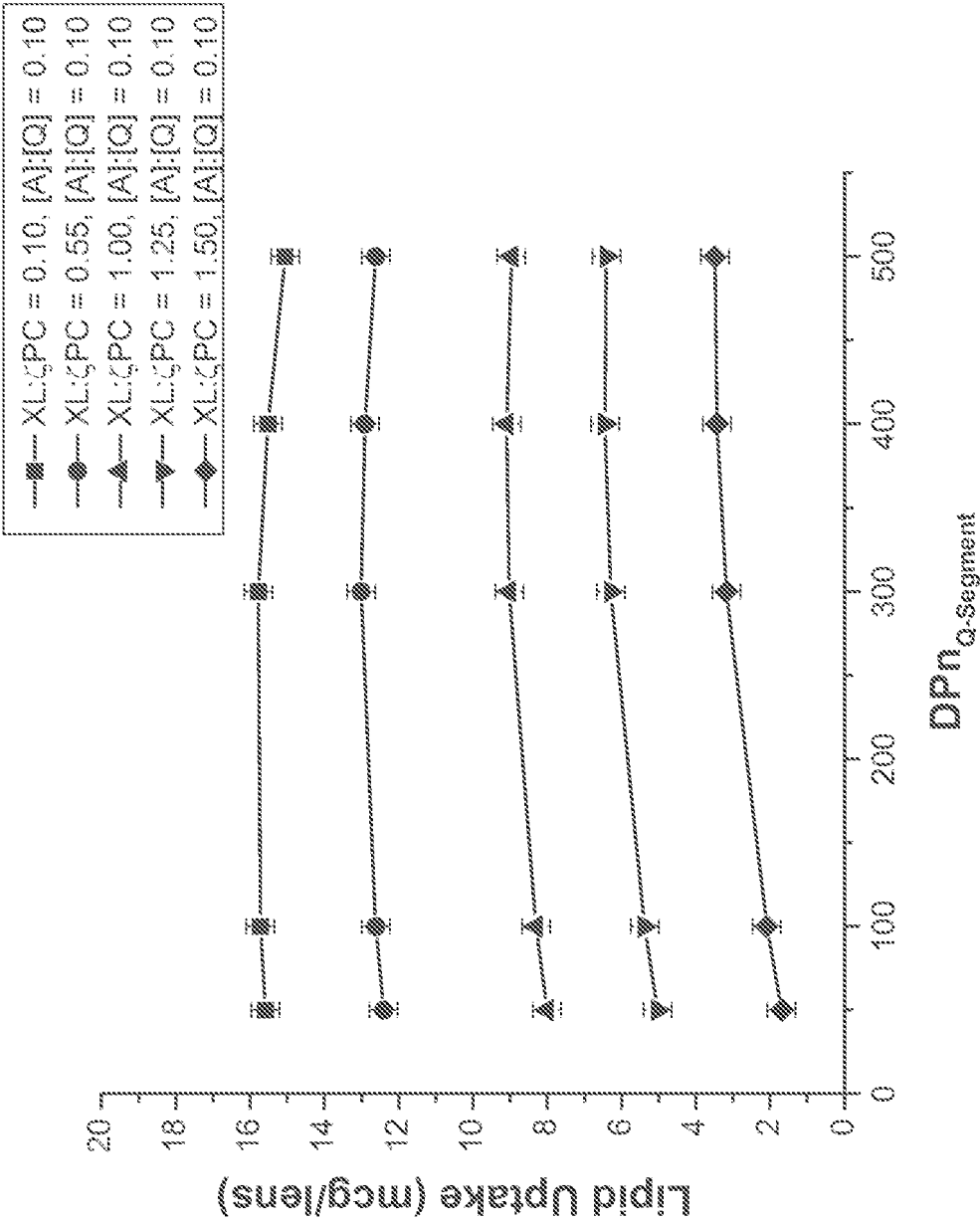


Figure 6

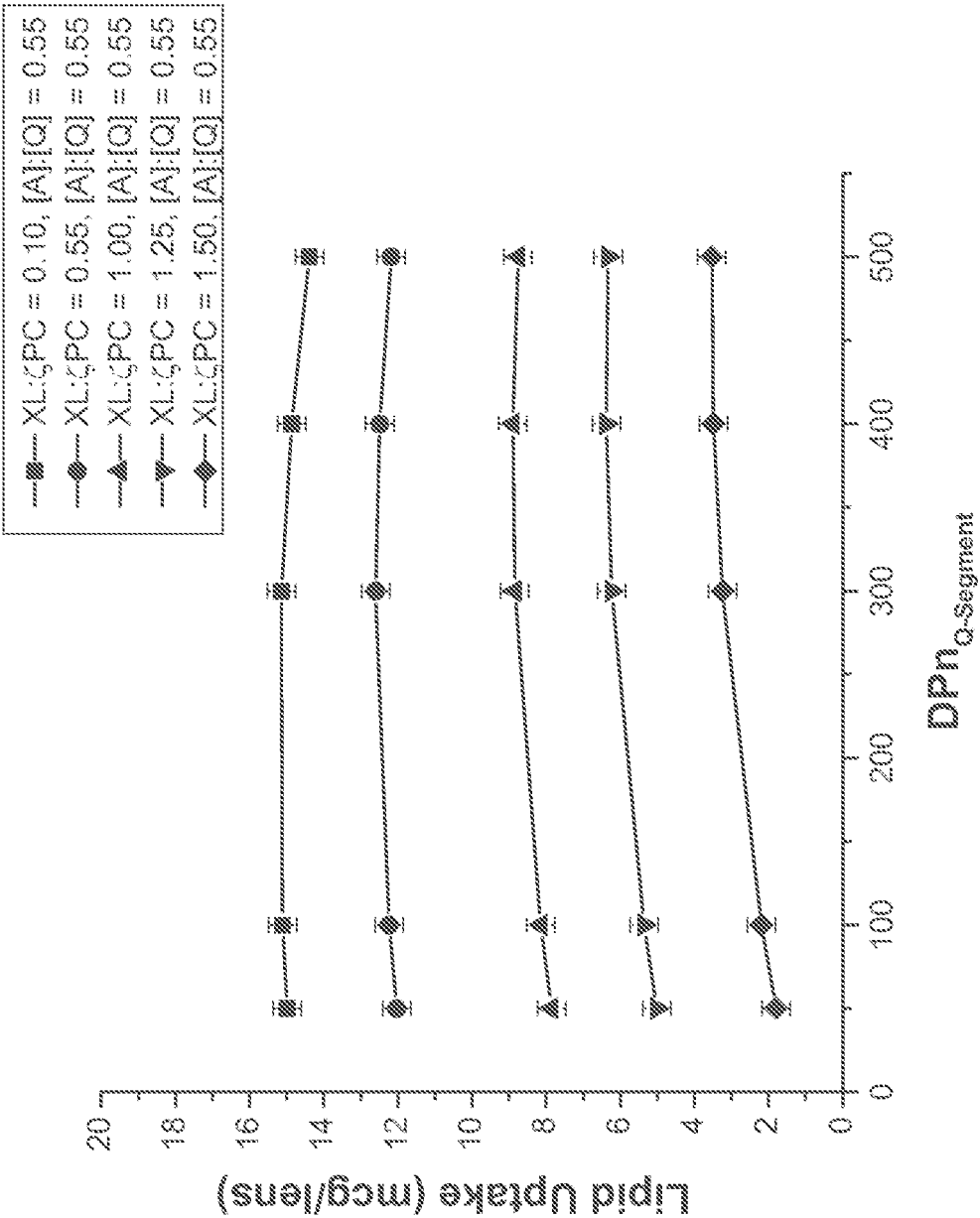


Figure 7

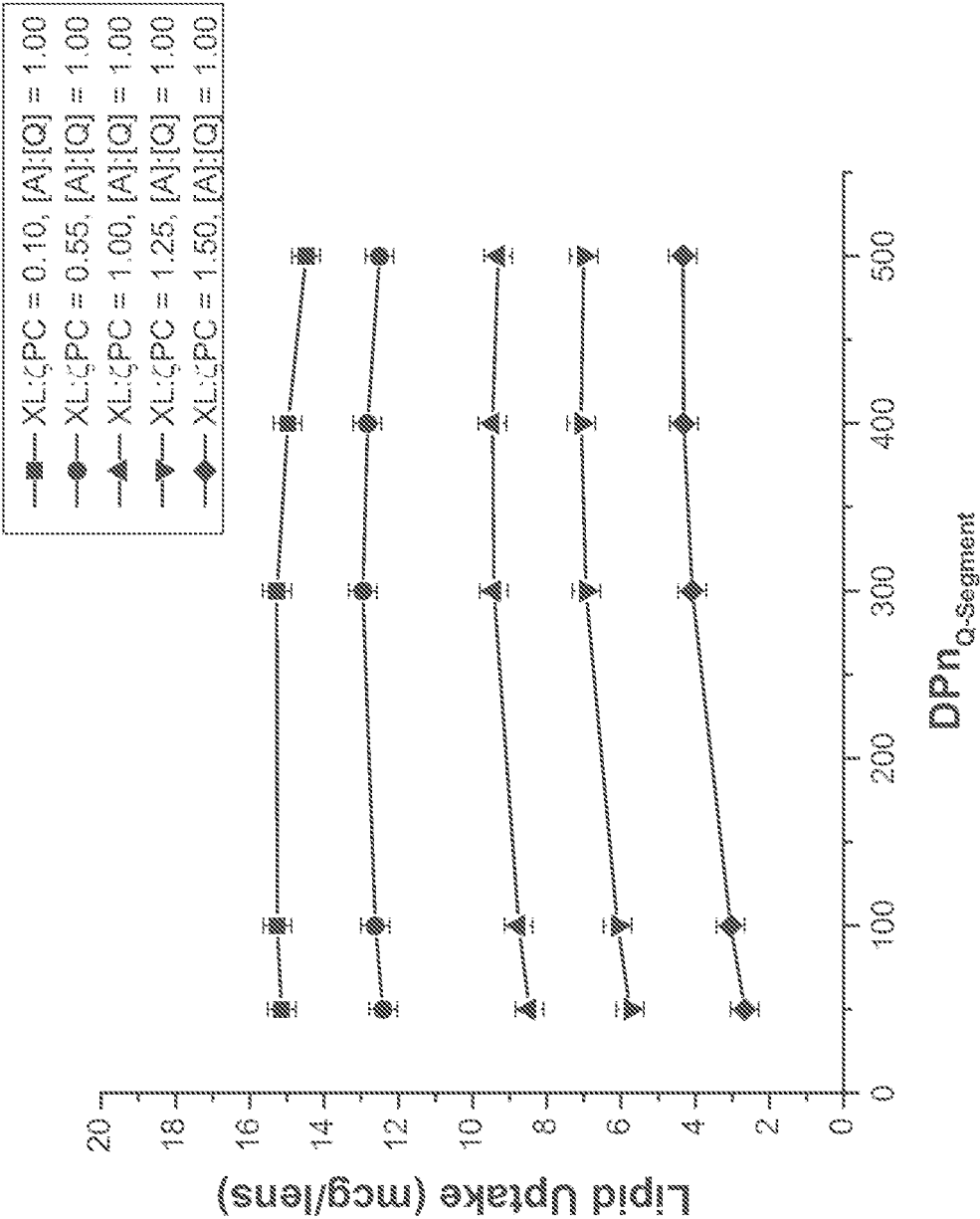


Figure 8



(51) International Patent Classification:

C08F 293/00 (2006.01) *B82Y 30/00* (2011.01)
G02B 1/04 (2006.01) *C08L 53/00* (2006.01)
C08J 7/00 (2006.01) *C08F 220/58* (2006.01)

(21) International Application Number:

PCT/US2013/042658

(22) International Filing Date:

24 May 2013 (24.05.2013)

(25) Filing Language:

English

(26) Publication Language:

English

(30) Priority Data:

61/651,767	25 May 2012 (25.05.2012)	US
61/771,961	4 March 2013 (04.03.2013)	US
61/771,959	4 March 2013 (04.03.2013)	US
13/840,919	15 March 2013 (15.03.2013)	US
13/899,694	22 May 2013 (22.05.2013)	US
13/899,676	22 May 2013 (22.05.2013)	US

(71) Applicant: **JOHNSON & JOHNSON VISION CARE, INC.** [US/US]; 7500 Centurion Parkway, Jacksonville, FL 32256 (US).

(72) Inventors: **SCALES, Charles, W.**; 1011 Eagle Point Drive, St. Augustine, FL 32092 (US). **MCCABE, Kevin, P.**; 2843 Sheephead Court, St. Augustine, FL 32092 (US). **HEALY, Brent, Matthew**; 1300 Shetter Ave., #8301, Jacksonville Beach, FL 32250 (US).

(74) Agents: **JOHNSON, Philip, S.** et al.; Johnson & Johnson, One Johnson & Johnson Plaza, New Brunswick, NJ 08933 (US).

(81) Designated States (unless otherwise indicated, for every kind of national protection available): AE, AG, AL, AM, AO, AT, AU, AZ, BA, BB, BG, BH, BN, BR, BW, BY, BZ, CA, CH, CL, CN, CO, CR, CU, CZ, DE, DK, DM, DO, DZ, EC, EE, EG, ES, FI, GB, GD, GE, GH, GM, GT, HN, HR, HU, ID, IL, IN, IS, JP, KE, KG, KM, KN, KP, KR, KZ, LA, LC, LK, LR, LS, LT, LU, LY, MA, MD, ME, MG, MK, MN, MW, MX, MY, MZ, NA, NG, NI, NO, NZ, OM, PA, PE, PG, PH, PL, PT, QA, RO, RS, RU, RW, SC, SD, SE, SG, SK, SL, SM, ST, SV, SY, TH, TJ, TM, TN, TR, TT, TZ, UA, UG, US, UZ, VC, VN, ZA, ZM, ZW.

(84) Designated States (unless otherwise indicated, for every kind of regional protection available): ARIPO (BW, GH, GM, KE, LR, LS, MW, MZ, NA, RW, SD, SL, SZ, TZ, UG, ZM, ZW), Eurasian (AM, AZ, BY, KG, KZ, RU, TJ, TM), European (AL, AT, BE, BG, CH, CY, CZ, DE, DK, EE, ES, FI, FR, GB, GR, HR, HU, IE, IS, IT, LT, LU, LV, MC, MK, MT, NL, NO, PL, PT, RO, RS, SE, SI, SK, SM, TR), OAPI (BF, BJ, CF, CG, CI, CM, GA, GN, GQ, GW, ML, MR, NE, SN, TD, TG).

Declarations under Rule 4.17:

— as to the identity of the inventor (Rule 4.17(i))

[Continued on next page]

(54) Title: POLYMERS AND NANOGEL MATERIALS AND METHODS FOR MAKING AND USING THE SAME

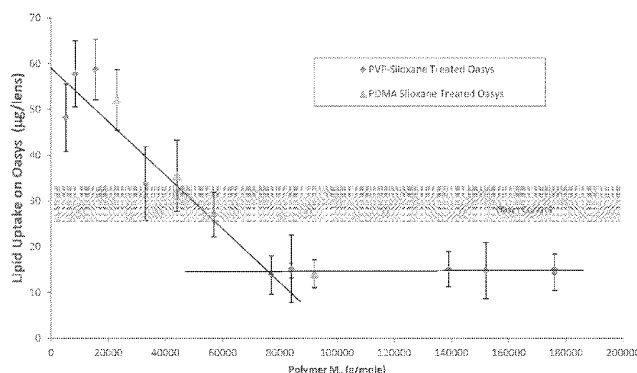


Figure 1
PRIOR ART

(57) Abstract: Provided are compositions comprising a block copolymer of the following formula: [A]- B-[Q], wherein [A] is a polymer that has an affinity for a substrate; B is a linking group comprising an optionally-substituted, polyvalent linking group having a molecular weight of no more than 1000 g/mole; and [Q] comprises a semi-crosslinked, ungelled polymer derived from copolymerization of an ethylenically unsaturated monomer with a poly-functional ethylenically unsaturated monomer. Such block copolymers are cross-linked via the [Q] segment, but not macroscopically gelled. The [Q] segment is hydrophilic and has a degree of polymerization in the range of about 10 to about 10,000. The [A] segment is located on at least one terminal end of said block copolymer, comprises between about 1 and about 200 repeating units. The block copolymer is associated, via the linear substrate associative segment with a surface comprising at least one hydrophobic site, such as a silicone hydrogel. The polymers may be incorporated into a formulation from which the silicone hydrogel is made or may be contacted with the silicone hydrogel post-formation.



- as to applicant's entitlement to apply for and be granted a patent (Rule 4.17(ii))
- as to the applicant's entitlement to claim the priority of the earlier application (Rule 4.17(iii))
- before the expiration of the time limit for amending the claims and to be republished in the event of receipt of amendments (Rule 48.2(h))

(88) Date of publication of the international search report:

Published:

17 July 2014

- with international search report (Art. 21(3))

INTERNATIONAL SEARCH REPORT

International application No

PCT/US2013/042658

A. CLASSIFICATION OF SUBJECT MATTER INV. C08F293/00 G02B1/04 C08J7/00 B82Y30/00 C08L53/00 C08F220/58 ADD. According to International Patent Classification (IPC) or to both national classification and IPC		
B. FIELDS SEARCHED Minimum documentation searched (classification system followed by classification symbols) G02B C08F C08J C08L B82Y Documentation searched other than minimum documentation to the extent that such documents are included in the fields searched Electronic data base consulted during the international search (name of data base and, where practicable, search terms used) EPO-Internal, WPI Data		
C. DOCUMENTS CONSIDERED TO BE RELEVANT		
Category*	Citation of document, with indication, where appropriate, of the relevant passages	Relevant to claim No.
X A	WO 2009/085759 A1 (BAUSCH & LOMB [US]; LINHARDT JEFFREY G [US]; SHIPP DEVON A [US]; KUNZL) 9 July 2009 (2009-07-09) claims; figure 3; examples ----- -/--	1-10, 70-78, 140, 142-149, 157 11-27, 33,34, 46-66, 80-95, 101,102, 115-124, 126-136, 150-156, 158
<input checked="" type="checkbox"/> Further documents are listed in the continuation of Box C. <input checked="" type="checkbox"/> See patent family annex.		
* Special categories of cited documents : "A" document defining the general state of the art which is not considered to be of particular relevance "E" earlier application or patent but published on or after the international filing date "L" document which may throw doubts on priority claim(s) or which is cited to establish the publication date of another citation or other special reason (as specified) "O" document referring to an oral disclosure, use, exhibition or other means "P" document published prior to the international filing date but later than the priority date claimed "T" later document published after the international filing date or priority date and not in conflict with the application but cited to understand the principle or theory underlying the invention "X" document of particular relevance; the claimed invention cannot be considered novel or cannot be considered to involve an inventive step when the document is taken alone "Y" document of particular relevance; the claimed invention cannot be considered to involve an inventive step when the document is combined with one or more other such documents, such combination being obvious to a person skilled in the art "&" document member of the same patent family		
Date of the actual completion of the international search 15 May 2014		Date of mailing of the international search report 27/05/2014
Name and mailing address of the ISA/ European Patent Office, P.B. 5818 Patentlaan 2 NL - 2280 HV Rijswijk Tel. (+31-70) 340-2040, Fax: (+31-70) 340-3016		Authorized officer Iraegui Retolaza, E

INTERNATIONAL SEARCH REPORT

International application No

PCT/US2013/042658

C(Continuation). DOCUMENTS CONSIDERED TO BE RELEVANT

Category*	Citation of document, with indication, where appropriate, of the relevant passages	Relevant to claim No.
X	WO 2009/085754 A1 (BAUSCH & LOMB [US]; LINHARDT JEFFREY G [US]; SHIPP DEVON A [US]; KUNZL) 9 July 2009 (2009-07-09)	1-10, 46-56, 70-78, 115-124, 140, 142-149, 157
A	claims; figure 3; examples	11-27, 33,34, 57-66, 80-95, 101,102, 126-136, 150-156, 158
X	----- WO 01/71392 A1 (NOVARTIS AG [CH]; NOVARTIS ERFIND VERWALT GMBH [AT]; MUELLER BEAT [CH]) 27 September 2001 (2001-09-27)	1-10, 70-78, 140, 142-149, 157
A	claims; examples	11-27, 33,34, 46-66, 80-95, 101,102, 115-124, 126-136, 150-156, 158
X	----- US 2011/275734 A1 (SCALES CHARLES [US] ET AL) 10 November 2011 (2011-11-10)	1-10, 46-66, 70-78, 115-124, 126-136, 140, 142-149, 157
A	claims; examples	11-27, 33,34, 80-95, 101,102, 150-156, 158

INTERNATIONAL SEARCH REPORT

International application No.
PCT/US2013/042658

Box No. II Observations where certain claims were found unsearchable (Continuation of item 2 of first sheet)

This international search report has not been established in respect of certain claims under Article 17(2)(a) for the following reasons:

1. ☐ Claims Nos.:
because they relate to subject matter not required to be searched by this Authority, namely:
2. ☐ Claims Nos.:
because they relate to parts of the international application that do not comply with the prescribed requirements to such an extent that no meaningful international search can be carried out, specifically:
3. ☐ Claims Nos.:
because they are dependent claims and are not drafted in accordance with the second and third sentences of Rule 6.4(a).

Box No. III Observations where unity of invention is lacking (Continuation of item 3 of first sheet)

This International Searching Authority found multiple inventions in this international application, as follows:

see additional sheet

1. ☐ As all required additional search fees were timely paid by the applicant, this international search report covers all searchable claims.
2. ☐ As all searchable claims could be searched without effort justifying an additional fees, this Authority did not invite payment of additional fees.
3. ☒ As only some of the required additional search fees were timely paid by the applicant, this international search report covers only those claims for which fees were paid, specifically claims Nos.:
1-27, 33, 34, 46-66, 70-78, 80-95, 101, 102, 115-124, 126-136, 140, 142-157
4. ☐ No required additional search fees were timely paid by the applicant. Consequently, this international search report is restricted to the invention first mentioned in the claims; it is covered by claims Nos.:

Remark on Protest

- ☒ The additional search fees were accompanied by the applicant's protest and, where applicable, the payment of a protest fee.
- ☐ The additional search fees were accompanied by the applicant's protest but the applicable protest fee was not paid within the time limit specified in the invitation.
- ☐ No protest accompanied the payment of additional search fees.

FURTHER INFORMATION CONTINUED FROM PCT/ISA/ 210

This International Searching Authority found multiple (groups of) inventions in this international application, as follows:

1. claims: 1-10, 70-78, 140, 142-149, 157

A composition comprising a block copolymer according to claim 1 as well as dependent claims 2 to 10, 70 to 78, 140, 142 to 149 and 157.

2. claims: 11-27, 33, 34, 80-95, 101, 102, 150-156, 158

A composition comprising an amphiphilic nanogel material according to claim 11 as well as dependent claims 12 to 27, 33, 34, 80 to 95, 101, 102, 150 to 156 and 158.

3. claims: 28-32, 97-100

A method of making a stable block copolymer according to claim 28 as well as dependent claims 29 to 32 and 97 to 100

4. claims: 35-40, 104-108, 140, 141

A process comprising contacting a silicone-containing contact lens with a solution according to claim 35 as well as dependent claims 36 to 40, 104 to 108, 140 and 141

5. claims: 41-45, 110-113

A process comprising forming a reaction mixture and curing said reaction mixture according to claim 41 as well as dependent claims 42 to 45 and 110 to 113

6. claims: 46-56, 115-124

An ophthalmic device according to claim 46 as well as dependent claims 47 to 56 and 115 to 124

7. claims: 57-66, 126-136

An ophthalmic solution according to claim 57 as well as dependent claims 58 to 66, 126 to 135 and 136

8. claims: 67, 136

A method of making a stable block copolymer according to claim 67 as well as dependent claim 136

FURTHER INFORMATION CONTINUED FROM PCT/ISA/ 210

9. claims: 68, 137

A method of making a stable block copolymer according to claim 68 as well as dependent claim 137

10. claim: 69

A composition comprising a water soluble block copolymer according to claim 69

11. claims: 79, 148

A composition comprising an amphiphilic nanogel material according to claim 79 as well as dependent claim 148

12. claim: 96

A method of making a stable block copolymer according to claim 96

13. claim: 103

A process comprising contacting a silicone-containing contact lens with a solution according to claim 103

14. claim: 109

A process comprising forming a reaction mixture and curing said reaction mixture according to claim 109

15. claim: 114

An ophthalmic device according to claim 114

16. claim: 125

An ophthalmic solution according to claim 125

17. claim: 138

A method of making a stable block copolymer according to claim 138

18. claim: 139

A method of making a stable block copolymer according to

FURTHER INFORMATION CONTINUED FROM PCT/ISA/ 210

claim 139

INTERNATIONAL SEARCH REPORT

Information on patent family members

International application No

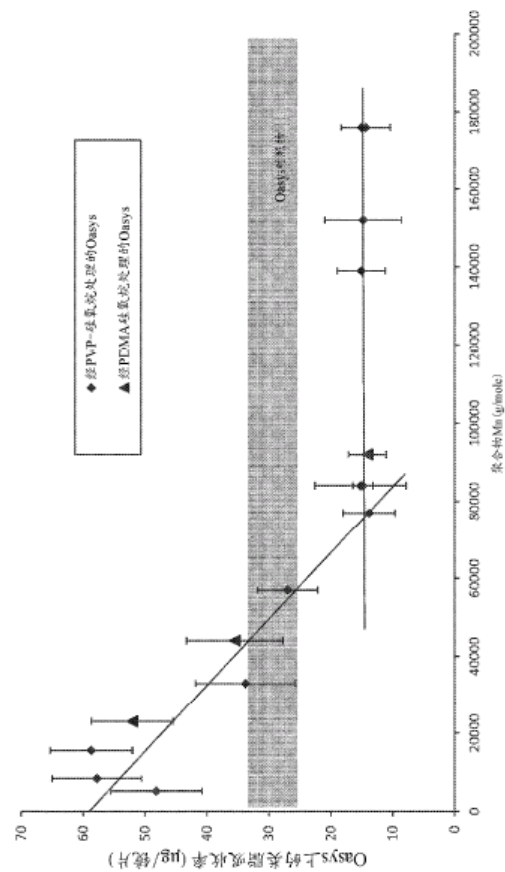
PCT/US2013/042658

Patent document cited in search report	Publication date	Patent family member(s)	Publication date
WO 2009085759	A1	09-07-2009	NONE
WO 2009085754	A1	09-07-2009	WO 2009085754 A1 09-07-2009 WO 2009085819 A1 09-07-2009
WO 0171392	A1	27-09-2001	AR 029901 A1 23-07-2003 AT 268481 T 15-06-2004 AU 6014301 A 03-10-2001 BR 0109416 A 10-12-2002 CA 2401865 A1 27-09-2001 CA 2682118 A1 27-09-2001 CN 1419656 A 21-05-2003 DE 60103621 D1 08-07-2004 DE 60103621 T2 16-06-2005 EP 1266246 A1 18-12-2002 ES 2222373 T3 01-02-2005 JP 5242876 B2 24-07-2013 JP 2003528211 A 24-09-2003 MX PA02009352 A 12-02-2003 NO 20024557 A 23-09-2002 US 2001037001 A1 01-11-2001 US 2006160957 A1 20-07-2006 US 2006235162 A1 19-10-2006 US 2008021127 A1 24-01-2008 WO 0171392 A1 27-09-2001 ZA 200207477 A 08-05-2003
US 2011275734	A1	10-11-2011	AR 081020 A1 30-05-2012 AU 2011248062 A1 08-11-2012 CA 2797125 A1 10-11-2011 CN 102869704 A 09-01-2013 EP 2566911 A1 13-03-2013 JP 2013532196 A 15-08-2013 KR 20130062289 A 12-06-2013 TW 201206999 A 16-02-2012 US 2011275734 A1 10-11-2011 WO 2011140318 A1 10-11-2011

摘要

提供了包括式[A]-B-[Q]的嵌段共聚物的组合物，其中[A]是对基材具有亲合力的聚合物；B 是连接基团，包括具有不超过 1000g/mol 分子量的任选取代的多价连接基；且[Q]包括半交联的、非胶凝的聚合物，所述聚合物得自烯键式不饱和单体与多官能烯键式不饱和单体的共聚。这种嵌段共聚物是通过[Q]链段交联，但是未宏观胶凝。该[Q]链段是亲水的并且具有约 10-约 10000 范围内的聚合度。位于所述嵌段共聚物至少一个末端的该[A]链段包括约 1-约 200 个重复单元。该嵌段聚合物经直链基材缔合链段与包括至少一个疏水位点的表面（例如有机硅水凝胶）缔合。所述聚合物可结合到制备所述有机硅水凝胶的制品中或者可在所述有机硅水凝胶形成后与其接触。

附图：



现有技术
图1