



US00D355153S

United States Patent [19]

[11] Patent Number: **Des. 355,153**

Consolacion et al.

[45] Date of Patent: **** Feb. 7, 1995**

[54] **TIRE TREAD**

[75] Inventors: **Rudy E. Consolacion**, Copley;
Warren L. Croyle, Wadsworth, both
of Ohio

[73] Assignee: **The Goodyear Tire & Rubber
Company**, Akron, Ohio

[**] Term: **14 Years**

[21] Appl. No.: **12,323**

[22] Filed: **Aug. 30, 1993**

[52] U.S. Cl. **D12/147**

[58] Field of Search **D12/136, 145-151;
152/209 R, 209 D**

[56] **References Cited**

U.S. PATENT DOCUMENTS

D. 328,729 8/1992 Maxwell et al. D12/147

OTHER PUBLICATIONS

1992 Tread Design Guide, p. 26, Toyo Proxes U1 & Z1

Tires, second row down from top & second Tire in from
left side of page & center of page respectively.

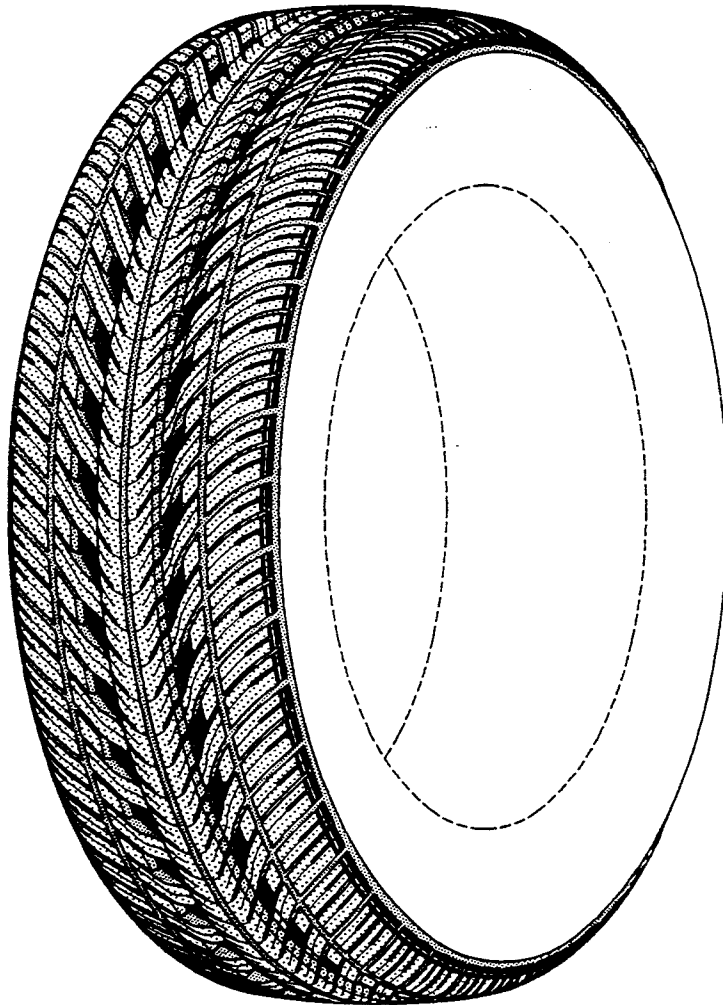
Primary Examiner—James M. Gandy
Attorney, Agent, or Firm—T. P. Lewandowski

[57] **CLAIM**

The ornamental design for a tire tread, as shown and
described.

DESCRIPTION

FIG. 1 is a perspective view of a tire tread showing our
new design it being understood that the pattern is re-
peated throughout the circumference thereof;
FIG. 2 is a front elevational view thereof;
FIG. 3 is a side elevational view thereof; and,
FIG. 4 is an enlarged fragmentary front view thereof.
In the drawings, the broken line showing of the tire
sidewall and the solid line defining the peripheral
boundary between the tire tread and the sidewall are for
illustrative purposes only and form no part of the
claimed design.



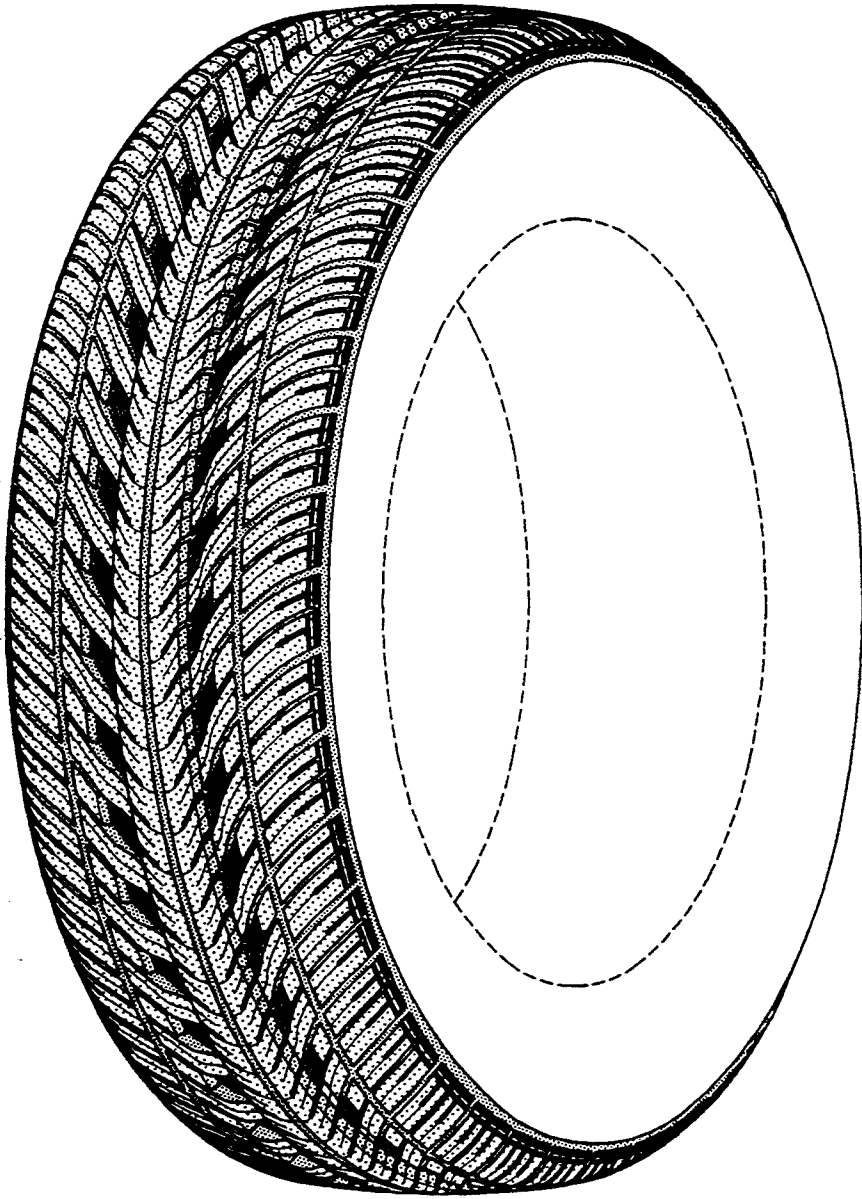


FIG-1




FIG-2

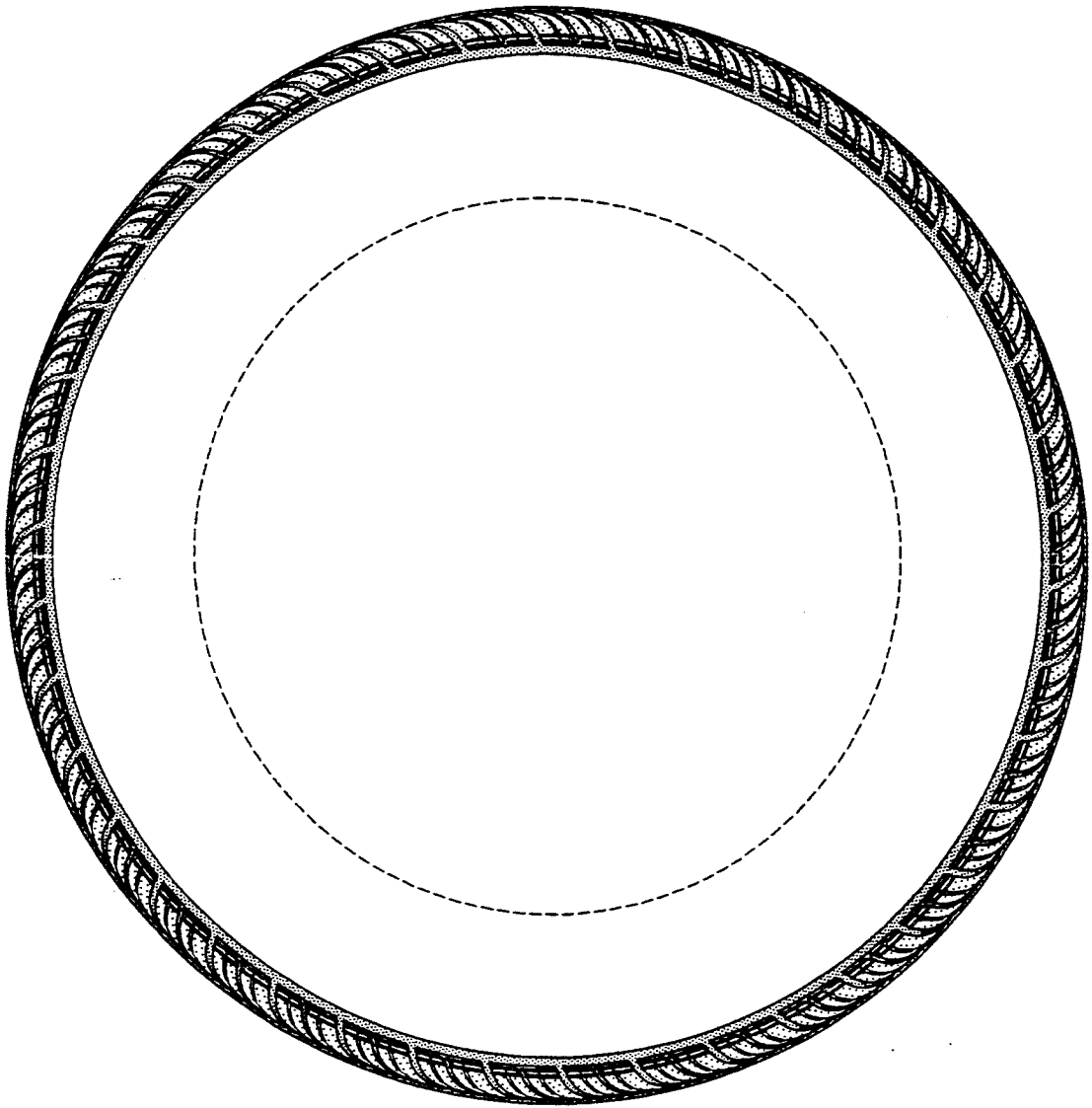


FIG-3




FIG-4