(No Model.)

E. H. MEEHAN.

FOLDING TOOL OR IMPLEMENT.

No. 456,221. Patented July 21, 1891.

Fig. 1.

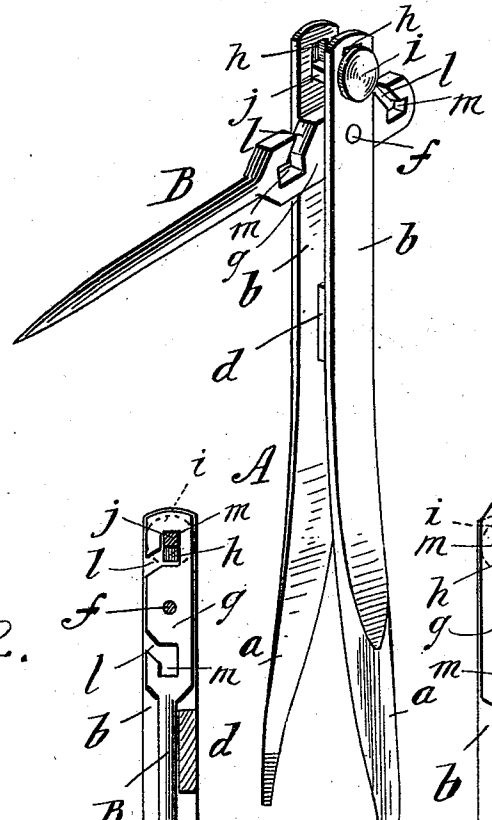

Fig. 2.

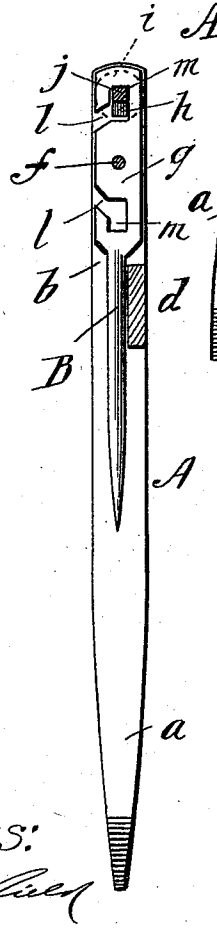

Fig. 3.

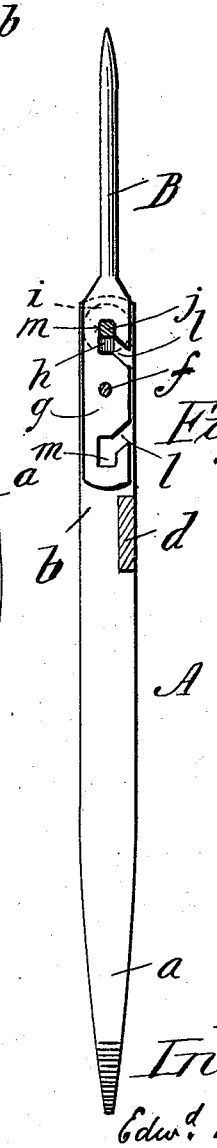

Witnesses:

J. D. Garfield

W. Bellows.

Inventor,

Edwd. H. Meehan,

by Chapin & Co.

Attorneys

THE NORRIS PETERS CO., PHOTO-LITHO., WASHINGTON, D. C.

UNITED STATES PATENT OFFICE.

EDWARD H. MEEHAN, OF SPRINGFIELD, MASSACHUSETTS, ASSIGNOR TO O. W. BULLOCK & CO., OF SAME PLACE.

FOLDING TOOL OR IMPLEMENT.

SPECIFICATION forming part of Letters Patent No. 456,221, dated July 21, 1891.

Application filed March 13, 1891. Serial No. 384,968. (No model.)

To all whom it may concern:

Be it known that I, EDWARD H. MEEHAN, a citizen of the United States, residing at Springfield, in the county of Hampden and State of Massachusetts, have invented new and useful Improvements in Folding Tools or Instruments, of which the following is a specification.

This invention relates to tools or implements which consist, generally, of a tool proper and a holder or handle with which the tool has a pivotal and folding connection.

The object of the invention is to constitute by suitable extended portions of the handle the legs of a tweezers, so that a combination-tool is constituted—such, for instance, as a bodkin—that is pivoted by its shank upon a holder, extensions of which latter form the other implement.

The invention consists in constructions and combinations of parts, all substantially as will hereinafter more fully appear, and be set forth in the claim.

Referring to the accompanying drawings, in which under this invention a bodkin is pivotally connected to and adapted to be supported on and to fold within the opposite members of a tweezers, Figure 1 is a perspective view of the combination-instrument, the bodkin being shown as swung about half-way between its closed and its working position. Fig. 2 is a sectional elevation taken longitudinally and centrally through the tweezers showing the bodkin as folded in and locked. Fig. 3 is a view similar to Fig. 2, but showing the bodkin as swung out into its position for use and there locked.

In the drawings, A represents a tweezers, the opposite and diverging spring-legs *a a* thereof being suitably upwardly extended and separated in the parallel members *b b*, which are united and held separated by the narrow block *d*.

B represents the bodkin, which, by an intermediate portion of its shank *g*, is pivoted within and upon the said members *b b* of the said tweezers, the said pivotal connection, as shown, being constituted by the pin or rivet *f*. The holder members *b b* are at a suitable distance from the pivot oppositely slotted, as at *h*, and a stud or bar *j* is fitted to slide in said slots, the same extending through them, and at its outer ends upset or headed, as at *i*. The said shank of the bodkin has the slots *l l*, which extend inwardly from the shank edge practically concentric with the pivot *f*, said slots inwardly terminating in the extensions or recesses *m m*, and it will be plain that as the bodkin, &c., is swung out for use, the stud being then properly positioned to permit of such swinging, the slots *l l* will pass freely over the stud, and then when the bodkin has been brought into its working position on the handle the stud is slid into the recess *m* and the bodkin firmly locked. A similar locking of the bodkin when in its closed or folded-in position is of course possible under the said construction.

A bodkin and tweezers constituted and combined in the manner set forth forms a very useful and efficient instrument for use by printers and others.

What I claim as my invention is—

A pair of tweezers having the spring-legs thereof upwardly extended a suitable distance and supported separated one from the other and provided with longitudinal slots, of a bodkin having its shank portion intermediately pivoted on and between the said separated tweezers members and provided with the slots *l l*, which are concentrically formed therein at opposite sides of the pivot and inwardly terminating in the recesses *m m*, and the stud adapted to slide in the said slots, all substantially as described, for the purposes set forth.

EDWARD H. MEEHAN.

Witnesses:

WM. S. BELLOWS,

G. M. CHAMBERLAIN.