



US00D397332S

# United States Patent [19]

Ryan

[11] Patent Number: Des. 397,332

[45] Date of Patent: \*\*Aug. 25, 1998

## [54] COMPUTER SCREEN WITH A SET OF ICONS

[75] Inventor: Chris Ryan, Mountain View, Calif.

[73] Assignee: Sun Microsystems, Inc., Palo Alto, Calif.

[\*\*] Term: 14 Years

[21] Appl. No.: 73,122

[22] Filed: Jun. 30, 1997

[51] LOC (6) Cl. .... 14-02

[52] U.S. Cl. .... D14/114.9

[58] Field of Search ..... D14/114, 114.1-114.9;  
D18/24, 27; D19/6; D10/11; 395/326, 337-57

## [56] References Cited

### U.S. PATENT DOCUMENTS

D. 295,631 5/1988 Wells-Papanek et al. .... D18/27  
D. 296,339 6/1988 Wells-Papanek et al. .... D18/27  
D. 341,848 11/1993 Bigelow et al. .... D18/27

### OTHER PUBLICATIONS

Mastering WordPerfect 5.1 for Windows, Sybex, window, p. 941, 1992.

Letterhead User's Guide, Swifte International, print screen, p. 6, 1993.

Microsoft Word Quick Results Guide, Microsoft, screen, p. 27, 1993.

(List continued on next page.)

Primary Examiner—M. H. Tung

Attorney, Agent, or Firm—Skadden, Arps, Slate, Meagher & Flom, LLP; Ronald S. Laurie; Joseph Yang

## [57] CLAIM

The ornamental design for a computer screen with a set of icons, as shown and described.

## DESCRIPTION

FIG. 1 is a front view of a computer screen with a set of icons of the present invention;

FIG. 2 is an enlarged view of the first icon of the set, the icon is shown separately for clarity of illustration;

FIG. 3 is a second embodiment thereof, the enlarged view is of a variation of the first icon of the set, the icon is shown separately for clarity of illustration;

FIG. 4 is a third embodiment thereof, the enlarged view is of a variation of the first icon of the set, the icon is shown separately for clarity of illustration;

FIG. 5 is an enlarged view of the second icon of the set, the icon is shown separately for clarity of illustration;

FIG. 6 is a fourth embodiment thereof, the enlarged view is of a variation of the second icon of the set, the icon is shown separately for clarity of illustration;

FIG. 7 is a fifth embodiment thereof, the enlarged view is of a variation of the second icon of the set, the icon is shown separately for clarity of illustration;

FIG. 8 is an enlarged view of the third icon of the set, the icon is shown separately for clarity of illustration;

FIG. 9 is a sixth embodiment thereof, the enlarged view is of a variation of the third icon of the set, the icon is shown separately for clarity of illustration;

FIG. 10 is a seventh embodiment thereof, the enlarged view is of a variation of the third icon of the set, the icon is shown separately for clarity of illustration;

FIG. 11 is an enlarged view of the fourth icon of the set, the icon is shown separately for clarity of illustration;

FIG. 12 is an eighth embodiment thereof, the enlarged view is of a variation of the fourth icon of the set, the icon is shown separately for clarity of illustration;

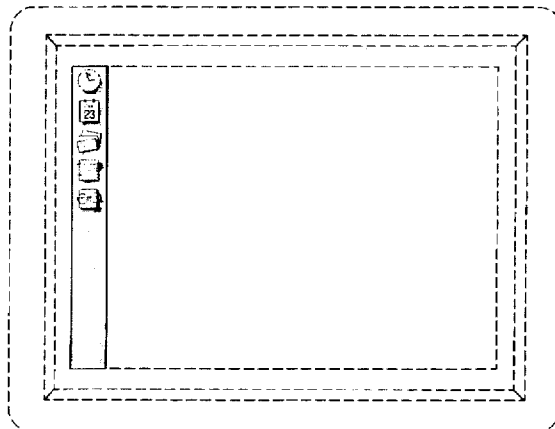
FIG. 13 is a ninth embodiment thereof, the enlarged view is of a variation of the fourth icon of the set, the icon is shown separately for clarity of illustration;

FIG. 14 is an enlarged view of the fifth icon of the set, the icon is shown separately for clarity of illustration;

FIG. 15 is a tenth embodiment thereof, the enlarged view is of a variation of the fifth icon of the set, the icon is shown separately for clarity of illustration; and,

FIG. 16 is an eleventh embodiment thereof, the enlarged view is of a variation of the fifth icon of the set, the icon is shown separately for clarity of illustration.

1 Claim, 2 Drawing Sheets



**OTHER PUBLICATIONS**

Sim City for Windows User's Manual, Maxis, window, p. 28, 1991.

The Macintosh Bible, Second Edition Goldstein & Blair, screen, p. 32, 1988.

Hypercard User's Guide, Apple Software, screen, p.i, 1988.  
Reunion for Windows 3.0 user's guide, Leister Productions, letter icons, p. 73, 1993.

Microsoft Word users guide for Macintosh, Microsoft Corp., icons, p. "0", 1988.

Calendar Creator Plus 2.0 for Windows user's guide, Soft-key, search icon, p. 27, 1993.




Fig. 1



Fig. 2



Fig. 3

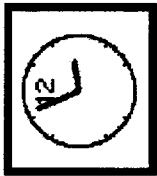


Fig. 4




Fig. 5

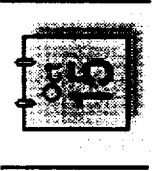


Fig. 6




Fig. 7



Fig. 8



Fig. 9



Fig. 10

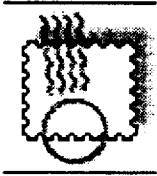


Fig. 11

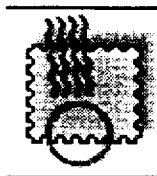


Fig. 12




Fig. 13




Fig. 14



Fig. 15

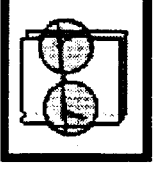


Fig. 16