

(12) STANDARD PATENT
(19) AUSTRALIAN PATENT OFFICE

(11) Application No. **AU 2008347375 B2**

(54) Title
Aquaculture net with high-tensile steel wires

(51) International Patent Classification(s)
A01K 61/00 (2006.01)

(21) Application No: **2008347375**

(22) Date of Filing: **2008.12.11**

(87) WIPO No: **WO09/089970**

(30) Priority Data

(31) Number
08150400.3

(32) Date
2008.01.18

(33) Country
EP

(43) Publication Date: **2009.07.23**

(44) Accepted Journal Date: **2013.04.04**

(71) Applicant(s)
NV Bekaert SA

(72) Inventor(s)
Coffin, Charles;Amils, Xavier

(74) Agent / Attorney
Spruson & Ferguson, L 35 St Martins Tower 31 Market St, SYDNEY, NSW, 2000

(56) Related Art
US 5967086 A
US 2007/0210214 A1
US 2383095 A
JP 2004-261023 A

(19) World Intellectual Property Organization
International Bureau



(43) International Publication Date
23 July 2009 (23.07.2009)

PCT

(10) International Publication Number
WO 2009/089970 A1

(51) International Patent Classification:
A01K 61/00 (2006.01)

(21) International Application Number:
PCT/EP2008/067324

(22) International Filing Date:
11 December 2008 (11.12.2008)

(25) Filing Language: English

(26) Publication Language: English

(30) Priority Data:
08150400.3 18 January 2008 (18.01.2008) EP

(71) Applicant (for all designated States except US): NV
BEKAERT SA [BE/BE]; Bekaertstraat 2, B-8550 Zwevegem (BE).

(72) Inventors; and

(75) Inventors/Applicants (for US only): COFFIN, Charles [US/BE]; Kortrijkstraat 53 bus 102, B-8550 Zwevegem (BE). AMILS, Xavier [ES/BE]; President Roosevelt-plein 16A, 12, B-8500 Kortrijk (BE).

(74) Agent: MESSELY, Marc; Bekaertstraat 2, B-8550 Zwevegem (BE).

(81) Designated States (unless otherwise indicated, for every kind of national protection available): AE, AG, AL, AM, AO, AT, AU, AZ, BA, BB, BG, BH, BR, BW, BY, BZ, CA, CH, CN, CO, CR, CU, CZ, DE, DK, DM, DO, DZ, EC, EE, EG, ES, FI, GB, GD, GE, GH, GM, GT, HN, HR, HU, ID, IL, IN, IS, JP, KE, KG, KM, KN, KP, KR, KZ, LA, LC, LK, LR, LS, LT, LU, LY, MA, MD, ME, MG, MK, MN, MW, MX, MY, MZ, NA, NG, NI, NO, NZ, OM, PG, PH, PL, PT, RO, RS, RU, SC, SD, SE, SG, SK, SL, SM, ST, SV, SY, TJ, TM, TN, TR, TT, TZ, UA, UG, US, UZ, VC, VN, ZA, ZM, ZW.

(84) Designated States (unless otherwise indicated, for every kind of regional protection available): ARIPO (BW, GH, GM, KE, LS, MW, MZ, NA, SD, SL, SZ, TZ, UG, ZM, ZW), Eurasian (AM, AZ, BY, KG, KZ, MD, RU, TJ, TM), European (AT, BE, BG, CH, CY, CZ, DE, DK, EE, ES, FI, FR, GB, GR, HR, HU, IE, IS, IT, LT, LU, LV, MC, MT, NL, NO, PL, PT, RO, SE, SI, SK, TR), OAPI (BF, BJ, CF, CG, CI, CM, GA, GN, GQ, GW, ML, MR, NE, SN, TD, TG).

Declaration under Rule 4.17:
— of inventorship (Rule 4.17(iv))

Published:
— with international search report

(54) Title: AQUACULTURE NET WITH HIGH-TENSILE STEEL WIRES

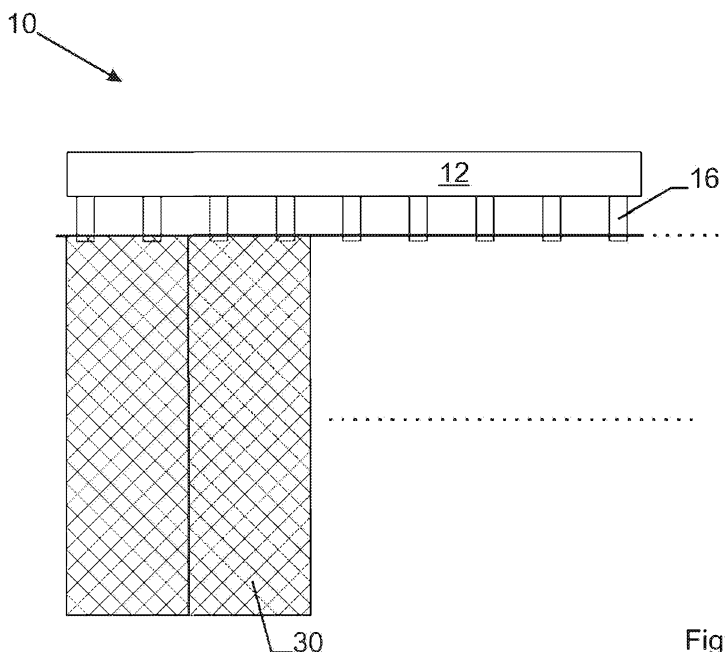


Fig. 3

(57) Abstract: An aquaculture net (10, 20) comprises steel wires (42, 44). At least the upper part of said net (10, 20) comprises steel wires (42) having a tensile strength greater than 1500 MPa. This leads to an aquaculture net (10, 20) with an increased life time.



WO 2009/089970 A1

AQUACULTURE NET WITH HIGH-TENSILE STEEL WIRES

Description

Technical Field

[0001] The invention relates to an aquaculture net with steel wires.

Background Art

[0002] Aquaculture nets or fish-farming nets are used to raise aquatic life such as fish. The aquaculture net keeps the aquatic life controlled and contained and protects the aquatic life inside the net against predators such as sharks and sea wolfs.

[0003] The dimensions of such an aquaculture net are considerable. An example of a typical dimension is 30m x 30m x 15m, the last dimension being the depth of the net inside the water and the first two dimensions being the width and length of the net at the water surface. The net may be formed of a polymer or of a galvanized steel wire. As a matter of example only, a net made of galvanized steel wire and of the above-mentioned dimensions has a weight above 4 metric Tonnes.

[0004] The aquaculture nets are usually of the chain-link fence type. This is a fence of steel wires woven into a diamond pattern. The meshes have a dimension that is smaller than the dimension of the fish. Each steel wire is preformed by bending so that it exhibits a wavy pattern with maxima and minima. The maxima of a steel wire interlock with the minima of a neighbouring wire to form the patterns of a series of diamonds.

[0005] Aquaculture nets of the chain-link fence type have proven to be successful to control the aquatic life and to protect against predators. Aquaculture nets with galvanized steel wires offer an acceptable resistance against bio-fouling, i.e. against fouling material that may grow on the mesh structure. Within the context of the present invention, the terms fouling material refer to fouling organisms such as barnacles, algae or molluscs, which may attach themselves to the wire material of the mesh structure and grow. This fouling mechanism is so persistent that entire openings in the meshes

may be filled blocking any introduction of fresh water or nutrition into the volume inside the mesh structure.

[0006] Experience has shown, however, that aquaculture nets of the chain-link fence type also have some disadvantages. Aquaculture nets have been discovered where one or more of the steel wires was broken after a limited life time.

[0007] Investigation of the failing aquaculture nets revealed that particularly the upper steel wires in the aquaculture net were broken. Indeed, the ocean or the sea forms a huge challenge with respect to corrosion-resistance. In addition to this highly corroding environment, the waves and tidings subject the aquaculture net to a continuous and repeated movement. In an aquaculture net of the chain-link fence type, each steel wire must carry the weight of the rest of the net below it. The upper wire makes point contacts with the wire just below it. These point contacts are located at a point where both the upper wire and the wire just below it are subjected to both a bending and a torsion deformation. The continuous and repeated imposed movements in this aggressive environment create fretting at the point contacts.

[0008] Chain-link fence made of plain low carbon steel with a typical carbon content of 0.15 per cent by weight or lower have a high weight and low strength.

Object

[0009] It is the object of the present invention to substantially overcome or ameliorate one or more of the above disadvantages.

Summary

[0010] The present invention provides a three dimensional aquaculture net being divided into several horizontal parts comprising at least an upper part and a lower part, comprising:

a chain-link fence, wherein walls of the chain-link fence have only horizontal wavy wires,

wherein upper wires of the chain-link fence carry weight of a rest of the net when the fence is hung or suspended by the upper wires with the rest of net hanging downwardly;

wherein at least the upper part of said three dimensional aquaculture net comprises steel wires having a tensile strength greater than 1500 MPa and wherein the lower part comprises

steel wires having a tensile strength lower than the tensile strength of the steel wires of said upper part.

[0011] Preferably, at least said steel wires of said upper part have a carbon content greater than 0.40 weight percent.

[0012] Preferably, at least said steel wires of said upper part have a carbon content ranging from 0.45 percent by weight to 0.57 percent by weight.

[0013] Preferably, at least said steel wires of said upper part have a wire diameter smaller than 3.0 mm.

[0014] Preferably, said aquaculture net has length-by-width-by-depth dimensions which are greater than 1 m x 1 m x 1 m.

[0015] Preferably, at least said steel wires of said upper part are in a cold drawn final stage.

[0016] Preferably, at least said steel wires of said upper part have a metallic coating selected from the group consisting of zinc, zinc aluminium alloy, zinc aluminium magnesium alloy and copper alloy.

[0017] Preferably, at least said steel wires of said upper part have a tensile strength greater than 1900 MPa.

[0018] Preferably, at least said steel wires of said upper part have a tensile strength greater than 2500 MPa.

[0019] An example of an aquaculture net according to a preferred embodiment compared to a conventional net with a normal carbon composition, tensile strength and weight is the following. A conventional net has a 0.05 % by weight of carbon, a tensile strength of about 600 MPa and a weight of the net varying with the type of caging used. For a typical cage system of 30 meters diameter and 20 meters depth, this "normal" weight is in the range of 5 Tonnes.

A net according to a preferred embodiment comprises a carbon content typically ranging from 0.6% to 0.9 % by weight, and a tensile strength ranging between 1600 MPa and 2500 MPa, resulting in a possible total weight reduction for the same cage system of minimum 50 %.

[0020] An advantage of the invention is that the steel wires of the net may have a smaller diameter for a same breaking load as a conventional net wire. As such the aquaculture net has a smaller weight, and the steel wires can still easily be manipulated and woven into a net. Moreover, nets with smaller diameter wires have an increased resistance against fatigue.

[0021] Alternatively, the weight of the aquaculture net may be kept the same without reducing the individual wire diameters. The higher tensile strength, however, will lead to a higher breaking load and to a reduced number of fractures in the steel wires, thus leading to a prolonged life time.

[0022] A chain-link fence having a high carbon content according to the invention may also be used in the mining industry where it is a purpose to lower the weight of the chain-link to facilitate manipulation and installation in e.g. mine tunnels, and to increase the strength and breaking load of the mesh.

Brief Description of Figures in the Drawings

[0023] A preferred embodiment of the present invention will now be described, by way of an example only, with reference to the accompanying drawings wherein:

[0024] Figure 1 and 2 each show an upper view of an installed aquaculture net (floating support).

[0025] Figure 3 shows a side view of an installed aquaculture net according to the invention.

[0026] Figure 4 shows a side view of a chain-link fence aquaculture net according to the invention.

[0027] Figure 5 shows a cross section of a wire according to the invention.

Mode(s) for Carrying Out the Invention

[0028] The net can be made of a chain-link fence of steel wires, e.g. plain carbon steel wires where the steel wires are provided with a corrosion-resistant coating and/or an antifouling coating.

[0029] Figure 1 illustrates a square embodiment of a raft 10 for an aquaculture net as described by the present invention. The raft comprises galvanized steel bars 22 supported by HDPE floating devices. A platform 14 is connected thereto. People can walk around on the platform 14. The net can be directly connected to the steel bars 22 by means of ropes or wires.

[0030] Figure 2 illustrates a circular embodiment of a raft 20 for an aquaculture net as described by the present invention. Circular rafts 20 are made from several HDPE tubes joined together by means of brackets. The net can be directly connected to the raft by means of ropes or wires. The bottom of the aquaculture net may still have the shape of a rectangle or square whereby the upper side takes a form close to a circle.

[0031] Figure 3 illustrates a side view of an embodiment of an installed aquaculture net 30 according to the present invention. The floating support 10 is of the square type as illustrated in Figure 1. The aquaculture net 30 is directly connected to the raft 10 by means of various ropes or wires.

[0032] Figure 4 shows a side view of the top of a chain-link fence aquaculture net according to the present invention. The aquaculture net is connected to the floating raft by means ropes and wires (not shown) for upholding the wires (42, 44, 46) of the chain-link fence. As mentioned above investigation of the failing aquaculture nets revealed that particularly the

upper steel wires (42, 44, 46 ...) in the aquaculture net were broken.

[0033] In a first alternative embodiment the first top wire 42 of the chain-link fence may therefore have a higher tensile strength R_m than the other wires, to be able to carry most weight and to strengthen the attachment to the floating raft. The wires 44 and below may have a lower tensile strength, yet according to the invention.

[0034] Other alternatives may be envisaged.

The aquaculture net may be divided into several horizontal parts. The upper part may contain the steel wires with the highest tensile strength, the middle part or parts may contain steel wires with an intermediate tensile strength lower than highest tensile strength and the lower part may contain steel wires with the lowest tensile strength.

The aquaculture net may also comprise steel wires the tensile strength of which decreases with the position in the net: the lower the position the lower the tensile strength.

[0035] In case of a chain link fence, the various horizontal parts of the aquaculture net may be connected to one another by means of a helical wire, by means of a rope or by means of binding wire.

In an alternative embodiment, however, the various horizontal parts are not necessarily separate parts but form a continuous chain link fence.

[0036] Figure 5 shows a cross section of a steel wire 42 used in an aquaculture net according to the invention. The steel wire 42 has a steel core 50 and an outer layer of a corrosion resistant anti-fouling coating layer 52 such as a zinc alloy or a copper alloy. A copper nickel alloy as coating is a preferable copper alloy: the copper takes care of the anti-fouling function and the nickel of the anti-corrosion function.

CLAIMS

1. A three dimensional aquaculture net being divided into several horizontal parts comprising at least an upper part and a lower part, comprising:
 - a chain-link fence, wherein walls of the chain-link fence have only horizontal wavy wires, wherein upper wires of the chain-link fence carry weight of a rest of the net when the fence is hung or suspended by the upper wires with the rest of net hanging downwardly;
 - wherein at least the upper part of said three dimensional aquaculture net comprises steel wires having a tensile strength greater than 1500 MPa and wherein the lower part comprises steel wires having a tensile strength lower than the tensile strength of the steel wires of said upper part.
2. An aquaculture net according to claim 1, wherein at least said steel wires of said upper part have a carbon content greater than 0.40 weight percent.
3. An aquaculture net according to claim 2, wherein at least said steel wires of said upper part have a carbon content ranging from 0.45 percent by weight to 0.57 percent by weight.
4. An aquaculture net according to any one of the preceding claims, wherein at least said steel wires of said upper part have a wire diameter smaller than 3.0 mm.
5. An aquaculture net according to any one of the preceding claims, wherein said aquaculture net has length-by-width-by-depth dimensions which are greater than 1 m x 1 m x 1 m.
6. An aquaculture net according to any one of the preceding claims, wherein at least said steel wires of said upper part are in a cold drawn final stage.
7. An aquaculture net according to claim 6 wherein at least said steel wires of said upper part have a metallic coating selected from the group consisting of zinc, zinc aluminium alloy, zinc aluminium magnesium alloy and copper alloy.
8. An aquaculture net according to any one of the preceding claims, wherein at least said steel wires of said upper part have a tensile strength greater than 1900 MPa.

2008347375 20 Feb 2013

9. An aquaculture net according to any one of the preceding claims, wherein at least said steel wires of said upper part have a tensile strength greater than 2500 MPa.

10. An aquaculture net substantially as hereinbefore described with reference to any one of the embodiments as that embodiment is shown in the accompanying drawings.

NV Bekaert SA
Patent Attorneys for the Applicant/Nominated Person
SPRUSON & FERGUSON

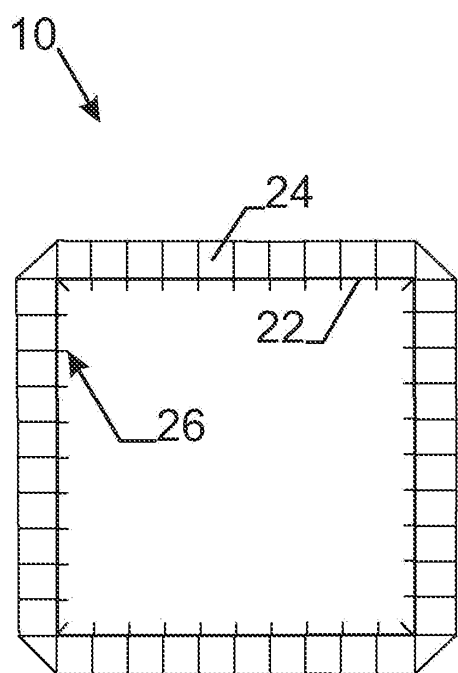


Fig. 1

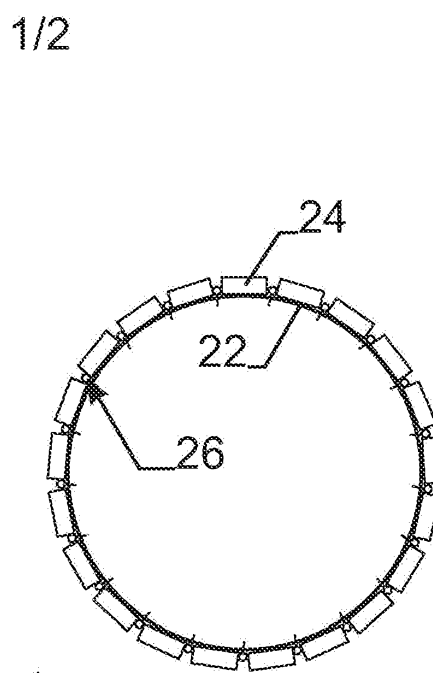


Fig. 2

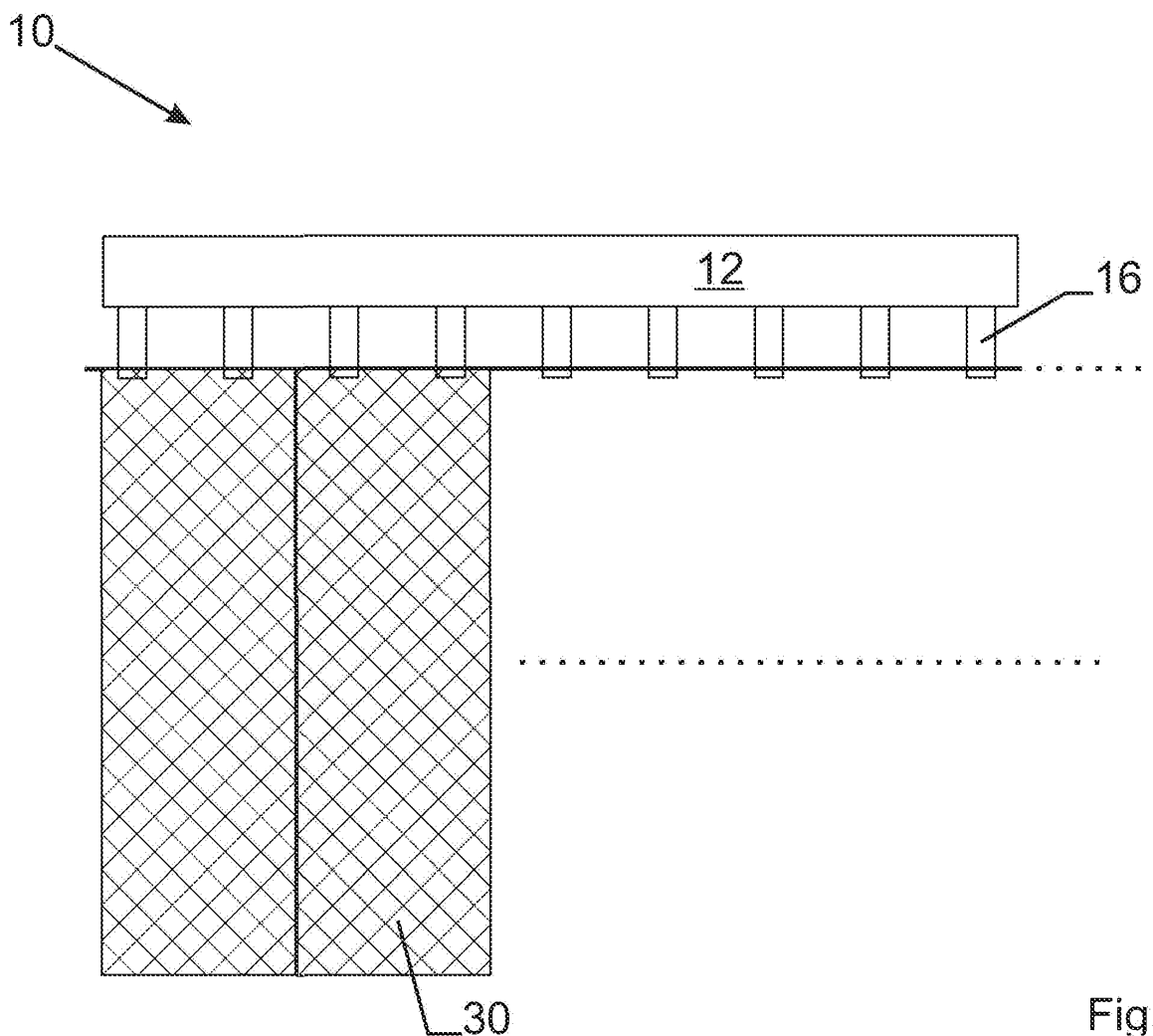


Fig. 3

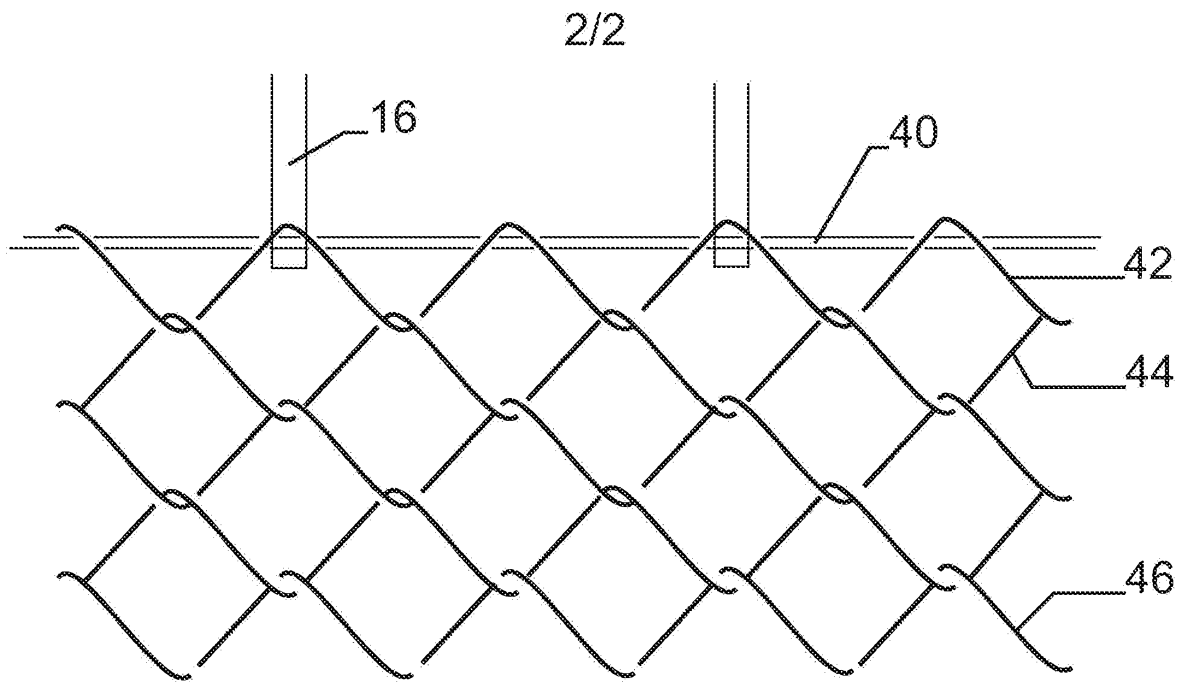


Fig. 4

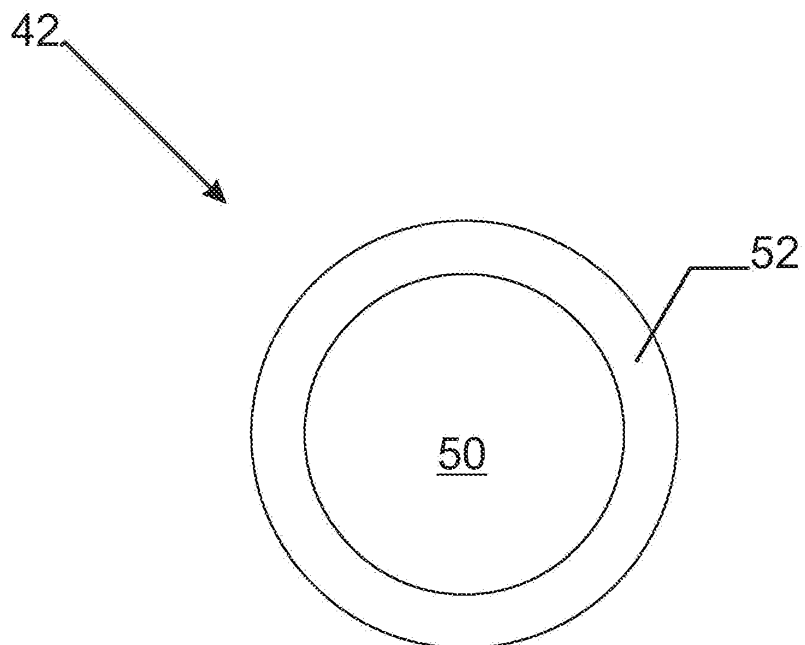


Fig. 5