

S. E. Pettee & C. A. Wolfe.

Temporary Binder.

N^o 108,623. Patented Oct. 25, 1870.

Fig. 2.

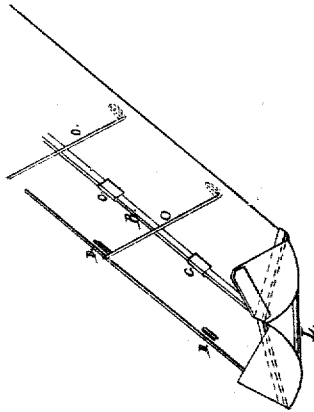


Fig. 1.

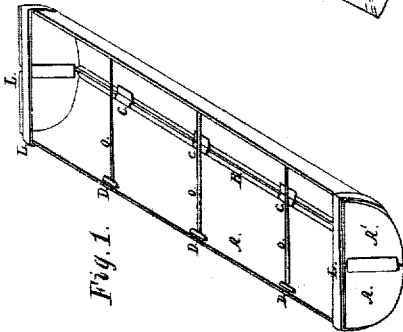
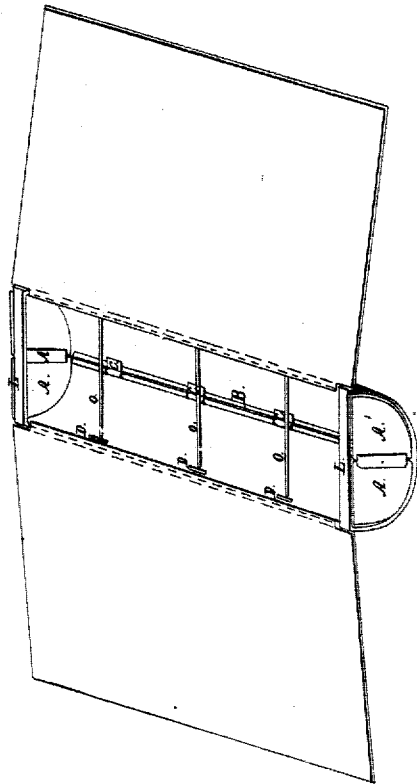


Fig. 3.



Witnesses.

*George S. Sushley
J. C. P. and*

Inventors.

*Clarence A. Wolfe
S. E. Pettee*

United States Patent Office.

SIMON E. PETTEE AND CLARENCE A. WOLLE, OF BETHLEHEM, PENNSYLVANIA.

Letters Patent No. 108,623, dated October 25, 1870.

IMPROVEMENT IN PAPER-FILES.

The Schedule referred to in these Letters Patent and making part of the same.

To all whom it may concern :

Be it known that we, SIMON E. PETTEE and CLARENCE A. WOLLE, both of Bethlehem, in the county of Northampton and State of Pennsylvania, have invented a new and improved File for Letters, Bills, Papers, &c.; and we do hereby declare the following to be a full, clear, and exact description thereof, which will enable others skilled in the art to which it appertains to make and use our invention, reference being had to the accompanying drawing, which forms a part of this specification, and in which—

Figure 1 is a perspective view of the file unbound and closed;

Figure 2, a perspective view of the file unbound and open, so as to be in position for filing papers; and

Figure 3, a perspective view of the file bound.

The same parts are denoted by the same letters in all the figures.

A A' represent the halves of the back of the file, made of tin, or any other suitable material, and hinged together in any convenient way, as seen at *c c c*.

To the part A' of the back are rigidly fastened the pins or needles *o o o*, and to the part A are secured

the shields or guards D D D, in such position that the points of the needles are opposite to them when the file is closed, as shown in figs. 1 and 3.

L L are elastic bands, which, in fig. 1, are shown as keeping the file closed, and in fig. 2 keeping it open.

The operation of our improved file is as follows:

The back being first opened so wide that the spring bands tend to keep it open, as shown in fig. 2, the papers, or other articles required to be filed, are stuck on the needles in the usual way, and the back is then closed and held firmly in that position by the spring bands, as shown in fig. 3.

What we claim as our invention, and desire to secure by Letters Patent of the United States, is—

The combination of the hinged back with spring bands, which retain it in the open and also in the closed position, as described.

SIMON E. PETTEE.
CLARENCE A. WOLLE

Witnesses:

LEVIN J. KRAUSE.
SAM. BREMER.