



US00D444557S

(12) **United States Design Patent** (10) **Patent No.:** **US D444,557 S**
Levaughn et al. (45) **Date of Patent:** **** Jul. 3, 2001**

(54) **LANCING DEVICE**

4,976,724 12/1990 Nieto et al. .
5,279,294 * 1/1994 Andreson et al. 600/322

(75) Inventors: **Richard W. Levaughn**, McDonough;
Stephen J. Flynn, Peachtree City;
Gwenn E. Kennedy, Ellenwood;
Michael V. Lipoma, Villa Rica, all of
GA (US)

(List continued on next page.)

FOREIGN PATENT DOCUMENTS

523078 3/1956 (CA) .
WO 97/42886 11/1997 (WO) .

OTHER PUBLICATIONS

(73) Assignee: **Facet Technologies, LLC**, Marietta,
GA (US)

(**) Term: **14 Years**

Bleeding From Standardized Skin Punctures: Automated
Technic for Recording Time, Intensity, and Pattern of Bleed-
ing; Sutor et al.; May 1971.
Roche, "Soft Touch II" lancing device.
Roche, "Autoclix" lancing device.
Bayer, "Microlet" lancing device.
Bayer, "Vaculance" lancing device.
Lifescan/Johnson & Johnson, "Penlet Plus" lancing device.
Palco, "Auto-Lancet" lancing device.
Bechton-Dickinson, "Autolance" lancing device.
Bayer, "Ames Glucolet" lancing device.
Lifescan, "Penlet II" lancing device.
Lifescan, "Penlet" lancing device.

(21) Appl. No.: **29/112,535**

(22) Filed: **Oct. 19, 1999**

(51) **LOC (7) Cl.** **24-02**

(52) **U.S. Cl.** **D24/146**

(58) **Field of Search** D24/146, 147,
D24/169, 231, 114, 113; 606/181, 182,
184, 185; 600/322

(56) **References Cited**

U.S. PATENT DOCUMENTS

Re. 32,922	5/1989	Levin et al.	128/314
D. 369,864	* 5/1996	Petersen	D24/169
D. 379,516	* 5/1997	Rutter	D24/146
1,135,465	4/1915	Pollock .	
4,360,016	11/1982	Sarrine	128/763
4,388,925	6/1983	Burns .	
4,416,279	11/1983	Lindner et al.	128/314
4,426,105	1/1984	Plaquin et al. .	
4,442,836	4/1984	Meinecke et al. .	
4,503,856	3/1985	Cornell et al. .	
4,517,978	5/1985	Levin et al.	128/314
4,527,561	7/1985	Burns .	
4,535,769	8/1985	Burns .	
4,553,541	11/1985	Burns .	
4,653,313	3/1987	Sabins et al.	73/61.4
4,785,858	11/1988	Valentini et al. .	
4,834,667	5/1989	Fowler et al. .	
4,858,607	8/1989	Jordan et al. .	
4,895,147	1/1990	Bodicky et al. .	
4,920,977	5/1990	Haynes .	
4,924,879	5/1990	O'Brien .	

Primary Examiner—Ian Simmons
(74) *Attorney, Agent, or Firm*—Gardner Groff Mehrman &
Josephic

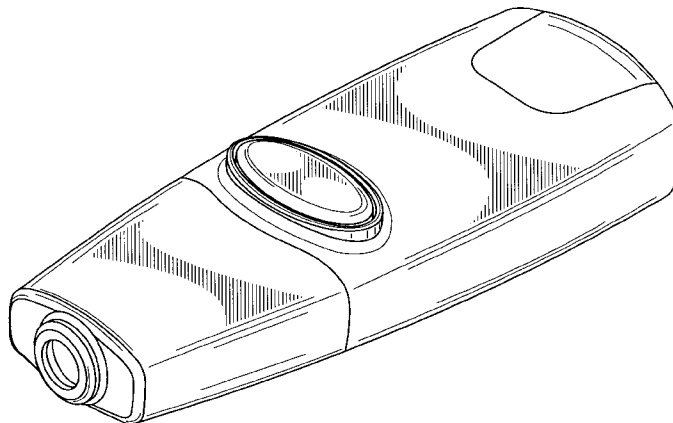
(57) **CLAIM**

The ornamental design for a lancing device, as shown and
described.

DESCRIPTION

FIG. 1 is a perspective view of a lancing device showing our
new design;
FIG. 2 is a front view of the lancing device of FIG. 1;
FIG. 3 is a back view of the lancing device of FIG. 1;
FIG. 4 is a left side view of the lancing device of FIG. 1;
FIG. 5 is a right side view of the lancing device of FIG. 1;
FIG. 6 is a rear end view of the lancing device of FIG. 1; and,
FIG. 7 is a forward end view of the lancing device of FIG.
1.

1 Claim, 3 Drawing Sheets



U.S. PATENT DOCUMENTS					
5,304,193	4/1994	Zhadanov .		5,873,887	2/1999 King et al. 606/182
5,318,584	6/1994	Lange et al. 606/182		5,876,957	3/1999 Douglas et al. 435/28
5,324,303	6/1994	Strong et al. .		5,879,311	3/1999 Duchon et al. 600/583
5,368,047	11/1994	Suzuki et al. 128/765		5,885,211	3/1999 Eppstein et al. 600/309
5,454,828	10/1995	Schraga .		5,885,790	3/1999 Douglas et al. 435/28
5,464,418 *	11/1995	Schraga 606/182		5,916,230	6/1999 Brenneman et al. .
5,554,166	9/1996	Lange et al. 606/182		5,951,493	9/1999 Douglas et al. .
5,569,287	10/1996	Tezuka et al. .		5,951,582 *	9/1999 Thorne et al. 606/182
5,613,978	3/1997	Harding .		5,954,738	9/1999 LeVaughn et al. 606/181
5,628,764	5/1997	Schraga .		5,984,940	11/1999 Davis et al. .
5,628,765	5/1997	Morita .		6,022,366	2/2000 Schraga .
5,666,966	9/1997	Horie et al. 128/760		6,027,459 *	2/2000 Shain et al. 606/181
5,730,753	3/1998	Morita .		6,045,567	4/2000 Taylor et al. .
5,857,983	1/1999	Douglas et al. 600/538		6,056,701	5/2000 Duchon et al. .
5,868,772	2/1999	LeVaughn et al. 606/181		6,086,545	7/2000 Roe et al. .
5,871,494	2/1999	Simons et al. 606/181		6,099,484 *	8/2000 Douglas et al. 606/181
5,872,713	2/1999	Douglas et al. 364/413.09		6,156,051	12/2000 Schraga .

* cited by examiner

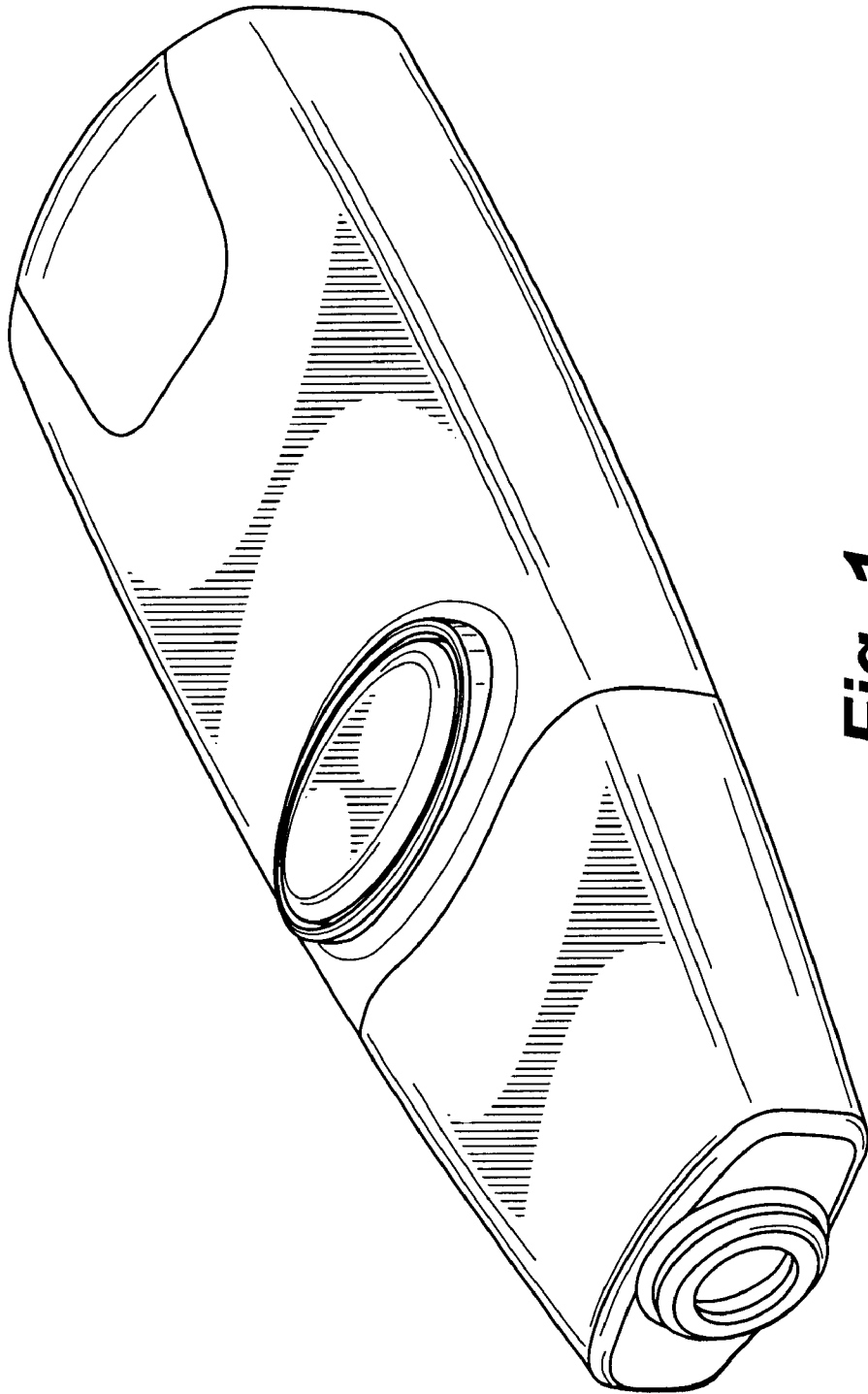


Fig. 1

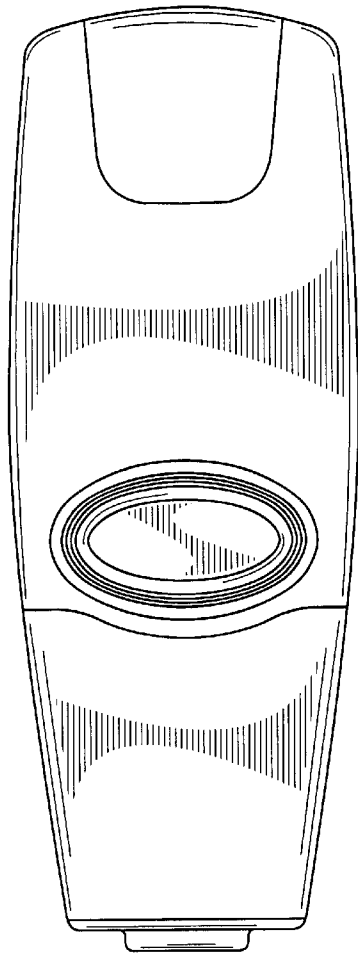


Fig. 2

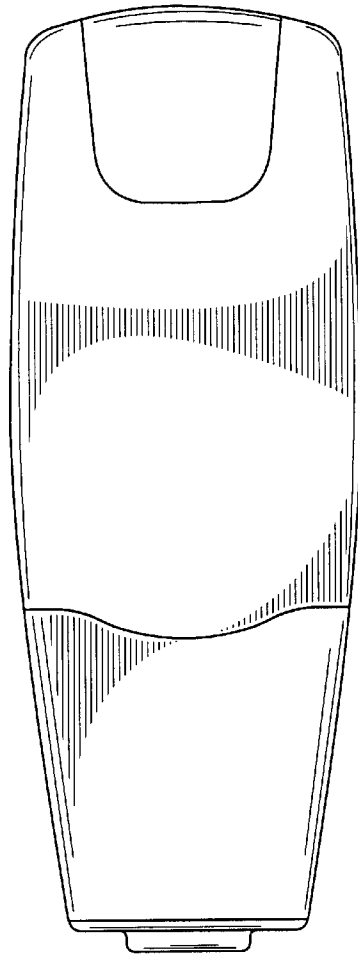


Fig. 3

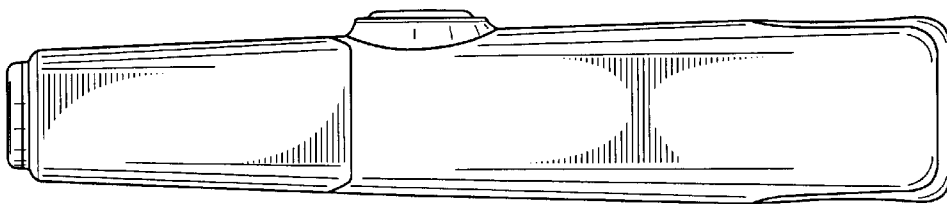


Fig. 4

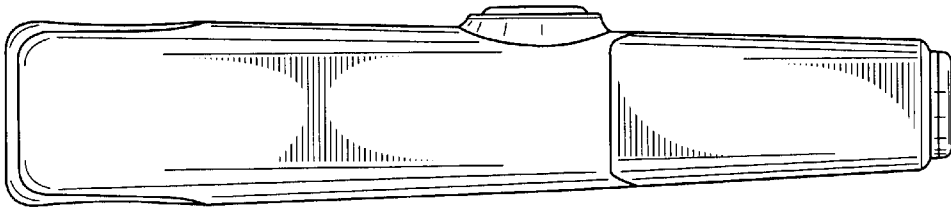


Fig. 5




Fig. 6

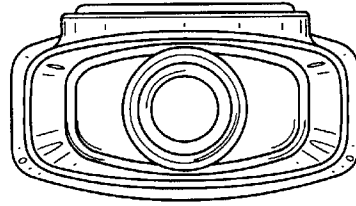


Fig. 7