

(12) STANDARD PATENT
(19) AUSTRALIAN PATENT OFFICE

(11) Application No. **AU 2017205690 B2**

(54) Title
Controlled-release CNP agonists with increased NEP stability

(51) International Patent Classification(s)
A61K 47/50 (2017.01)

(21) Application No: **2017205690** (22) Date of Filing: **2017.01.05**

(87) WIPO No: **WO17/118700**

(30) Priority Data

(31) Number	(32) Date	(33) Country
16150628.2	2016.01.08	EP
16191461.9	2016.09.29	EP
16179289.0	2016.07.13	EP

(43) Publication Date: **2017.07.13**

(44) Accepted Journal Date: **2022.04.28**

(71) Applicant(s)
Ascendis Pharma Growth Disorders A/S

(72) Inventor(s)
Sprogøe, Kennett;Rau, Harald;Bernhard, Ana;Hersel, Ulrich;Cleemann, Felix;Wegge, Thomas

(74) Agent / Attorney
Pizzseys Patent and Trade Mark Attorneys Pty Ltd, GPO Box 1374, Brisbane, QLD, 4001, AU

(56) Related Art
WO 2009/067639 A2
"Neutral Endopeptidase-Resistant C-Type Natriuretic Peptide Variant Represents a New Therapeutic Approach for Treatment of Fibroblast Growth Factor Receptor 3-Related Dwarfism"
WO 2008/031045 A2



- (51) International Patent Classification:
A61K 47/50 (2017.01)
- (21) International Application Number:
PCT/EP2017/050213
- (22) International Filing Date:
5 January 2017 (05.01.2017)
- (25) Filing Language: English
- (26) Publication Language: English
- (30) Priority Data:
16150628.2 8 January 2016 (08.01.2016) EP
16179289.0 13 July 2016 (13.07.2016) EP
16191461.9 29 September 2016 (29.09.2016) EP
- (71) Applicant: ASCENDIS PHARMA GROWTH DIS-
ORDERS A/S [DK/DK]; Tuborg Boulevard 5, 2900
Hellerup (DK).
- (72) Inventors: SPROGØE, Kennett; Vængestien 7, 2840
Holte (DK). RAU, Harald; Talstraße 41i, 69221 Dossen-
heim (DE). BERNHARD, Ana; Rohrbacher Str. 72,
69115 Heidelberg (DE). HERSEL, Ulrich; Fritz-Frey-
Strasse 8, 69121 Heidelberg (DE). CLEEMANN, Felix;
Adam-Karrillon-Str. 58, 55118 Mainz (DE). WEGGE,
Thomas; Kurfürstenanlage 45, 69115 Heidelberg (DE).
- (74) Agent: BÜCHEL, Edwin; Isenbruck Bösl Hörschler LLP
Patentanwälte, EASTSITE ONE, Seckenheimer Landstraße
4, 68163 Mannheim (DE).

(81) Designated States (unless otherwise indicated, for every
kind of national protection available): AE, AG, AL, AM,
AO, AT, AU, AZ, BA, BB, BG, BH, BN, BR, BW, BY,
BZ, CA, CH, CL, CN, CO, CR, CU, CZ, DE, DJ, DK, DM,
DO, DZ, EC, EE, EG, ES, FI, GB, GD, GE, GH, GM, GT,
HN, HR, HU, ID, IL, IN, IR, IS, JP, KE, KG, KH, KN,
KP, KR, KW, KZ, LA, LC, LK, LR, LS, LU, LY, MA,
MD, ME, MG, MK, MN, MW, MX, MY, MZ, NA, NG,
NI, NO, NZ, OM, PA, PE, PG, PH, PL, PT, QA, RO, RS,
RU, RW, SA, SC, SD, SE, SG, SK, SL, SM, ST, SV, SY,
TH, TJ, TM, TN, TR, TT, TZ, UA, UG, US, UZ, VC, VN,
ZA, ZM, ZW.

(84) Designated States (unless otherwise indicated, for every
kind of regional protection available): ARIPO (BW, GH,
GM, KE, LR, LS, MW, MZ, NA, RW, SD, SL, ST, SZ,
TZ, UG, ZM, ZW), Eurasian (AM, AZ, BY, KG, KZ, RU,
TJ, TM), European (AL, AT, BE, BG, CH, CY, CZ, DE,
DK, EE, ES, FI, FR, GB, GR, HR, HU, IE, IS, IT, LT, LU,
LV, MC, MK, MT, NL, NO, PL, PT, RO, RS, SE, SI, SK,
SM, TR), OAPI (BF, BJ, CF, CG, CI, CM, GA, GN, GQ,
GW, KM, ML, MR, NE, SN, TD, TG).

Published:

- with international search report (Art. 21(3))
- before the expiration of the time limit for amending the
claims and to be republished in the event of receipt of
amendments (Rule 48.2(h))
- with sequence listing part of description (Rule 5.2(a))



WO 2017/118700 A1

(54) Title: CONTROLLED-RELEASE CNP AGONISTS WITH INCREASED NEP STABILITY

(57) Abstract: The present invention relates to controlled-release CNP agonists having an at least 5-fold longer degradation half-life in an *in vitro* NEP degradation assay than the corresponding released CNP agonist, to pharmaceutical compositions comprising said controlled-release CNP agonist, their use and to methods of treatment.

Controlled-release CNP agonists with increased NEP stability

The present invention relates to controlled-release CNP agonists having an at least 5-fold longer degradation half-life in an *in vitro* NEP degradation assay than the corresponding released CNP agonist, to pharmaceutical compositions comprising said controlled-release CNP agonist, their use and to methods of treatment.

Achondroplasia (ACH) is caused by a gain-of-function mutation in FGFR3. Binding of CNP to its receptor, natriuretic-peptide receptor B (NPR-B), inhibits FGFR3 downstream signaling and thus triggers endochondral growth and skeletal overgrowth, as observed in both mice and humans overexpressing CNP. Overproduction of CNP in the cartilage or continuous delivery of CNP through intravenous (iv) infusion normalizes the dwarfism of achondroplastic mice, suggesting that administration of CNP at supraphysiological levels is a strategy for treating ACH.

However, given its short half-life of CNP-22 (2 min after iv administration) CNP as a therapeutic agent is challenging in a pediatric population because it would require continuous infusion. Furthermore, as CNP is extensively inactivated in the subcutaneous tissue iv infusion is required.

Potter (FEBS Journal 278 (2011) 1808–1817) describes the clearance of CNP to occur by two degradation routes: receptor-mediated degradation and degradation by extracellular proteases. CNP is degraded by the action of neutral endopeptidase 24.11 (NEP) and is removed from systemic circulation by natriuretic peptide clearance receptor, NPR-C, that binds to and deposits CNP into lysosomes, where CNP is degraded.

Reducing degradation by one or both of these clearance routes would serve to prolong the half-life of CNP.

Due to the limited size of its active site cavity, NEP preferably recognizes substrates smaller than about 3 kDa. US 8,377,884 B2 describe variants of CNP which optionally are permanently conjugated to PEG polymer to increase resistance to NEP cleavage. However, addition of PEG, even as small as 0.6 kDa, to wild-type CNP was found to reduce CNP activity, and addition of greater than about 2 or 3 kDa of PEG to CNP or variants thereof

reduce CNP functional activity in a size-dependent manner. Therefore, attachment of PEG molecules larger than 2 to 3 kDa to reduce NEP degradation is accompanied by a loss of activity, which may reduce the therapeutic potential of such molecules.

5 In addition to negatively impacting activity of the peptide, conjugation of PEG or another macromolecule to CNP may also prevent effective distribution to the growth plate. Farnum et al. (*Anat Rec A Discov Mol Cell Evol Biol.* 2006 January; 288(1): 91–103) demonstrated that distribution of molecules from the systemic vasculature to the growth plate was size dependent, and that small molecules (up to 10 kDa) could distribute to the growth plate,
10 whereas a molecular size of 40 kDa and larger prevented entry to the growth plate.

A different approach to create a NEP resistant CNP molecule and enable subcutaneous administration was described in *The American Journal of Human Genetics* 91, 1108–1114. BMN-111 is a modified recombinant human C-type Natriuretic Peptide (CNP) where 17
15 amino acids have been added to form a 39 amino acid CNP pharmacological analog. BMN-111 mimics CNP pharmacological activity at the growth plate and has an extended half-life as a result of neutral-endopeptidase (NEP) resistance that allows once-daily subcutaneous (SC) administration. As BMN-111 is a non-natural occurring peptide, the risk of inducing an immunological response is increased compared to the native peptide, and as described by
20 Martz in “sFGFR for achondroplasia” (SciBx, Biocentury October 2013), an immunological response to BMN-111 has been observed in animal studies, with the presence of antibodies not affecting the pharmacological activity of the drug. However, BMN-111 only has a half-life of 20 minutes, which when dosed daily is associated with a short duration of exposure to efficacious drug levels.

25 To increase exposure to efficacious drug levels the dose of the drug having CNP activity may be increased. As natriuretic peptides are a family of hormones that may affect blood volume and blood pressure, an increase in dose may be associated with cardiovascular adverse effects. Studies of BMN-111 in animals and man have demonstrated that as the dose increases, arterial
30 blood pressure drops and heart rate increases. Doses of BMN-111 up to 15 µg/kg were associated with mild hypotension in healthy volunteers. Therefore increasing the dose of a drug having CNP activity to increase drug exposure, may be associated with unacceptable cardiovascular side effects.

Therefore increasing the dose of a drug having CNP activity to increase drug exposure may be associated with unacceptable cardiovascular side effects, such as hypotension.

In summary, there is a need for a more efficacious and safer CNP treatment.

5

It is therefore an object of the present invention to at least partially overcome the shortcomings described above.

10 This object is achieved with a controlled-release CNP agonist, wherein the controlled-release CNP agonist releases one or more CNP agonist and wherein the controlled-release CNP agonist has an at least 5-fold longer degradation half-life in an *in vitro* NEP degradation assay than the corresponding released CNP agonist.

15 It was surprisingly found that the use of a controlled-release CNP agonist provides efficient protection against NEP degradation which increases the half-life of the CNP agonist. As the controlled-release CNP agonists of the present invention also release CNP agonist, said CNP agonist can exhibit its full activity and its access to the growth plate is not restricted.

Within the present invention the terms are used having the meaning as follows.

20

As used herein the term "CNP agonist" refers to any compound that activates natriuretic peptide receptor B (NPR-B) and has an EC_{50} that is at most 50-fold higher than the NPR-B activity of CNP-22 (SEQ ID NO:1).

25 As used herein " EC_{50} " with regard to controlled-release CNP agonist and CNP agonist refers to the concentration of controlled-release CNP agonist and CNP agonist with which a half-maximum cGMP production is elicited. NPR-B activity in the form of its EC_{50} of the controlled-release CNP agonist, of the released CNP agonist and of CNP-22 is measured by cultivating NIH-3T3 (Murine Embryo Fibroblast cell line) cells which express NPR-B on
30 their cell surface, incubating the cells with the controlled-release CNP agonist, the corresponding released CNP agonist or CNP-22, respectively, and determining the intracellular production of the second messenger cGMP with a standard cGMP assay. In particular the assay is performed as follows:

- (1) murine NIH-3T3 cells expressing endogenous NPR-B are cultivated in DMEM F-12 medium with 5% FBS and 5 mM glutamine at 37°C and 5% CO₂;
 - (2) for each assay 50,000 cells are resuspended in Dulbecco's PBS with IBMX and incubated with either the controlled-release CNP agonist, the corresponding released CNP agonist or CNP-22; each in different concentrations;
 - (3) after incubating for 30 min at 37°C and 5% CO₂, the cells are lysed and cGMP levels are determined; and
 - (4) generating an EC₅₀ value from the determined cGMP levels.
- 10 Preferably, the IBMX concentration in step (2) is 0.5 mM.

Step (3) can be performed using any assay for measuring cGMP which is a standard procedure well known to the person skilled in the art. Preferably step (3) is done with a cGMP TR-FRET assay, more preferably with the cGMP TR-FRET assay from Cisbio, Cat. No. 62GM2PEB.

As during such experiments the controlled-release CNP agonist releases a certain amount of CNP agonist which released CNP agonist would distort the results, measurements for the NPR-B activity of the controlled-release CNP agonist are preferably made in the form of a stable analog which does not release CNP agonist.

As used herein the term "controlled-release CNP agonist" refers to any compound, conjugate, crystal or admixture that comprises at least one CNP agonist and from which the at least one CNP agonist is released with a release half-life of at least 6 hours.

As used herein the term "CNP agonist equivalent" refers to molar content of CNP agonist comprised in a controlled-release CNP agonist.

As used herein the term "degradation half-life" refers to the time needed until half of all CNP agonist molecules are degraded in an *in vitro* NEP degradation assay.

As used herein the term "release half-life" refers to the time needed until half of all CNP agonist molecules are released from the controlled-release CNP agonist under physiological conditions.

A suitable *in vitro* NEP degradation assay monitoring the decrease of non-digested CNP agonist (normalized with the internal standard pentafluorophenol (PFP)) over time in reference to the t_0 -time point is as follows:

- 5 (1) Recombinant human NEP and the internal standard PFP are added to the controlled-release CNP agonist and to the released CNP agonist in digest buffer, respectively;
- (2) The solution is incubated at 37°C, samples are taken at different time intervals and the reaction is stopped by a combined reduction and heat denaturation;
- (3) The resulting reaction products are analyzed using HPLC-MS; and
- 10 (4) The half-lives of both the controlled-release CNP agonist and the released CNP agonist are calculated via the ratio change in the HPLC-UV peak areas of CNP variant and PFP over time.

Preferably, the digest buffer is 50 mM Tris-HCl, pH 7.4, 10 mM NaCl.

15 It is understood that the degradation time in the NEP degradation assay is influenced a) by the NEP concentration used in the digestion assay and b) the proteolytic activity of the NEP quality and lot used. The person skilled in the art will be able to adjust the concentration of NEP used in the assay to obtain suitable digestion half-life times.

20 Preferably NEP (order number BML-SE532-0010) is obtained from Enzo Life Sciences GmbH (Loerrach, Germany).

Preferably, a final NEP concentration of 2.5 µg/mL is used in the digestion assay.

25 As used herein the term “CNP” refers to all CNP polypeptides, preferably from mammalian species, more preferably from human and mammalian species, more preferably from human and murine species, as well as their variants, analogs, orthologs, homologs, and derivatives and fragments thereof, that are characterized by regulating the growth, proliferation and differentiation of cartilaginous growth plate chondrocytes. Preferably, the term “CNP” refers
30 to the CNP polypeptide of SEQ ID NO:24 as well as its variants, homologs and derivatives exhibiting essentially the same biological activity, i.e. regulating the growth, proliferation and differentiation of cartilaginous growth plate chondrocytes. More preferably, the term “CNP” refers to the polypeptide of SEQ ID NO:24.

In another preferred embodiment the term “CNP” refers to the polypeptide of SEQ ID NO:20.

In another preferred embodiment the term “CNP” refers to the polypeptide of SEQ ID NO:21.

5 In another preferred embodiment the term “CNP” refers to the polypeptide of SEQ ID NO:22.

In another preferred embodiment the term “CNP” refers to the polypeptide of SEQ ID NO:23.

In another preferred embodiment the term “CNP” refers to the polypeptide of SEQ ID NO:30.

10

Naturally occurring CNP-22 (SEQ ID NO:1) has the following sequence:

GLSKGCFGLKLDRI GMSGLGC,

wherein the cysteines at position 6 and 22 are connected through a disulfide-bridge, as illustrated in Fig. 1.

15

SEQ ID NO:24 has the following sequence:

LQEHPNARKYKGANKKGLSKGCFGLKLDRI GMSGLGC,

wherein the cysteines at position 22 and 38 are connected through a disulfide-bridge.

20 The term “CNP” also includes all CNP variants, analogs, orthologs, homologs and derivatives and fragments thereof as disclosed in WO 2009/067639 A2 and WO 2010/135541 A2, which are herewith incorporated by reference.

Accordingly, the term “CNP” also refers preferably to the following peptide sequences:

25 SEQ ID NO:2 (CNP-53):

DLRVDTKSRAAWARLLQEHPNARKYKGANKKGLSKGCFGLKLDRI GMSGLGC;

SEQ ID NO:3 (G-CNP-53):

GDLRVDTKSRAAWARLLQEHPNARKYKGANKKGLSKGCFGLKLDRI GMSGLGC;

SEQ ID NO:4 (M-CNP-53):

30 MDLRVDTKSRAAWARLLQEHPNARKYKGANKKGLSKGCFGLKLDRI GMSGLGC;

SEQ ID NO:5 (P-CNP-53):

PDLRVDTKSRAAWARLLQEHPNARKYKGANKKGLSKGCFGLKLDRI GMSGLGC;

SEQ ID NO:6 (CNP-53 M48N):

DLRVDTKSRAAWARLLQEHPNARKYKGANKKGLSKGCFGLKLDRI GSN SGLGC;

- SEQ ID NO:7 (CNP-53 Δ 15-31):
DLRVDTKSRAAWARGLSKGCFGLKLDRIGSMSGLGC;
- SEQ ID NO:8 (CNP-52):
LRVDTKSRAAWARLLQEHPNARKYKGANKKGLSKGCFGLKLDRIGSMSGLGC;
- 5 SEQ ID NO:9 (CNP-51):
RVDTKSRAAWARLLQEHPNARKYKGANKKGLSKGCFGLKLDRIGSMSGLGC;
- SEQ ID NO:10 (CNP-50):
VDTKSRAAWARLLQEHPNARKYKGANKKGLSKGCFGLKLDRIGSMSGLGC;
- SEQ ID NO:11 (CNP-49):
10 DTKSRAAWARLLQEHPNARKYKGANKKGLSKGCFGLKLDRIGSMSGLGC;
- SEQ ID NO:12 (CNP-48):
TKSRAAWARLLQEHPNARKYKGANKKGLSKGCFGLKLDRIGSMSGLGC;
- SEQ ID NO:13 (CNP-47):
KSRAAWARLLQEHPNARKYKGANKKGLSKGCFGLKLDRIGSMSGLGC;
- 15 SEQ ID NO:14 (CNP-46):
SRAAWARLLQEHPNARKYKGANKKGLSKGCFGLKLDRIGSMSGLGC;
- SEQ ID NO:15 (CNP-45):
RAAWARLLQEHPNARKYKGANKKGLSKGCFGLKLDRIGSMSGLGC;
- SEQ ID NO:16 (CNP-44):
20 AAWARLLQEHPNARKYKGANKKGLSKGCFGLKLDRIGSMSGLGC;
- SEQ ID NO:17 (CNP-44 Δ 14-22):
AAWARLLQEHPNAGLSKGCFGLKLDRIGSMSGLGC;
- SEQ ID NO:18 (CNP-44 Δ 15-22):
AAWARLLQEHPNARGLSKGCFGLKLDRIGSMSGLGC;
- 25 SEQ ID NO:19 (CNP-43):
AWARLLQEHPNARKYKGANKKGLSKGCFGLKLDRIGSMSGLGC;
- SEQ ID NO:20 (CNP-42):
WARLLQEHPNARKYKGANKKGLSKGCFGLKLDRIGSMSGLGC;
- SEQ ID NO:21 (CNP-41):
30 ARLLQEHPNARKYKGANKKGLSKGCFGLKLDRIGSMSGLGC;
- SEQ ID NO:22 (CNP-40):
RLLQEHPNARKYKGANKKGLSKGCFGLKLDRIGSMSGLGC;
- SEQ ID NO:23 (CNP-39):
LLQEHPNARKYKGANKKGLSKGCFGLKLDRIGSMSGLGC;

SEQ ID NO:24 (CNP-38):

LQEHPNARKYKGANKKGLSKGCFGLKLDRIGSMSGLGC;

SEQ ID NO:25 (CNP-37):

QEHPNARKYKGANKKGLSKGCFGLKLDRIGSMSGLGC;

5 SEQ ID NO:26 (CNP-37 Q1pQ, wherein pQ = pyroglutamate):

pQEHPNARKYKGANKKGLSKGCFGLKLDRIGSMSGLGC;

SEQ ID NO:27 (G-CNP-37):

GQEHPNARKYKGANKKGLSKGCFGLKLDRIGSMSGLGC;

SEQ ID NO:28 (P-CNP-37):

10 PQEHPNARKYKGANKKGLSKGCFGLKLDRIGSMSGLGC;

SEQ ID NO:29 (M-CNP-37):

MQEHPNARKYKGANKKGLSKGCFGLKLDRIGSMSGLGC;

SEQ ID NO:30 (PG-CNP-37):

PGQEHPNARKYKGANKKGLSKGCFGLKLDRIGSMSGLGC;

15 SEQ ID NO:31 (MG-CNP-37):

MGQEHPNARKYKGANKKGLSKGCFGLKLDRIGSMSGLGC;

SEQ ID NO:32 (CNP-37 M32N):

QEHPNARKYKGANKKGLSKGCFGLKLDRIGSNSGLGC;

SEQ ID NO:33 (G-CNP-37 M32N):

20 GQEHPNARKYKGANKKGLSKGCFGLKLDRIGSNSGLGC;

SEQ ID NO:34 (G-CNP-37 K14Q):

GQEHPNARKYKGANQKGLSKGCFGLKLDRIGSMSGLGC;

SEQ ID NO:35 (G-CNP-37 K14P):

GQEHPNARKYKGANPKGLSKGCFGLKLDRIGSMSGLGC;

25 SEQ ID NO:36 (G-CNP-37 K14Q, Δ15):

GQEHPNARKYKGANQGLSKGCFGLKLDRIGSMSGLGC;

SEQ ID NO:37 (G-CNP-37 K14Q, K15Q):

GQEHPNARKYKGANQQGLSKGCFGLKLDRIGSMSGLGC;

SEQ ID NO:38 (CNP-36):

30 EHPNARKYKGANKKGLSKGCFGLKLDRIGSMSGLGC;

SEQ ID NO:39 (CNP-35):

HPNARKYKGANKKGLSKGCFGLKLDRIGSMSGLGC;

SEQ ID NO:40 (CNP-34):

PNARKYKGANKKGLSKGCFGLKLDRIGSMSGLGC;

- SEQ ID NO:41 (CNP-33):
NARKYKGANKKGLSKGCFGLKLDRIGSMSGLGC;
- SEQ ID NO:42 (CNP-32):
ARKYKGANKKGLSKGCFGLKLDRIGSMSGLGC;
- 5 SEQ ID NO:43 (CNP-31):
RKYKGANKKGLSKGCFGLKLDRIGSMSGLGC;
- SEQ ID NO:44 (CNP-30):
KYKGANKKGLSKGCFGLKLDRIGSMSGLGC;
- SEQ ID NO:45 (CNP-29):
- 10 YKGANKKGLSKGCFGLKLDRIGSMSGLGC;
- SEQ ID NO:46 (CNP-28):
KGANKKGLSKGCFGLKLDRIGSMSGLGC;
- SEQ ID NO:47 (GHKSEVAHRF-CNP-28):
GHKSEVAHRFKGANKKGLSKGCFGLKLDRIGSMSGLGC;
- 15 SEQ ID NO:48 (CNP-27):
GANKKGLSKGCFGLKLDRIGSMSGLGC;
- SEQ ID NO:49 (CNP-27 K4Q, K5Q):
GANQQGLSKGCFGLKLDRIGSMSGLGC;
- SEQ ID NO:50 (CNP-27 K4R, K5R):
- 20 GANRRGLSKGCFGLKLDRIGSMSGLGC;
- SEQ ID NO:51 (CNP-27 K4P, K5R):
GANPRGLSKGCFGLKLDRIGSMSGLGC;
- SEQ ID NO:52 (CNP-27 K4S, K5S):
GANSSGLSKGCFGLKLDRIGSMSGLGC;
- 25 SEQ ID NO:53 (CNP-27 K4P, K5R):
GANGANPRGLSRGCFGLKLDRIGSMSGLGC;
- SEQ ID NO:54 (CNP-27 K4R, K5R, K9R):
GANRRGLSRGCFGLKLDRIGSMSGLGC;
- SEQ ID NO:55 (CNP-27 K4R, K5R, K9R, M22N):
- 30 GANRRGLSRGCFGLKLDRIGSNSGLGC;
- SEQ ID NO:56 (P-CNP-27 K4R, K5R, K9R):
PGANRRGLSRGCFGLKLDRIGSMSGLGC;
- SEQ ID NO:57 (M-CNP-27 K4R, K5R, K9R):
MGANRRGLSRGCFGLKLDRIGSMSGLGC;

- SEQ ID NO:58 (HSA fragment-CNP-27):
GHKSEVAHRFKGANKKGLSKGCFGLKLD RIGSMSGLG;
- SEQ ID NO:59 (HSA fragment-CNP-27 M22N):
GHKSEVAHRFKGANKKGLSKGCFGLKLD RIGSNSGLGC;
- 5 SEQ ID NO:60 (M-HSA fragment-CNP-27):
MGHKSEVAHRFKGANKKGLSKGCFGLKLD RIGSMSGLGC;
SEQ ID NO:61 (P-HSA fragment-CNP-27):
PGHKSEVAHRFKGANKKGLSKGCFGLKLD RIGSMSGLGC;
- SEQ ID NO:62 (CNP-26):
- 10 ANKKGLSKGCFGLKLD RIGSMSGLGC;
SEQ ID NO:63 (CNP-25):
NKKGLSKGCFGLKLD RIGSMSGLGC;
SEQ ID NO:64 (CNP-24):
KKGLSKGCFGLKLD RIGSMSGLGC;
- 15 SEQ ID NO:65 (CNP-23):
KGLSKGCFGLKLD RIGSMSGLGC;
SEQ ID NO:66 (R-CNP-22):
RGLSKGCFGLKLD RIGSMSGLGC;
SEQ ID NO:67 (ER-CNP-22):
- 20 ERGLSKGCFGLKLD RIGSMSGLGC;
SEQ ID NO:68 (R-CNP-22 K4R):
RGLSRGCFGLKLD RIGSMSGLGC;
SEQ ID NO:69 (ER-CNP-22 4KR):
ERGLSRGCFGLKLD RIGSMSGLGC;
- 25 SEQ ID NO:70 (RR-CNP-22):
RRGLSRGCFGLKLD RIGSMSGLGC;
SEQ ID NO:71 (HRGP fragment-CNP-22):
GHHSHEQH PHGANQQGLSKGCFGLKLD RIGSMSGLGC;
SEQ ID NO:72 (HRGP fragment-CNP-22):
- 30 GAHHPHEHDTHGANQQGLSKGCFGLKLD RIGSMSGLGC;
SEQ ID NO:73 (HRGP fragment-CNP-22):
GHHSHEQH PHGANPRGLSKGCFGLKLD RIGSMSGLGC;
SEQ ID NO:74 (IgG₁(F_c) fragment-CNP-22):
GQPREPQVYTLPPSGLSKGCFGLKLD RIGSMSGLGC;

- SEQ ID NO:75 (HSA fragment-CNP-22):
GQHKDDNPNLPRGANPRGLSKGCFGLKLDRI GSMSGLGC;
- SEQ ID NO:76 (HSA fragment-CNP-22):
GERAFKAWAVARLSQGLSKGCFGLKLDRI GSMSGLGC;
- 5 SEQ ID NO:77 (osteocrin NPR C inhibitor fragment-CNP22):
FGIPMDRIGRNPRGLSKGCFGLKLDRI GSMSGLGC;
- SEQ ID NO:78 (FGF2 heparin-binding domain fragment-CNP22):
GKRTGQYKLGSKTGP GPKGLSKGCFGLKLDRI GSMSGLGC;
- SEQ ID NO:79 (IgG₁(F_c) fragment-CNP-22 K4R):
- 10 GQPREPQVYTGANQQGLSRGCFGLKLDRI GSMSGLGC;
- SEQ ID NO:80 (HSA fragment-CNP-22 K4R):
GVPQVSTSTGANQQGLSRGCFGLKLDRI GSMSGLGC;
- SEQ ID NO:81 (fibronectin fragment-CNP-22 K4R):
GQPSSSSQSTGANQQGLSRGCFGLKLDRI GSMSGLGC;
- 15 SEQ ID NO:82 (fibronectin fragment-CNP-22 K4R):
GQTHSSGTQSGANQQGLSRGCFGLKLDRI GSMSGLGC;
- SEQ ID NO:83 (fibronectin fragment-CNP-22 K4R):
GSTGQWHSESGANQQGLSRGCFGLKLDRI GSMSGLGC;
- SEQ ID NO:84 (zinc finger fragment-CNP-22 K4R):
- 20 GSSSSSSSSSGANQQGLSRGCFGLKLDRI GSMSGLGC;
- SEQ ID NO:85 (CNP-21):
LSK GCFGLKLDRI GSMSGLGC;
- SEQ ID NO:86 (CNP-20):
SK GCFGLKLDRI GSMSGLGC;
- 25 SEQ ID NO:87 (CNP-19):
KGCFGLKLDRI GSMSGLGC;
- SEQ ID NO:88 (CNP-18):
GCFGLKLDRI GSMSGLGC;
- SEQ ID NO:89 (CNP-17):
- 30 CFGLKLDRI GSMSGLGC;
- SEQ ID NO:90 (BNP fragment-CNP-17-BNP fragment):
SPKMVQSGCFGLKLDRI GMSGLGCKVLR RH;
- SEQ ID NO:91 (CNP-38 L1G):
GQEHPNARKYKGANKKGLSKGCFGLKLDRI GSMSGLGC;

SEQ ID NO:92 (Ac-CNP-37; wherein Ac= acetyl):

Ac-QEHPNARKYKGANKKGLSKGCFGLKLD RIGSMSGLGC.

5 It is understood that the equivalents of the cysteines in positions 22 and 38 of SEQ ID NO:24 are also connected through a disulfide-bridge in SEQ ID NOs: 2 to 92.

10 More preferably, the term "CNP" refers to the sequence of SEQ ID: NOs 2, 19, 20, 21, 22, 23, 24, 25, 26, 30, 32, 38, 39, 40, 41, 42, 43, 91, 92. Even more preferably, the term "CNP" refers to the sequence of SEQ ID: NOs 23, 24, 25, 26, 38, 39, 91 and 92. In a particularly preferred embodiment the term "CNP" refers to the sequence of SEQ ID NO:24. In an equally preferred embodiment the term "CNP" refers to the sequence of SEQ ID NO:30. In an equally preferred embodiment the term "CNP" refers to the sequence of SEQ ID NO:20. In an equally preferred embodiment the term "CNP" refers to the sequence of SEQ ID NO:21. In an equally preferred embodiment the term "CNP" refers to the sequence of SEQ ID NO:22. In an equally preferred
15 embodiment the term "CNP" refers to the sequence of SEQ ID NO:23.

In another preferred embodiment the term "CNP" refers to a sequence of SEQ ID NO:93
QEHPNARX₁YX₂GANX₃X₄GLSX₅GCFGLX₆LDRIGSMSGLGC,
wherein X₁, X₂, X₃, X₄, X₅ and X₆ are independently of each other selected from the group
20 consisting of K, R, P, S and Q, with the provision that at least one of X₁, X₂, X₃, X₄, X₅ and X₆ is selected from the group consisting of R, P, S and Q; preferably X₁, X₂, X₃, X₄, X₅ and X₆ are selected from the group consisting of K and R, with the provision that at least one of X₁, X₂, X₃, X₄, X₅ and X₆ is R;

25 even more preferably to a sequence of SEQ ID NO:94
QEHPNARKYKGANX₁X₂GLSX₃GCFGLX₄LDRIGSMSGLGC,
wherein X₁, X₂, X₃ and X₄ are independently of each other selected from the group consisting of K, R, P, S and Q, with the provision that at least one of X₁, X₂, X₃ and X₄ is selected from the group consisting of R, P, S and Q; preferably X₁, X₂, X₃ and X₄ are selected from K and
30 R, with the provision that at least one of X₁, X₂, X₃ and X₄ is R;

and most preferably to a sequence of SEQ ID NO:95

QEHPNARKYKGANX₁X₂GLSKGCFGLKLD RIGSMSGLGC,

wherein X_1X_2 are selected from the group consisting of KR, RK, KP, PK, SS, RS, SR, QK, QR, KQ, RQ, RR and QQ.

5 It is understood that also the equivalents of the cysteines in positions 22 and 38 of SEQ ID NO:24 are connected through a disulfide-bridge in SEQ ID NOs: 2 to 95.

10 It is understood that the present invention also encompasses CNP variants in which any one or more, up to all, residues susceptible to deamidation or a deamidation-like reaction (e.g., isomerization) may be converted to other residue(s) via deamidation or a deamidation-like reaction to any extent, up to 100% conversion per converted residue. In certain embodiments, the disclosure encompasses CNP variants in which:

- (1) any one or more, up to all, asparagine (Asn/N) residues may be converted to aspartic acid or aspartate, and/or to isoaspartic acid or isoaspartate, via deamidation up to about 5%, 10%, 20%, 30%, 40%, 50%, 60%, 70%, 80%, 90% or 100% conversion per converted residue; or
- 15 (2) any one or more, up to all, glutamine (Gln/Q) residues may be converted to glutamic acid or glutamate, and/or to isoglutamic acid or isoglutamate, via deamidation up to about 5%, 10%, 20%, 30%, 40%, 50%, 60%, 70%, 80%, 90% or 100% conversion per converted residue; or
- (3) any one or more, up to all, aspartic acid or aspartate (Asp/D) residues may be converted to isoaspartic acid or isoaspartate via a deamidation-like reaction (also called isomerization) up to about 5%, 10%, 20%, 30%, 40%, 50%, 60%, 70%, 80%, 90% or 100% conversion per converted residue; or
- 20 (4) any one or more, up to all, glutamic acid or glutamate (Glu/E) residues may be converted to isoglutamic acid or isoglutamate via a deamidation-like reaction (also called isomerization) up to about 5%, 10%, 20%, 30%, 40%, 50%, 60%, 70%, 80%, 90% or 100% conversion per converted residue; or
- 25 (5) the N-terminal glutamine (if present) may be converted into pyroglutamate up to about 5%, 10%, 20%, 30%, 40%, 50%, 60%, 70%, 80%, 90% or 100% conversion; or
- (6) a combination of the above.

30

As used herein, the term "CNP polypeptide variant" refers to a polypeptide from the same species that differs from a reference CNP polypeptide. Preferably, such reference CNP polypeptide sequence is the sequence of SEQ ID NO:24. Generally, differences are limited so that the amino acid sequence of the reference and the variant are closely similar overall and,

in many regions, identical. Preferably, CNP polypeptide variants are at least 70%, 80%, 90%, or 95% identical to a reference CNP polypeptide, preferably the CNP polypeptide of SEQ ID NO:24. By a polypeptide having an amino acid sequence at least, for example, 95% “identical” to a query amino acid sequence, it is intended that the amino acid sequence of the subject polypeptide is identical to the query sequence except that the subject polypeptide sequence may include up to five amino acid alterations per each 100 amino acids of the query amino acid sequence. These alterations of the reference sequence may occur at the amino (N-terminal) or carboxy terminal (C-terminal) positions of the reference amino acid sequence or anywhere between those terminal positions, interspersed either individually among residues in the reference sequence or in one or more contiguous groups within the reference sequence. The query sequence may be an entire amino acid sequence of the reference sequence or any fragment specified as described herein. Preferably, the query sequence is the sequence of SEQ ID NO:24.

Such CNP polypeptide variants may be naturally occurring variants, such as naturally occurring allelic variants encoded by one of several alternate forms of a CNP occupying a given locus on a chromosome or an organism, or isoforms encoded by naturally occurring splice variants originating from a single primary transcript. Alternatively, a CNP polypeptide variant may be a variant that is not known to occur naturally and that can be made by mutagenesis techniques known in the art.

It is known in the art that one or more amino acids may be deleted from the N-terminus or C-terminus of a bioactive peptide or protein without substantial loss of biological function. Such N- and/or C-terminal deletions are also encompassed by the term CNP polypeptide variant.

It is also recognized by one of ordinary skill in the art that some amino acid sequences of CNP polypeptides can be varied without significant effect of the structure or function of the peptide. Such mutants include deletions, insertions, inversions, repeats, and substitutions selected according to general rules known in the art so as to have little effect on activity. For example, guidance concerning how to make phenotypically silent amino acid substitutions is provided in Bowie et al. (1990), *Science* 247:1306-1310, which is hereby incorporated by reference in its entirety, wherein the authors indicate that there are two main approaches for studying the tolerance of the amino acid sequence to change.

The term CNP polypeptide also encompasses all CNP polypeptides encoded by CNP analogs, orthologs, and/or species homologs. As used herein, the term “CNP analog” refers to CNP of different and unrelated organisms which perform the same functions in each organism, but which did not originate from an ancestral structure that the organisms’ ancestors had in common. Instead, analogous CNPs arose separately and then later evolved to perform the same or similar functions. In other words, analogous CNP polypeptides are polypeptides with quite different amino acid sequences but that perform the same biological activity, namely regulating the growth, proliferation and differentiation of cartilaginous growth plate chondrocytes.

10

As used herein the term “CNP ortholog” refers to CNP within two different species which sequences are related to each other via a common homologous CNP in an ancestral species, but which have evolved to become different from each other.

15

As used herein, the term “CNP homolog” refers to CNP of different organisms which perform the same functions in each organism and which originate from an ancestral structure that the organisms’ ancestors had in common. In other words, homologous CNP polypeptides are polypeptides with quite similar amino acid sequences that perform the same biological activity, namely regulating the growth, proliferation and differentiation of cartilaginous growth plate chondrocytes. Preferably, CNP polypeptide homologs may be defined as polypeptides exhibiting at least 40%, 50%, 60%, 70%, 80%, 90% or 95% identity to a reference CNP polypeptide, preferably the CNP polypeptide of SEQ ID NO:24.

20

25

Thus, a CNP polypeptide according to the invention may be, for example: (i) one in which at least one of the amino acid residues is substituted with a conserved or non-conserved amino acid residue, preferably a conserved amino acid residue, and such substituted amino acid residue may or may not be one encoded by the genetic code; and/or (ii) one in which at least one of the amino acid residues includes a substituent group; and/or (iii) one in which the CNP polypeptide is fused with another compound, such as a compound to increase the half-life of the polypeptide (for example, polyethylene glycol); and/or (iv) one in which additional amino acids are fused to the CNP polypeptide, such as an IgG Fc fusion region peptide or leader or secretory sequence or a sequence which is employed for purification of the above form of the polypeptide or a pre-protein sequence.

30

As used herein, the term “CNP polypeptide fragment” refers to any peptide comprising a contiguous span of a part of the amino acid sequence of a CNP polypeptide, preferably the polypeptide of SEQ ID NO:24.

5 More specifically, a CNP polypeptide fragment comprises at least 6, such as at least 8, at least 10 or at least 17 consecutive amino acids of a CNP polypeptide, more preferably of the polypeptide of SEQ ID NO:24. A CNP polypeptide fragment may additionally be described as sub-genuses of CNP polypeptides comprising at least 6 amino acids, wherein “at least 6” is defined as any integer between 6 and the integer representing the C-terminal amino acid of a
10 CNP polypeptide, preferably of the polypeptide of SEQ ID No:24. Further included are species of CNP polypeptide fragments at least 6 amino acids in length, as described above, that are further specified in terms of their N-terminal and C-terminal positions. Also encompassed by the term “CNP polypeptide fragment” as individual species are all CNP polypeptide fragments, at least 6 amino acids in length, as described above, that may be
15 particularly specified by a N-terminal and C-terminal position. That is, every combination of a N-terminal and C-terminal position that a fragment at least 6 contiguous amino acid residues in length could occupy, on any given amino acid sequence of a CNP polypeptide, preferably the CNP polypeptide of SEQ ID:NO24 is included in the present invention.

20 The term “CNP” also includes poly(amino acid) conjugates which have a sequence as described above, but having a backbone that comprises both amide and non-amide linkages, such as ester linkages, like for example depsipeptides. Depsipeptides are chains of amino acid residues in which the backbone comprises both amide (peptide) and ester bonds. Accordingly, the term “side chain” as used herein refers either to the moiety attached to the alpha-carbon of
25 an amino acid moiety, if the amino acid moiety is connected through amine bonds such as in polypeptides, or to any carbon atom-comprising moiety attached to the backbone of a poly(amino acid) conjugate, such as for example in the case of depsipeptides. Preferably, the term “CNP” refers to polypeptides having a backbone formed through amide (peptide) bonds.

30 As the term CNP includes the above-described variants, analogs, orthologs, homologs, derivatives and fragments of CNP, all references to specific positions within a reference sequence also include the equivalent positions in the variants, analogs, orthologs, homologs, derivatives and fragments of a CNP moiety, even if not specifically mentioned.

As used herein, the term “ring moiety” refers to the stretch of consecutive amino acid residues of the CNP drug or moiety that is located between two cysteine residues that form an intramolecular disulfide bridge or between homologous amino acid residues which are connected through a chemical linker. Preferably, the ring moiety is located between two cysteine residues that form an intramolecular disulfide bridge. These two cysteines correspond to the cysteines at position 22 and position 38 in the sequence of CNP-38 (SEQ ID NO:24). Accordingly, amino acids 23 to 37 are located in said ring moiety, if the CNP drug or moiety has the sequence of CNP-38.

Independently of the length of the CNP moiety, the sequence of the ring moiety of wild-type CNP is FGLKLDRLIGSMSGLG (SEQ ID NO:96).

As described above, the term “CNP” relates to CNP drugs or moieties having different numbers of amino acids. The person skilled in the art understands that in CNP drugs or moieties of different lengths the positions of equivalent amino acids vary and the skilled artisan will have no difficulty identifying the two cysteines forming the disulfide bridge or their two homologous amino acid residues connected to each other through a chemical linker in longer, shorter and/or otherwise modified CNP versions.

As the term CNP includes the above-described variants, analogs, orthologs, homologs, derivatives and fragments of CNP, the term “ring moiety” also includes the corresponding variants, analogs, orthologs, homologs, derivatives and fragments of the sequence of SEQ ID NO:96. Accordingly, all references to specific positions within a reference sequence also include the equivalent positions in variants, analogs, orthologs, homologs, derivatives and fragments of a CNP moiety, even if not explicitly mentioned.

As used herein, the term “random coil” refers to a peptide or protein adopting/having/forming, preferably having, a conformation which substantially lacks a defined secondary and tertiary structure as determined by circular dichroism spectroscopy performed in aqueous buffer at ambient temperature, and pH 7.4. Preferably, ambient temperature is about 20°C, i.e. between 18°C and 22°C, most preferably ambient temperature is 20°C.

As used herein the term “micelle” means an aggregate of amphiphilic molecules dispersed in a liquid colloid. In aqueous solution a typical micelle forms an aggregate with the hydrophilic moiety of the surfactant molecules facing the surrounding solvent and the hydrophobic moiety of the surfactant molecule facing inwards, also called “normal-phase micelle”. “Invers
5 micelles” have the hydrophilic moiety facing inwards and the hydrophobic moiety facing the surrounding solvent.

As used herein the term “liposome” refers to a vesicle, preferably a spherical vesicle, having at least one lipid bilayer. Preferably, liposomes comprise phospholipids, even more preferably
10 phosphatidylcholine. The term “liposome” refers to various structures and sizes, such as, for example, to multilamellar liposome vesicles (MLV) having more than one concentric lipid bilayer with an average diameter of 100 to 1000 nm, small unilamellar liposome vesicles (SUV) having one lipid bilayer and an average diameter of 25 to 100 nm, large unilamellar liposome vesicles (LUV) having one lipid bilayer and an average diameter of about 1000 μ m
15 and giant unilamellar vesicles (GUV) having one lipid bilayer and an average diameter of 1 to 100 μ m. The term “liposome” also includes elastic vesicles such as transferosomes and ethosomes, for example.

As used herein the term “aquasome” refers to spherical nanoparticles having a diameter of 60
20 to 300 nm that comprise at least three layers of self-assembled structure, namely a solid phase nanocrystalline core coated with an oligomeric film to which drug molecules are adsorbed with or without modification of the drug.

As used herein the term “ethosome” refers to lipid vesicles comprising phospholipids and
25 ethanol and/or isopropanol in relatively high concentration and water, having a size ranging from tens of nanometers to micrometers.

As used herein the term “LeciPlex” refers to positively charged phospholipid-based vesicular system which comprises soy PC, a cationic agent, and a bio-compatible solvent like PEG 300,
30 PEG 400, diethylene glycol monoethyl ether, tetrahydrofurfuryl alcohol polyethylene glycol ether or 2-pyrrolidone or *N*-methyl-2-pyrrolidone.

As used herein the term “niosome” refers to unilamellar or multilamellar vesicles comprising non-ionic surfactants.

As used herein the term “pharmacosome” refers to ultrafine vesicular, micellar or hexagonal aggregates from lipids covalently bound to biologically active moieties.

- 5 As used herein the term “proniosome” refers to dry formulations of surfactant-coated carrier which on rehydration and mild agitation gives niosomes.

As used herein the term “polymersome” refers to an artificial spherical vesicle comprising a membrane formed from amphiphilic synthetic block copolymers and may optionally comprise
10 an aqueous solution in its core. A polymersome has a diameter ranging from 50 nm to 5 μ m and larger. The term also includes syntosomes, which are polymersomes engineered to comprise channels that allow certain chemicals to pass through the membrane into or out of the vesicle.

- 15 As used herein the term “sphingosome” refers to a concentric, bilayered vesicle in which an aqueous volume is entirely enclosed by a membranous lipid bilayer mainly composed of natural or synthetic sphingolipid.

As used herein the term “transferosome” refers to ultraflexible lipid vesicles comprising an
20 aqueous core that are formed from a mixture of common polar and suitable edge-activated lipids which facilitate the formation of highly curved bilayers which render the transferosome highly deformable.

As used herein the term “ufasome” refers to a vesicle comprising unsaturated fatty acids.

- 25 As used herein the term “aptamer” refers to an oligonucleotide or peptide molecule that binds a specific molecule. The term “aptamer” includes DNA, RNA, XNA and peptide aptamers.

As used herein, the term “oligonucleotide” refers to a short nucleic acid polymer of up to 100
30 bases.

As used herein the term “polypeptide” refers to a peptide comprising up to and including 50 amino acid monomers. Only for CNP drugs and CNP moieties also sequences having more than 50 amino acids will be referred to as “polypeptide” for simplification.

As used herein the term “protein” refers to a peptide of more than 50 amino acid residues. Preferably a protein comprises at most 20000 amino acid residues, such as at most 15000 amino acid residues, such as at most 10000 amino acid residues, such as at most 5000 amino acid residues, such as at most 4000 amino acid residues, such as at most 3000 amino acid residues, such as at most 2000 amino acid residues, such as at most 1000 amino acid residues.

5

As used herein the terms “small molecule drug” and “small molecule biologically active moiety” refer to drugs and biologically active moieties that are organic compounds having a molecular weight of no more than 1 kDa, such as up to 900 kDa.

10

As used herein the term “natural product” refers to purified organic compounds isolated from natural sources that are produced by the pathways of primary or secondary metabolism.

15

As used herein the term “physiological conditions” refers to an aqueous buffer at pH 7.4, 37°C.

20

As used herein the term “pharmaceutical composition” refers to a composition containing one or more active ingredients, such as for example the controlled-release CNP agonists of the present invention, and one or more excipients, as well as any product which results, directly or indirectly, from combination, complexation or aggregation of any two or more of the ingredients of the composition, or from dissociation of one or more of the ingredients, or from other types of reactions or interactions of one or more of the ingredients. Accordingly, the pharmaceutical compositions of the present invention encompass any composition made by admixing one or more controlled-release CNP agonists of the present invention and a pharmaceutically acceptable excipient.

25

As used herein the term “liquid composition” refers to a mixture comprising water-soluble controlled-release CNP agonist and one or more solvents, such as water.

30

The term “suspension composition” relates to a mixture comprising water-insoluble controlled-release CNP agonist and one or more solvents, such as water.

As used herein, the term “dry composition” means that a pharmaceutical composition is provided in a dry form. Suitable methods for drying are spray-drying and lyophilization, i.e.

freeze-drying. Such dry composition of controlled-release CNP agonist of the present invention has a residual water content of a maximum of 10 %, preferably less than 5% and more preferably less than 2%, determined according to Karl Fischer. Preferably, the pharmaceutical composition of the present invention is dried by lyophilization.

5

The term “drug” as used herein refers to a substance used in the treatment, cure, prevention, or diagnosis of a disease or used to otherwise enhance physical or mental well-being. If a drug is conjugated to another moiety, the moiety of the resulting product that originated from the drug is referred to as “biologically active moiety”.

10

As used herein the term “prodrug” refers to a biologically active moiety reversibly and covalently connected to a specialized protective group through a reversible prodrug linker moiety which is a linker moiety comprising a reversible linkage with the biologically active moiety and wherein the specialized protective group alters or eliminates undesirable properties in the parent molecule. This also includes the enhancement of desirable properties in the drug and the suppression of undesirable properties. The specialized non-toxic protective group is referred to as “carrier”. A prodrug releases the reversibly and covalently bound biologically active moiety in the form of its corresponding drug. In other words, a prodrug is a conjugate comprising a biologically active moiety which is covalently and reversibly conjugated to a carrier moiety via a reversible prodrug linker moiety, which covalent and reversible conjugation of the carrier to the reversible prodrug linker moiety is either directly or through a spacer. Such conjugate releases the formerly conjugated biologically active moiety in the form of a free drug.

25 A “biodegradable linkage” or a “reversible linkage” is a linkage that is hydrolytically degradable, i.e. cleavable, in the absence of enzymes under physiological conditions (aqueous buffer at pH 7.4, 37°C) with a half-life ranging from one hour to six months, preferably from one hour to four months, even more preferably from one hour to three months, even more preferably from one hour to two months, even more preferably from one hour to one month. Accordingly, a stable linkage is a linkage having a half-life under physiological conditions 30 (aqueous buffer at pH 7.4, 37°C) of more than six months.

Accordingly, a “reversible prodrug linker moiety” is a moiety which is covalently conjugated to a biologically active moiety, such as a CNP agonist moiety, through a reversible linkage

and is also covalently conjugated to a carrier moiety, such as -Z or -Z', wherein the covalent conjugation to said carrier moiety is either directly or through a spacer moiety, such as -L²-. Preferably the linkage between -Z or -Z' and -L²- is a stable linkage.

- 5 As used herein, the term "traceless prodrug linker" means a reversible prodrug linker which upon cleavage releases the drug in its free form. As used herein, the term "free form" of a drug means the drug in its unmodified, pharmacologically active form.

As used herein, the term "excipient" refers to a diluent, adjuvant, or vehicle with which the
10 therapeutic, such as a drug or prodrug, is administered. Such pharmaceutical excipient can be sterile liquids, such as water and oils, including those of petroleum, animal, vegetable or synthetic origin, including but not limited to peanut oil, soybean oil, mineral oil, sesame oil and the like. Water is a preferred excipient when the pharmaceutical composition is administered orally. Saline and aqueous dextrose are preferred excipients when the
15 pharmaceutical composition is administered intravenously. Saline solutions and aqueous dextrose and glycerol solutions are preferably employed as liquid excipients for injectable solutions. Suitable pharmaceutical excipients include starch, glucose, lactose, sucrose, mannitol, trehalose, gelatin, malt, rice, flour, chalk, silica gel, sodium stearate, glycerol monostearate, talc, sodium chloride, dried skim milk, glycerol, propylene, glycol, water,
20 ethanol and the like. The pharmaceutical composition, if desired, can also contain minor amounts of wetting or emulsifying agents, pH buffering agents, like, for example, acetate, succinate, tris, carbonate, phosphate, HEPES (4-(2-hydroxyethyl)-1-piperazineethanesulfonic acid), MES (2-(*N*-morpholino)ethanesulfonic acid), or can contain detergents, like Tween, poloxamers, poloxamines, CHAPS, Igepal, or amino acids like, for example, glycine, lysine,
25 or histidine. These pharmaceutical compositions can take the form of solutions, suspensions, emulsions, tablets, pills, capsules, powders, sustained-release formulations and the like. The pharmaceutical composition can be formulated as a suppository, with traditional binders and excipients such as triglycerides. Oral formulation can include standard excipients such as pharmaceutical grades of mannitol, lactose, starch, magnesium stearate, sodium saccharine,
30 cellulose, magnesium carbonate, etc. Such compositions will contain a therapeutically effective amount of the drug or biologically active moiety, together with a suitable amount of excipient so as to provide the form for proper administration to the patient. The formulation should suit the mode of administration.

As used herein, the term “reagent” means a chemical compound which comprises at least one functional group for reaction with the functional group of another chemical compound or drug. It is understood that a drug comprising a functional group (such as a primary or secondary amine or hydroxyl functional group) is also a reagent.

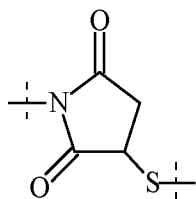
5

As used herein, the term “moiety” means a part of a molecule, which lacks one or more atom(s) compared to the corresponding reagent. If, for example, a reagent of the formula “H-X-H” reacts with another reagent and becomes part of the reaction product, the corresponding moiety of the reaction product has the structure “H-X-“ or “-X-“, whereas each “-“ indicates attachment to another moiety. Accordingly, a biologically active moiety is released from a prodrug as a drug.

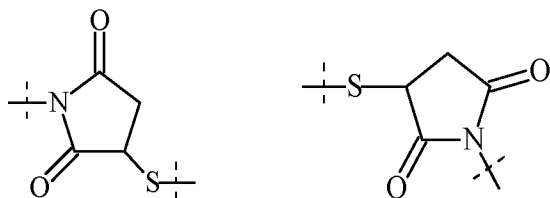
10

It is understood that if the sequence or chemical structure of a group of atoms is provided which group of atoms is attached to two moieties or is interrupting a moiety, said sequence or chemical structure can be attached to the two moieties in either orientation, unless explicitly stated otherwise. For example, a moiety “-C(O)N(R¹)-“ can be attached to two moieties or interrupting a moiety either as “-C(O)N(R¹)-“ or as “-N(R¹)C(O)-“. Similarly, a moiety

15



can be attached to two moieties or can interrupt a moiety either as



20

or as

As used herein, the term “functional group” means a group of atoms which can react with other groups of atoms. Functional groups include but are not limited to the following groups: carboxylic acid (-(C=O)OH), primary or secondary amine (-NH₂, -NH-), maleimide, thiol (-SH), sulfonic acid (-(O=S=O)OH), carbonate, carbamate (-O(C=O)N<), hydroxyl (-OH), aldehyde (-(C=O)H), ketone (-(C=O)-), hydrazine (>N-N<), isocyanate, isothiocyanate, phosphoric acid (-O(P=O)OHOH), phosphonic acid (-O(P=O)OHH), haloacetyl, alkyl halide,

25

acryloyl, aryl fluoride, hydroxylamine, disulfide, sulfonamides, sulfuric acid, vinyl sulfone, vinyl ketone, diazoalkane, oxirane, and aziridine.

In case the controlled-release CNP agonists of the present invention comprise one or more
5 acidic or basic groups, the invention also comprises their corresponding pharmaceutically or
toxicologically acceptable salts, in particular their pharmaceutically utilizable salts. Thus, the
controlled-release CNP agonists of the present invention comprising acidic groups can be
used according to the invention, for example, as alkali metal salts, alkaline earth metal salts or
as ammonium salts. More precise examples of such salts include sodium salts, potassium
10 salts, calcium salts, magnesium salts or salts with ammonia or organic amines such as, for
example, ethylamine, ethanolamine, triethanolamine or amino acids. Controlled-release CNP
agonists of the present invention comprising one or more basic groups, i.e. groups which can
be protonated, can be present and can be used according to the invention in the form of their
addition salts with inorganic or organic acids. Examples for suitable acids include hydrogen
15 chloride, hydrogen bromide, phosphoric acid, sulfuric acid, nitric acid, methanesulfonic acid,
p-toluenesulfonic acid, naphthalenedisulfonic acids, oxalic acid, acetic acid, tartaric acid,
lactic acid, salicylic acid, benzoic acid, formic acid, propionic acid, pivalic acid, diethylacetic
acid, malonic acid, succinic acid, pimelic acid, fumaric acid, maleic acid, malic acid,
sulfaminic acid, phenylpropionic acid, gluconic acid, ascorbic acid, isonicotinic acid, citric
20 acid, adipic acid, and other acids known to the person skilled in the art. For the person skilled
in the art further methods are known for converting the basic group into a cation like the
alkylation of an amine group resulting in a positively-charge ammonium group and an
appropriate counterion of the salt. If the controlled-release CNP agonists of the present
invention simultaneously comprise acidic and basic groups, the invention also includes, in
25 addition to the salt forms mentioned, inner salts or betaines (zwitterions). The respective salts
can be obtained by customary methods which are known to the person skilled in the art like,
for example by contacting these prodrugs with an organic or inorganic acid or base in a
solvent or dispersant, or by anion exchange or cation exchange with other salts. The present
invention also includes all salts of the prodrugs of the present invention which, owing to low
30 physiological compatibility, are not directly suitable for use in pharmaceuticals but which can
be used, for example, as intermediates for chemical reactions or for the preparation of
pharmaceutically acceptable salts.

The term "pharmaceutically acceptable" means a substance that does not cause harm when administered to a patient and preferably means approved by a regulatory agency, such as the EMA (Europe) and/or the FDA (US) and/or any other national regulatory agency for use in animals, preferably for use in humans.

5

As used herein the term "about" in combination with a numerical value is used to indicate a range ranging from and including the numerical value plus and minus no more than 10% of said numerical value, more preferably no more than 8% of said numerical value, even more preferably no more than 5% of said numerical value and most preferably no more than 2% of said numerical value. For example, the phrase "about 200" is used to mean a range ranging from and including 200 +/- 10%, i.e. ranging from and including 180 to 220; preferably 200 +/- 8%, i.e. ranging from and including 184 to 216; even more preferably ranging from and including 200 +/-5%, i.e. ranging from and including 190 to 210; and most preferably 200 +/- 2%, i.e. ranging from and including 196 to 204. It is understood that a percentage given as "about 20%" does not mean "20% +/- 10%", i.e. ranging from and including 10 to 30%, but "about 20%" means ranging from and including 18 to 22%, i.e. plus and minus 10% of the numerical value which is 20.

10
15

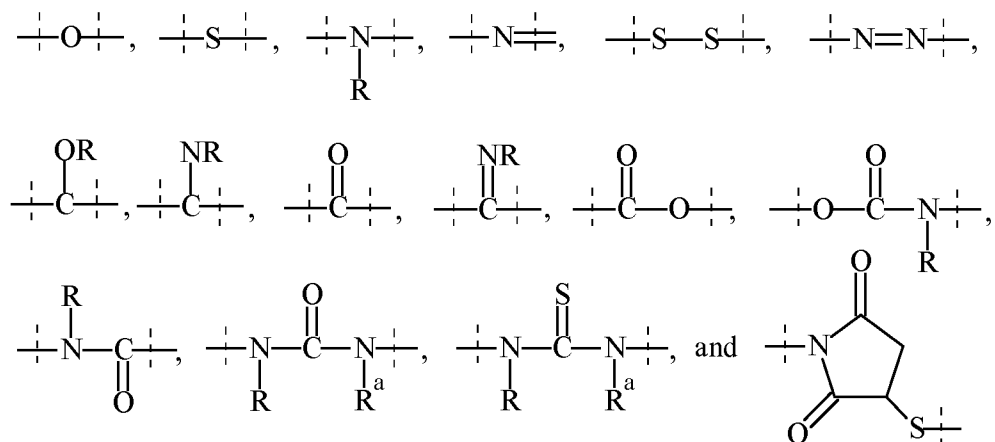
As used herein, the term "polymer" means a molecule comprising repeating structural units, i.e. the monomers, connected by chemical bonds in a linear, circular, branched, crosslinked or dendrimeric way or a combination thereof, which may be of synthetic or biological origin or a combination of both. It is understood that a polymer may also comprise one or more other chemical groups and/or moieties, such as, for example, one or more functional groups. Preferably, a soluble polymer has a molecular weight of at least 0.5 kDa, e.g. a molecular weight of at least 1 kDa, a molecular weight of at least 2 kDa, a molecular weight of at least 3 kDa or a molecular weight of at least 5 kDa. If the polymer is soluble, it preferably has a molecular weight of at most 1000 kDa, such as at most 750 kDa, such as at most 500 kDa, such as at most 300 kDa, such as at most 200 kDa, such as at most 100 kDa. It is understood that for insoluble polymers, such as hydrogels, no meaningful molecular weight ranges can be provided. It is understood that also a protein is a polymer in which the amino acids are the repeating structural units, even though the side chains of each amino acid may be different.

20
25
30

As used herein, the term "polymeric" means a reagent or a moiety comprising one or more polymers or polymer moieties. A polymeric reagent or moiety may optionally also comprise

one or more other moiety/moieties, which are preferably selected from the group consisting of:

- C₁₋₅₀ alkyl, C₂₋₅₀ alkenyl, C₂₋₅₀ alkynyl, C₃₋₁₀ cycloalkyl, 3- to 10-membered heterocyclyl, 8- to 11-membered heterobicyclyl, phenyl, naphthyl, indenyl, indanyl, and tetralinyl; and
- linkages selected from the group comprising



wherein

dashed lines indicate attachment to the remainder of the moiety or reagent, and

-R and -R^a are independently of each other selected from the group consisting of -H, methyl, ethyl, propyl, butyl, pentyl and hexyl.

The person skilled in the art understands that the polymerization products obtained from a polymerization reaction do not all have the same molecular weight, but rather exhibit a molecular weight distribution. Consequently, the molecular weight ranges, molecular weights, ranges of numbers of monomers in a polymer and numbers of monomers in a polymer as used herein, refer to the number average molecular weight and number average of monomers, i.e. to the arithmetic mean of the molecular weight of the polymer or polymeric moiety and the arithmetic mean of the number of monomers of the polymer or polymeric moiety.

Accordingly, in a polymeric moiety comprising “x” monomer units any integer given for “x” therefore corresponds to the arithmetic mean number of monomers. Any range of integers given for “x” provides the range of integers in which the arithmetic mean numbers of monomers lies. An integer for “x” given as “about x” means that the arithmetic mean numbers of monomers lies in a range of integers of x +/- 10%, preferably x +/- 8%, more preferably x +/- 5% and most preferably x +/- 2%.

As used herein, the term “number average molecular weight” means the ordinary arithmetic mean of the molecular weights of the individual polymers.

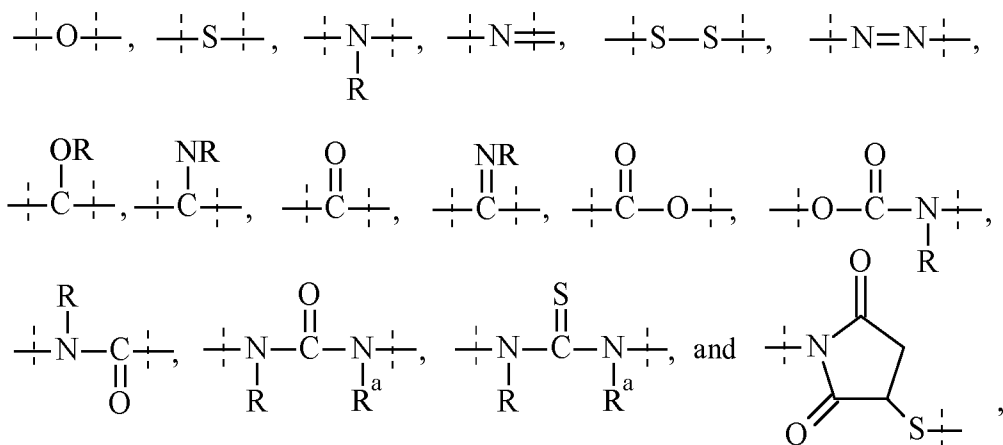
5 As used herein the term “water-soluble” with reference to a carrier means that when such carrier is part of the controlled-release CNP agonists of the present invention at least 1 g of the controlled-release CNP agonists comprising such water-soluble carrier can be dissolved in one liter of water at 20°C to form a homogeneous solution. Accordingly, the term “water-insoluble” with reference to a carrier means that when such carrier is part of a controlled-
10 release CNP agonists of the present invention less than 1 g of the controlled-release CNP agonists comprising such water-insoluble carrier can be dissolved in one liter of water at 20°C to form a homogeneous solution.

As used herein, the term “hydrogel” means a hydrophilic or amphiphilic polymeric network
15 composed of homopolymers or copolymers, which is insoluble due to the presence of covalent chemical crosslinks. The crosslinks provide the network structure and physical integrity.

As used herein the term “thermogelling” means a compound that is a liquid or a low viscosity
20 solution having a viscosity of less than 500 cps at 25°C at a shear rate of about 0.1 /second at a low temperature, which low temperature ranges between about 0°C to about 10°C, but which is a higher viscosity compound of less than 10000 cps at 25°C at a shear rate of about 0.1/second at a higher temperature, which higher temperature ranges between about 30°C to about 40°C, such as at about 37°C.

25 As used herein, the term “PEG-based” in relation to a moiety or reagent means that said moiety or reagent comprises PEG. Preferably, a PEG-based moiety or reagent comprises at least 10% (w/w) PEG, such as at least 20% (w/w) PEG, such as at least 30% (w/w) PEG, such as at least 40% (w/w) PEG, such as at least 50% (w/w), such as at least 60 (w/w) PEG, such
30 as at least 70% (w/w) PEG, such as at least 80% (w/w) PEG, such as at least 90% (w/w) PEG, such as at least 95% (w/w) PEG. The remaining weight percentage of the PEG-based moiety or reagent are other moieties preferably selected from the following moieties and linkages:

- C₁₋₅₀ alkyl, C₂₋₅₀ alkenyl, C₂₋₅₀ alkynyl, C₃₋₁₀ cycloalkyl, 3- to 10-membered heterocyclyl, 8- to 11-membered heterobicyclyl, phenyl, naphthyl, indenyl, indanyl, and tetralinyl; and
- linkages selected from the group comprising



5

wherein

dashed lines indicate attachment to the remainder of the moiety or reagent, and

-R and -R^a are independently of each other selected from the group consisting of -H, methyl, ethyl, propyl, butyl, pentyl and hexyl.

10

As used herein, the term “PEG-based comprising at least X% PEG” in relation to a moiety or reagent means that said moiety or reagent comprises at least X% (w/w) ethylene glycol units (-CH₂CH₂O-), wherein the ethylene glycol units may be arranged blockwise, alternating or may be randomly distributed within the moiety or reagent and preferably all ethylene glycol units of said moiety or reagent are present in one block; the remaining weight percentage of the PEG-based moiety or reagent are other moieties preferably selected from the following moieties and linkages:

15

- C₁₋₅₀ alkyl, C₂₋₅₀ alkenyl, C₂₋₅₀ alkynyl, C₃₋₁₀ cycloalkyl, 3- to 10-membered heterocyclyl, 8- to 11-membered heterobicyclyl, phenyl, naphthyl, indenyl, indanyl, and tetralinyl; and
- linkages selected from the group comprising

20

$-R^{x1}$, $-R^{x1a}$, $-R^{x1b}$ are independently of each other selected from the group consisting of -H, $-T^0$, C_{1-50} alkyl, C_{2-50} alkenyl, and C_{2-50} alkynyl; wherein $-T^0$, C_{1-50} alkyl, C_{2-50} alkenyl, and C_{2-50} alkynyl are optionally substituted with one or more $-R^{x2}$, which are the same or different and wherein C_{1-50} alkyl, C_{2-50} alkenyl, and C_{2-50} alkynyl are optionally interrupted by one or more groups selected from the group consisting of $-T^0$ -, $-C(O)O$ -, $-O$ -, $-C(O)$ -, $-C(O)N(R^{x3})$ -, $-S(O)_2N(R^{x3})$ -, $-S(O)N(R^{x3})$ -; $-S(O)_2$ -, $-S(O)$ -, $-N(R^{x3})S(O)_2N(R^{x3a})$ -, $-S$ -, $-N(R^{x3})$ -, $-OC(OR^{x3})(R^{x3a})$ -, $-N(R^{x3})C(O)N(R^{x3a})$ -, and $-OC(O)N(R^{x3})$ -;

each T^0 is independently selected from the group consisting of phenyl, naphthyl, indenyl, indanyl, tetralinyl, C_{3-10} cycloalkyl, 3- to 10-membered heterocyclyl, and 8- to 11-membered heterobicyclyl; wherein each T^0 is independently optionally substituted with one or more $-R^{x2}$, which are the same or different;

each $-R^{x2}$ is independently selected from the group consisting of halogen, $-CN$, oxo ($=O$), $-COOR^{x4}$, $-OR^{x4}$, $-C(O)R^{x4}$, $-C(O)N(R^{x4}R^{x4a})$, $-S(O)_2N(R^{x4}R^{x4a})$, $-S(O)N(R^{x4}R^{x4a})$, $-S(O)_2R^{x4}$, $-S(O)R^{x4}$, $-N(R^{x4})S(O)_2N(R^{x4a}R^{x4b})$, $-SR^{x4}$, $-N(R^{x4}R^{x4a})$, $-NO_2$, $-OC(O)R^{x4}$, $-N(R^{x4})C(O)R^{x4a}$, $-N(R^{x4})S(O)_2R^{x4a}$, $-N(R^{x4})S(O)R^{x4a}$, $-N(R^{x4})C(O)OR^{x4a}$, $-N(R^{x4})C(O)N(R^{x4a}R^{x4b})$, $-OC(O)N(R^{x4}R^{x4a})$, and C_{1-6} alkyl; wherein C_{1-6} alkyl is optionally substituted with one or more halogen, which are the same or different;

each $-R^{x3}$, $-R^{x3a}$, $-R^{x4}$, $-R^{x4a}$, $-R^{x4b}$ is independently selected from the group consisting of -H and C_{1-6} alkyl; wherein C_{1-6} alkyl is optionally substituted with one or more halogen, which are the same or different.

More preferably, the one or more further optional substituents are independently of each other selected from the group consisting of halogen, $-CN$, $-COOR^{x1}$, $-OR^{x1}$, $-C(O)R^{x1}$, $-C(O)N(R^{x1}R^{x1a})$, $-S(O)_2N(R^{x1}R^{x1a})$, $-S(O)N(R^{x1}R^{x1a})$, $-S(O)_2R^{x1}$, $-S(O)R^{x1}$, $-N(R^{x1})S(O)_2N(R^{x1a}R^{x1b})$, $-SR^{x1}$, $-N(R^{x1}R^{x1a})$, $-NO_2$, $-OC(O)R^{x1}$, $-N(R^{x1})C(O)R^{x1a}$, $-N(R^{x1})S(O)_2R^{x1a}$, $-N(R^{x1})S(O)R^{x1a}$, $-N(R^{x1})C(O)OR^{x1a}$, $-N(R^{x1})C(O)N(R^{x1a}R^{x1b})$, $-OC(O)N(R^{x1}R^{x1a})$, $-T^0$, C_{1-10} alkyl, C_{2-10} alkenyl, and C_{2-10} alkynyl; wherein $-T^0$, C_{1-10} alkyl, C_{2-10} alkenyl, and C_{2-10} alkynyl are optionally substituted with one or more $-R^{x2}$, which are the same or different and wherein C_{1-10} alkyl, C_{2-10} alkenyl, and C_{2-10} alkynyl are optionally interrupted by one or more groups selected from the group consisting of $-T^0$ -, $-C(O)O$ -, $-O$ -,

-C(O)-, -C(O)N(R^{x3})-, -S(O)₂N(R^{x3})-, -S(O)N(R^{x3})-, -S(O)₂-, -S(O)-, -N(R^{x3})S(O)₂N(R^{x3a})-, -S-, -N(R^{x3})-, -OC(OR^{x3})(R^{x3a})-, -N(R^{x3})C(O)N(R^{x3a})-, and -OC(O)N(R^{x3})-;

each -R^{x1}, -R^{x1a}, -R^{x1b}, -R^{x3}, -R^{x3a} is independently selected from the group consisting of -H,
5 halogen, C₁₋₆ alkyl, C₂₋₆ alkenyl, and C₂₋₆ alkynyl;

each T⁰ is independently selected from the group consisting of phenyl, naphthyl, indenyl, indanyl, tetralinyl, C₃₋₁₀ cycloalkyl, 3- to 10-membered heterocyclyl, and 8- to 11-membered heterobicyclyl; wherein each T⁰ is independently optionally substituted with one or more -R^{x2},
10 which are the same or different;

each -R^{x2} is independently selected from the group consisting of halogen, -CN, oxo (=O), -COOR^{x4}, -OR^{x4}, -C(O)R^{x4}, -C(O)N(R^{x4}R^{x4a}), -S(O)₂N(R^{x4}R^{x4a}), -S(O)N(R^{x4}R^{x4a}), -S(O)₂R^{x4}, -S(O)R^{x4}, -N(R^{x4})S(O)₂N(R^{x4a}R^{x4b}), -SR^{x4}, -N(R^{x4}R^{x4a}), -NO₂, -OC(O)R^{x4},
15 -N(R^{x4})C(O)R^{x4a}, -N(R^{x4})S(O)₂R^{x4a}, -N(R^{x4})S(O)R^{x4a}, -N(R^{x4})C(O)OR^{x4a}, -N(R^{x4})C(O)N(R^{x4a}R^{x4b}), -OC(O)N(R^{x4}R^{x4a}), and C₁₋₆ alkyl; wherein C₁₋₆ alkyl is optionally substituted with one or more halogen, which are the same or different;

each -R^{x4}, -R^{x4a}, -R^{x4b} is independently selected from the group consisting of -H, halogen, C₁₋₆
20 alkyl, C₂₋₆ alkenyl, and C₂₋₆ alkynyl;

Even more preferably, the one or more further optional substituents are independently of each other selected from the group consisting of halogen, -CN, -COOR^{x1}, -OR^{x1}, -C(O)R^{x1}, -C(O)N(R^{x1}R^{x1a}), -S(O)₂N(R^{x1}R^{x1a}), -S(O)N(R^{x1}R^{x1a}), -S(O)₂R^{x1}, -S(O)R^{x1},
25 -N(R^{x1})S(O)₂N(R^{x1a}R^{x1b}), -SR^{x1}, -N(R^{x1}R^{x1a}), -NO₂, -OC(O)R^{x1}, -N(R^{x1})C(O)R^{x1a}, -N(R^{x1})S(O)₂R^{x1a}, -N(R^{x1})S(O)R^{x1a}, -N(R^{x1})C(O)OR^{x1a}, -N(R^{x1})C(O)N(R^{x1a}R^{x1b}), -OC(O)N(R^{x1}R^{x1a}), -T⁰, C₁₋₆ alkyl, C₂₋₆ alkenyl, and C₂₋₆ alkynyl; wherein -T⁰, C₁₋₆ alkyl, C₂₋₆ alkenyl, and C₂₋₆ alkynyl are optionally substituted with one or more -R^{x2}, which are the same or different and wherein C₁₋₆ alkyl, C₂₋₆ alkenyl, and C₂₋₆ alkynyl are optionally interrupted by
30 one or more groups selected from the group consisting of -T⁰-, -C(O)O-, -O-, -C(O)-, -C(O)N(R^{x3})-, -S(O)₂N(R^{x3})-, -S(O)N(R^{x3})-, -S(O)₂-, -S(O)-, -N(R^{x3})S(O)₂N(R^{x3a})-, -S-, -N(R^{x3})-, -OC(OR^{x3})(R^{x3a})-, -N(R^{x3})C(O)N(R^{x3a})-, and -OC(O)N(R^{x3})-;

each $-R^{x1}$, $-R^{x1a}$, $-R^{x1b}$, $-R^{x2}$, $-R^{x3}$, $-R^{x3a}$ is independently selected from the group consisting of -H, halogen, C_{1-6} alkyl, C_{2-6} alkenyl, and C_{2-6} alkynyl;

each T^0 is independently selected from the group consisting of phenyl, naphthyl, indenyl, indanyl, tetralinyl, C_{3-10} cycloalkyl, 3- to 10-membered heterocyclyl, and 8- to 11-membered heterobicyclyl; wherein each T^0 is independently optionally substituted with one or more $-R^{x2}$, which are the same or different.

Preferably, a maximum of 6 -H atoms of an optionally substituted molecule are independently replaced by a substituent, e.g. 5 -H atoms are independently replaced by a substituent, 4 -H atoms are independently replaced by a substituent, 3 -H atoms are independently replaced by a substituent, 2 -H atoms are independently replaced by a substituent, or 1 -H atom is replaced by a substituent.

The term “interrupted” means that a moiety is inserted between two carbon atoms or – if the insertion is at one of the moiety’s ends – between a carbon or heteroatom and a hydrogen atom, preferably between a carbon and a hydrogen atom.

As used herein, the term “ C_{1-4} alkyl” alone or in combination means a straight-chain or branched alkyl moiety having 1 to 4 carbon atoms. If present at the end of a molecule, examples of straight-chain or branched C_{1-4} alkyl are methyl, ethyl, n-propyl, isopropyl, n-butyl, isobutyl, sec-butyl and tert-butyl. When two moieties of a molecule are linked by the C_{1-4} alkyl, then examples for such C_{1-4} alkyl groups are $-CH_2-$, $-CH_2-CH_2-$, $-CH(CH_3)-$, $-CH_2-CH_2-CH_2-$, $-CH(C_2H_5)-$, $-C(CH_3)_2-$. Each hydrogen of a C_{1-4} alkyl carbon may optionally be replaced by a substituent as defined above. Optionally, a C_{1-4} alkyl may be interrupted by one or more moieties as defined below.

As used herein, the term “ C_{1-6} alkyl” alone or in combination means a straight-chain or branched alkyl moiety having 1 to 6 carbon atoms. If present at the end of a molecule, examples of straight-chain and branched C_{1-6} alkyl groups are methyl, ethyl, n-propyl, isopropyl, n-butyl, isobutyl, sec-butyl, tert-butyl, n-pentyl, 2-methylbutyl, 2,2-dimethylpropyl, n-hexyl, 2-methylpentyl, 3-methylpentyl, 2,2-dimethylbutyl, 2,3-dimethylbutyl and 3,3-dimethylpropyl. When two moieties of a molecule are linked by the C_{1-6} alkyl group, then examples for such C_{1-6} alkyl groups are $-CH_2-$, $-CH_2-CH_2-$, $-CH(CH_3)-$, $-CH_2-CH_2-CH_2-$,

-CH(C₂H₅)- and -C(CH₃)₂-. Each hydrogen atom of a C₁₋₆ carbon may optionally be replaced by a substituent as defined above. Optionally, a C₁₋₆ alkyl may be interrupted by one or more moieties as defined below.

5 Accordingly, “C₁₋₁₀ alkyl”, “C₁₋₂₀ alkyl” or “C₁₋₅₀ alkyl” means an alkyl chain having 1 to 10, 1 to 20 or 1 to 50 carbon atoms, respectively, wherein each hydrogen atom of the C₁₋₁₀, C₁₋₂₀ or C₁₋₅₀ carbon may optionally be replaced by a substituent as defined above. Optionally, a C₁₋₁₀ or C₁₋₅₀ alkyl may be interrupted by one or more moieties as defined below.

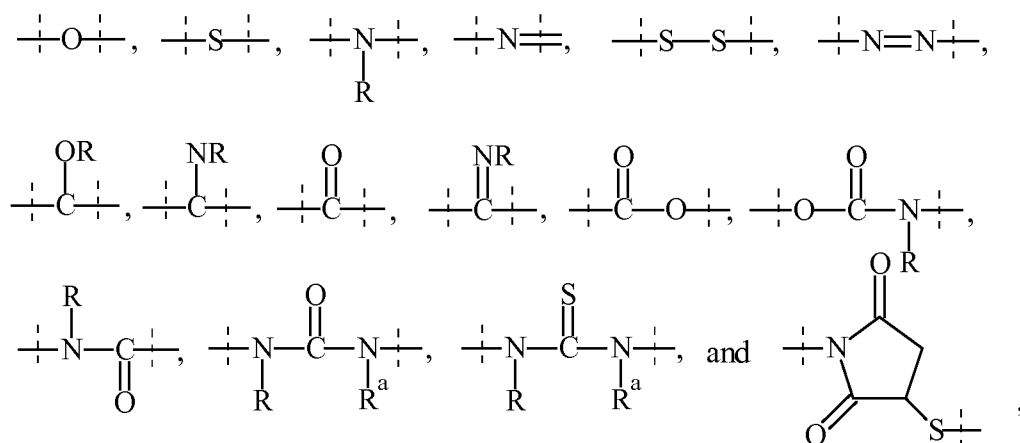
10 As used herein, the term “C₂₋₆ alkenyl” alone or in combination means a straight-chain or branched hydrocarbon moiety comprising at least one carbon-carbon double bond having 2 to 6 carbon atoms. If present at the end of a molecule, examples are -CH=CH₂, -CH=CH-CH₃, -CH₂-CH=CH₂, -CH=CHCH₂-CH₃ and -CH=CH-CH=CH₂. When two moieties of a molecule are linked by the C₂₋₆ alkenyl group, then an example for such C₂₋₆
15 alkenyl is -CH=CH-. Each hydrogen atom of a C₂₋₆ alkenyl moiety may optionally be replaced by a substituent as defined above. Optionally, a C₂₋₆ alkenyl may be interrupted by one or more moieties as defined below.

Accordingly, the term “C₂₋₁₀ alkenyl”, “C₂₋₂₀ alkenyl” or “C₂₋₅₀ alkenyl” alone or in
20 combination means a straight-chain or branched hydrocarbon moiety comprising at least one carbon-carbon double bond having 2 to 10, 2 to 20 or 2 to 50 carbon atoms. Each hydrogen atom of a C₂₋₁₀ alkenyl, C₂₋₂₀ alkenyl or C₂₋₅₀ alkenyl group may optionally be replaced by a substituent as defined above. Optionally, a C₂₋₁₀ alkenyl, C₂₋₂₀ alkenyl or C₂₋₅₀ alkenyl may be interrupted by one or more moieties as defined below.

25 As used herein, the term “C₂₋₆ alkynyl” alone or in combination means a straight-chain or branched hydrocarbon moiety comprising at least one carbon-carbon triple bond having 2 to 6 carbon atoms. If present at the end of a molecule, examples are -C≡CH, -CH₂-C≡CH, CH₂-CH₂-C≡CH and CH₂-C≡C-CH₃. When two moieties of a molecule are linked by the
30 alkynyl group, then an example is -C≡C-. Each hydrogen atom of a C₂₋₆ alkynyl group may optionally be replaced by a substituent as defined above. Optionally, one or more double bond(s) may occur. Optionally, a C₂₋₆ alkynyl may be interrupted by one or more moieties as defined below.

Accordingly, as used herein, the term “C₂₋₁₀ alkynyl”, “C₂₋₂₀ alkynyl” and “C₂₋₅₀ alkynyl” alone or in combination means a straight-chain or branched hydrocarbon moiety comprising at least one carbon-carbon triple bond having 2 to 10, 2 to 20 or 2 to 50 carbon atoms, respectively. Each hydrogen atom of a C₂₋₁₀ alkynyl, C₂₋₂₀ alkynyl or C₂₋₅₀ alkynyl group may optionally be replaced by a substituent as defined above. Optionally, one or more double bond(s) may occur. Optionally, a C₂₋₁₀ alkynyl, C₂₋₂₀ alkynyl or C₂₋₅₀ alkynyl may be interrupted by one or more moieties as defined below.

As mentioned above, a C₁₋₄ alkyl, C₁₋₆ alkyl, C₁₋₁₀ alkyl, C₁₋₂₀ alkyl, C₁₋₅₀ alkyl, C₂₋₆ alkenyl, C₂₋₁₀ alkenyl, C₂₋₂₀ alkenyl, C₂₋₅₀ alkenyl, C₂₋₆ alkynyl, C₂₋₁₀ alkynyl, C₂₋₂₀ alkenyl or C₂₋₅₀ alkynyl may optionally be interrupted by one or more moieties which are preferably selected from the group consisting of



wherein

dashed lines indicate attachment to the remainder of the moiety or reagent; and -R and -R^a are independently of each other selected from the group consisting of -H, methyl, ethyl, propyl, butyl, pentyl and hexyl.

As used herein, the term "C₃₋₁₀ cycloalkyl" means a cyclic alkyl chain having 3 to 10 carbon atoms, which may be saturated or unsaturated, e.g. cyclopropyl, cyclobutyl, cyclopentyl, cyclohexyl, cyclohexenyl, cycloheptyl, cyclooctyl, cyclononyl or cyclodecyl. Each hydrogen atom of a C₃₋₁₀ cycloalkyl carbon may be replaced by a substituent as defined above. The term "C₃₋₁₀ cycloalkyl" also includes bridged bicycles like norbornane or norbornene.

The term “8- to 30-membered carbopolycyclyl” or “8- to 30-membered carbopolycycle” means a cyclic moiety of two or more rings with 8 to 30 ring atoms, where two neighboring

rings share at least one ring atom and that may contain up to the maximum number of double bonds (aromatic or non-aromatic ring which is fully, partially or un-saturated). Preferably a 8- to 30-membered carbopolycyclyl means a cyclic moiety of two, three, four or five rings, more preferably of two, three or four rings.

5

As used herein, the term "3- to 10-membered heterocyclyl" or "3- to 10-membered heterocycle" means a ring with 3, 4, 5, 6, 7, 8, 9 or 10 ring atoms that may contain up to the maximum number of double bonds (aromatic or non-aromatic ring which is fully, partially or un-saturated) wherein at least one ring atom up to 4 ring atoms are replaced by a heteroatom selected from the group consisting of sulfur (including -S(O)-, -S(O)₂-), oxygen and nitrogen (including =N(O)-) and wherein the ring is linked to the rest of the molecule via a carbon or nitrogen atom. Examples for 3- to 10-membered heterocycles include but are not limited to aziridine, oxirane, thiirane, azirine, oxirene, thiirene, azetidine, oxetane, thietane, furan, thiophene, pyrrole, pyrroline, imidazole, imidazoline, pyrazole, pyrazoline, oxazole, oxazoline, isoxazole, isoxazoline, thiazole, thiazoline, isothiazole, isothiazoline, thiadiazole, thiadiazoline, tetrahydrofuran, tetrahydrothiophene, pyrrolidine, imidazolidine, pyrazolidine, oxazolidine, isoxazolidine, thiazolidine, isothiazolidine, thiadiazolidine, sulfolane, pyran, dihydropyran, tetrahydropyran, imidazolidine, pyridine, pyridazine, pyrazine, pyrimidine, piperazine, piperidine, morpholine, tetrazole, triazole, triazolidine, tetrazolidine, diazepane, azepine and homopiperazine. Each hydrogen atom of a 3- to 10-membered heterocyclyl or 3- to 10-membered heterocyclic group may be replaced by a substituent as defined below.

10

As used herein, the term "8- to 11-membered heterobicyclyl" or "8- to 11-membered heterobicycle" means a heterocyclic moiety of two rings with 8 to 11 ring atoms, where at least one ring atom is shared by both rings and that may contain up to the maximum number of double bonds (aromatic or non-aromatic ring which is fully, partially or un-saturated) wherein at least one ring atom up to 6 ring atoms are replaced by a heteroatom selected from the group consisting of sulfur (including -S(O)-, -S(O)₂-), oxygen and nitrogen (including =N(O)-) and wherein the ring is linked to the rest of the molecule via a carbon or nitrogen atom. Examples for an 8- to 11-membered heterobicycle are indole, indoline, benzofuran, benzothiophene, benzoxazole, benzisoxazole, benzothiazole, benzisothiazole, benzimidazole, benzimidazoline, quinoline, quinazoline, dihydroquinazoline, quinoline, dihydroquinoline, tetrahydroquinoline, decahydroquinoline, isoquinoline, decahydroisoquinoline, tetrahydroisoquinoline, dihydroisoquinoline, benzazepine, purine and pteridine. The term 8-

25

30

to 11-membered heterobicyclic also includes spiro structures of two rings like 1,4-dioxo-8-azaspiro[4.5]decane or bridged heterocycles like 8-aza-bicyclo[3.2.1]octane. Each hydrogen atom of an 8- to 11-membered heterobicyclic or 8- to 11-membered heterobicyclic carbon may be replaced by a substituent as defined below.

5

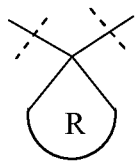
Similarly, the term “8- to 30-membered heteropolycyclic” or “8- to 30-membered heteropolycycle” means a heterocyclic moiety of more than two rings with 8 to 30 ring atoms, preferably of three, four or five rings, where two neighboring rings share at least one ring atom and that may contain up to the maximum number of double bonds (aromatic or non-aromatic ring which is fully, partially or unsaturated), wherein at least one ring atom up to 10 ring atoms are replaced by a heteroatom selected from the group of sulfur (including $-S(O)-$, $-S(O)_2-$), oxygen and nitrogen (including $=N(O)-$) and wherein the ring is linked to the rest of a molecule via a carbon or nitrogen atom.

10

15 It is understood that the phrase “the pair R^x/R^y is joined together with the atom to which they are attached to form a C_{3-10} cycloalkyl or a 3- to 10-membered heterocyclic” in relation with a moiety of the structure



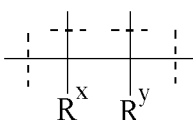
means that R^x and R^y form the following structure:



20

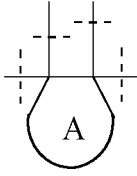
wherein R is C_{3-10} cycloalkyl or 3- to 10-membered heterocyclic.

It is also understood that the phrase “the pair R^x/R^y is joint together with the atoms to which they are attached to form a ring A” in relation with a moiety of the structure



25

means that R^x and R^y form the following structure:



As used herein, "halogen" means fluoro, chloro, bromo or iodo. It is generally preferred that halogen is fluoro or chloro.

5

In general, the term "comprise" or "comprising" also encompasses "consist of" or "consisting of".

The controlled-release CNP agonist of the present invention has an at least 5-fold longer degradation half-life in an *in vitro* NEP degradation assay than the corresponding released CNP agonist. Preferably the controlled-release CNP agonist of the present invention has an at least 10-fold longer degradation half-life in an *in vitro* NEP degradation assay than the corresponding released CNP agonist. Even more preferably the controlled-release CNP agonist of the present invention has an at least 15-fold longer degradation half-life in an *in vitro* NEP degradation assay than the corresponding released CNP agonist. Even more preferably the controlled-release CNP agonist of the present invention has an at least 20-fold longer degradation half-life in an *in vitro* NEP degradation assay than the corresponding released CNP agonist. Even more preferably the controlled-release CNP agonist of the present invention has an at least 25-fold longer degradation half-life in an *in vitro* NEP degradation assay than the corresponding released CNP agonist. Even more preferably the controlled-release CNP agonist of the present invention has an at least 30-fold longer degradation half-life in an *in vitro* NEP degradation assay than the corresponding released CNP agonist.

The controlled-release CNP agonist of the present invention releases at least one CNP agonist under physiological conditions with a release half-life of at least 6 hours. Preferably the controlled-release CNP agonist of the present invention releases at least one CNP agonist under physiological conditions with a release half-life of at least 12 hours. Even more preferably the controlled-release CNP agonist of the present invention releases at least one CNP agonist under physiological conditions with a release half-life of at least 24 hours. Even more preferably the controlled-release CNP agonist of the present invention releases at least one CNP agonist under physiological conditions with a release half-life of at least 48 hours.

30

Even more preferably the controlled-release CNP agonist of the present invention releases at least one CNP agonist under physiological conditions with a release half-life of at least 72 hours. Even more preferably the controlled-release CNP agonist of the present invention releases at least one CNP agonist under physiological conditions with a release half-life of at least 96 hours. Even more preferably the controlled-release CNP agonist of the present invention releases at least one CNP agonist under physiological conditions with a release half-life of at least 120 hours. Even more preferably the controlled-release CNP agonist of the present invention releases at least one CNP agonist under physiological conditions with a release half-life of at least 144 hours. Even more preferably the controlled-release CNP agonist of the present invention releases at least one CNP agonist under physiological conditions with a release half-life of at least 168 hours. Even more preferably the controlled-release CNP agonist of the present invention releases at least one CNP agonist under physiological conditions with a release half-life of at least 192 hours.

15 The controlled-release CNP agonist preferably comprises a CNP agonist selected from the group consisting of small molecules, natural products, oligonucleotides, polypeptides and proteins.

In one embodiment the CNP agonist comprises a small molecule. Preferably, the CNP agonist is a small molecule.

In another embodiment the CNP agonist comprises a natural product. Preferably, the CNP agonist is a natural product.

25 In another embodiment the CNP agonist comprises an oligonucleotide. Preferably, such oligonucleotide is selected from the group consisting of antisense oligonucleotides, aptamers, RNAi and siRNA. Preferably, the CNP agonist is an oligonucleotide, more preferably selected from the group consisting of antisense oligonucleotides, aptamers, RNAi and siRNA.

30 In another embodiment the CNP agonist comprises a protein. Preferably, the CNP agonist is a protein.

In a preferred embodiment the CNP agonist comprises a polypeptide. More preferably the CNP agonist is a polypeptide. Preferably the CNP agonist comprises a CNP molecule or

moiety. More preferably the CNP agonist is CNP. Even more preferably the CNP agonist comprises a CNP molecule or moiety having the sequence of SEQ ID NO:24, SEQ ID NO:25 or SEQ ID NO:30. Even more preferably the CNP agonist is CNP having the sequence of SEQ ID NO:24, SEQ ID NO:25 or SEQ ID NO:30. In one embodiment the CNP agonist is
5 CNP having the sequence of SEQ ID NO:24. In another embodiment the CNP agonist is CNP having the sequence of SEQ ID NO:25. In another embodiment the CNP agonist is CNP having the sequence of SEQ ID NO:30.

In one embodiment the controlled-release CNP agonist is water-insoluble.

10

Preferably, the controlled-release CNP agonist is selected from the group consisting of crystals, nanoparticles, microparticles, nanospheres and microspheres.

In one embodiment the controlled-release CNP agonist is a crystal comprising at least one
15 CNP agonist.

In another embodiment the controlled-release CNP agonist is a nanoparticle comprising at least one CNP agonist.

20 In another embodiment the controlled-release CNP agonist is a microparticle comprising at least one CNP agonist.

In another embodiment the controlled-release CNP agonist is a nanosphere comprising at least one CNP agonist.

25

In another embodiment the controlled-release CNP agonist is a microsphere comprising at least one CNP agonist.

In one embodiment the controlled-release CNP agonist is a vesicle comprising at least one
30 CNP agonist. Preferably, such vesicle comprising at least one CNP agonist is a micelle, liposome or polymersome.

In one embodiment the controlled-release CNP agonist is a micelle comprising at least one CNP agonist.

In another embodiment the controlled-release CNP agonist is a liposome comprising at least one CNP agonist. Preferably, such liposome is selected from the group consisting of aquasomes; non-ionic surfactant vesicles, such as niosomes and proniosomes; cationic liposomes, such as LeciPlex; transfersomes; ethosomes; ufasomes; sphingosomes; and pharmacosomes.

In another embodiment the controlled-release CNP agonist is a polymersome comprising at least one CNP agonist.

10

In another embodiment the controlled-release CNP agonist comprises at least one CNP agonist non-covalently embedded in a water-insoluble polymer. Preferably, such water-insoluble polymer comprises a polymer selected from the group consisting of 2-methacryloyloxyethyl phosphoyl cholins, poly(acrylic acids), poly(acrylates), poly(acrylamides), poly(alkyloxy) polymers, poly(amides), poly(amidoamines), poly(amino acids), poly(anhydrides), poly(aspartamides), poly(butyric acids), poly(glycolic acids), polybutylene terephthalates, poly(caprolactones), poly(carbonates), poly(cyanoacrylates), poly(dimethylacrylamides), poly(esters), poly(ethylenes), poly(ethyleneglycols), poly(ethylene oxides), poly(ethyl phosphates), poly(ethyloxazolines), poly(glycolic acids), poly(hydroxyethyl acrylates), poly(hydroxyethyl-oxazolines), poly(hydroxymethacrylates), poly(hydroxypropylmethacrylamides), poly(hydroxypropyl methacrylates), poly(hydroxypropyloxazolines), poly(iminocarbonates), poly(lactic acids), poly(lactic-co-glycolic acids), poly(methacrylamides), poly(methacrylates), poly(methyloxazolines), poly(organophosphazenes), poly(ortho esters), poly(oxazolines), poly(propylene glycols), poly(siloxanes), poly(urethanes), poly(vinyl alcohols), poly(vinyl amines), poly(vinylmethylethers), poly(vinylpyrrolidones), silicones, celluloses, carbomethyl celluloses, hydroxypropyl methylcelluloses, chitins, chitosans, dextrans, dextrans, gelatins, hyaluronic acids and derivatives, functionalized hyaluronic acids, mannans, pectins, rhamnogalacturonans, starches, hydroxyalkyl starches, hydroxyethyl starches and other carbohydrate-based polymers, xylans, and copolymers thereof.

25
30

In a preferred embodiment the controlled-release CNP comprises at least one CNP agonist non-covalently embedded in poly(lactic-co-glycolic acid) (PLGA).

In another embodiment the controlled-release CNP agonist comprises at least one CNP agonist covalently and reversibly conjugated to a water-insoluble polymer. Preferably such water-insoluble polymer comprises a polymer selected from the group consisting of 2-methacryloyl-oxyethyl phosphoyl cholins, poly(acrylic acids), poly(acrylates),
5 poly(acrylamides), poly(alkyloxy) polymers, poly(amides), poly(amidoamines), poly(amino acids), poly(anhydrides), poly(aspartamides), poly(butyric acids), poly(glycolic acids), polybutylene terephthalates, poly(caprolactones), poly(carbonates), poly(cyanoacrylates), poly(dimethylacrylamides), poly(esters), poly(ethylenes), poly(ethyleneglycols), poly(ethylene oxides), poly(ethyl phosphates), poly(ethyloxazolines), poly(glycolic acids),
10 poly(hydroxyethyl acrylates), poly(hydroxyethyl-oxazolines), poly(hydroxymethacrylates), poly(hydroxypropylmethacrylamides), poly(hydroxypropyl methacrylates), poly(hydroxypropyloxazolines), poly(iminocarbonates), poly(lactic acids), poly(lactic-co-glycolic acids), poly(methacrylamides), poly(methacrylates), poly(methyloxazolines), poly(organophosphazenes), poly(ortho esters), poly(oxazolines), poly(propylene glycols),
15 poly(siloxanes), poly(urethanes), poly(vinyl alcohols), poly(vinyl amines), poly(vinylmethylethers), poly(vinylpyrrolidones), silicones, celluloses, carbomethyl celluloses, hydroxypropyl methylcelluloses, chitins, chitosans, dextrans, dextrans, gelatins, hyaluronic acids and derivatives, functionalized hyaluronic acids, mannans, pectins, rhamnogalacturonans, starches, hydroxyalkyl starches, hydroxyethyl starches and other
20 carbohydrate-based polymers, xylans, and copolymers thereof.

Preferably such controlled-release CNP agonist comprising at least one CNP agonist covalently and reversibly conjugated to a water-insoluble polymer is a CNP agonist prodrug comprising a conjugate D-L, wherein

25 -D is a CNP agonist moiety; and

-L comprises a reversible prodrug linker moiety -L¹-;

wherein -L¹- is substituted with -L²-Z' and is optionally further substituted; wherein

-L²- is a single chemical bond or a spacer moiety; and

-Z' is a water-insoluble carrier moiety.

30 It is understood that a multitude of moieties -L²-L¹-D is connected to a water-insoluble carrier -Z'.

The water-insoluble carrier -Z' is preferably a hydrogel. Preferably, such hydrogel comprises a polymer selected from the group consisting of 2-methacryloyl-oxyethyl phosphoyl cholins, poly(acrylic acids), poly(acrylates), poly(acrylamides), poly(alkyloxy) polymers, poly(amides), poly(amidoamines), poly(amino acids), poly(anhydrides), poly(aspartamides),
5 poly(butyric acids), poly(glycolic acids), poly(butylene terephthalates), poly(caprolactones), poly(carbonates), poly(cyanoacrylates), poly(dimethylacrylamides), poly(esters), poly(ethylenes), poly(ethyleneglycols), poly(ethylene oxides), poly(ethyl phosphates), poly(ethyloxazolines), poly(glycolic acids), poly(hydroxyethyl acrylates), poly(hydroxyethyl-oxazolines), poly(hydroxymethacrylates), poly(hydroxypropylmethacrylamides),
10 poly(hydroxypropyl methacrylates), poly(hydroxypropyloxazolines), poly(iminocarbonates), poly(lactic acids), poly(lactic-co-glycolic acids), poly(methacrylamides), poly(methacrylates), poly(methyloxazolines), poly(organophosphazenes), poly(ortho esters), poly(oxazolines), poly(propylene glycols), poly(siloxanes), poly(urethanes), poly(vinyl alcohols), poly(vinyl amines), poly(vinylmethylethers), poly(vinylpyrrolidones), silicones, celluloses, carbomethyl
15 celluloses, hydroxypropyl methylcelluloses, chitins, chitosans, dextrans, dextrans, gelatins, hyaluronic acids and derivatives, functionalized hyaluronic acids, mannans, pectins, rhamnogalacturonans, starches, hydroxyalkyl starches, hydroxyethyl starches and other carbohydrate-based polymers, xylans, and copolymers thereof.

20 If the carrier -Z' is a hydrogel, it is preferably a hydrogel comprising PEG or hyaluronic acid. Most preferably such hydrogel comprises PEG. In an equally preferred embodiment such hydrogel comprises hyaluronic acid.

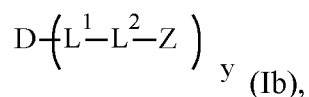
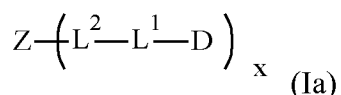
Even more preferably, the carrier -Z' is a hydrogel as described in WO 2006/003014 A2, WO
25 2011/012715 A1 or WO 2014/056926 A1, which are herewith incorporated by reference in their entirety.

In another embodiment -Z' is a polymer network formed through the physical aggregation of polymer chains, which physical aggregation is preferably caused by hydrogen bonds,
30 crystallization, helix formation or complexation. In one embodiment such polymer network is a thermogelling polymer.

In another embodiment the controlled-release CNP agonist is water soluble.

In one embodiment the CNP agonist is a polypeptide or protein and the controlled-release CNP agonist is a fusion protein comprising such polypeptide or protein CNP agonist moiety fused to one or more further polypeptide or protein moiety. Preferably, the CNP agonist is released from the fusion protein through enzymatic cleavage. Preferably, such at least one or more further polypeptide or protein moieties are selected from the group consisting of carboxyl-terminal peptide of the chorionic gonadotropin as described in US 2012/0035101 A1 which are herewith incorporated by reference; albumin; XTEN sequences as described in WO 2011123813 A2 which are herewith incorporated by reference; proline/alanine random coil sequences as described in WO 2011/144756 A1 which are herewith incorporated by reference; proline/alanine/serine random coil sequences as described in WO 2008/155134 A1 and WO 2013/024049 A1 which are herewith incorporated by reference; and Fc fusion proteins.

In a preferred embodiment the controlled-release CNP agonist is a CNP agonist prodrug of formula (Ia) or (Ib)



wherein

-D is a CNP agonist moiety;

-L¹- is a reversible prodrug linker moiety;

-L²- is a single chemical bond or a spacer moiety;

-Z is a water-soluble carrier moiety;

x is an integer selected from the group consisting of 1, 2, 3, 4, 5, 6, 7, 8, 9, 10, 11, 12, 13, 14, 15 or 16; and

y is an integer selected from the group consisting of 1, 2, 3, 4 and 5.

Preferably, x of formula (Ia) is an integer selected from the group consisting of 1, 2, 3, 4, 6 and 8. More preferably x of formula (Ia) is an integer selected from the group consisting of 1, 2, 4, and 6. Even more preferably x of formula (Ia) is an integer selected from the group consisting of 1, 4 and 6 and most preferably x of formula (Ia) is 1.

Preferably, y of formula (Ib) is an integer selected from the group consisting of 2, 3, 4 and 5, even more preferably an integer selected from the group consisting of 2, 3 or 4 and most preferably an integer selected from the group consisting of 2 or 3.

- 5 In another preferred embodiment y of formula (Ib) is an integer selected from the group consisting of 1, 2 or 3. In one preferred embodiment y of formula (Ib) is 1. In an equally preferred embodiment y of formula (Ib) is 2.

10 Preferably the controlled-release CNP agonist is a CNP agonist prodrug of formula (Ia) with $x = 1$.

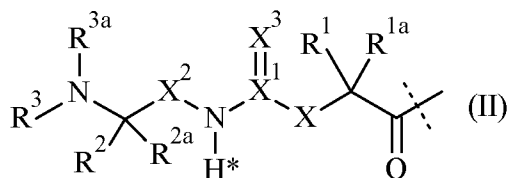
The moiety $-L^1-$ is a reversible prodrug linker from which the drug, i.e. the CNP agonist, is released in its free form, i.e. $-L^1-$ is a traceless prodrug linker. Suitable prodrug linkers are known in the art, such as for example the reversible prodrug linker moieties disclosed in WO
15 2005/099768 A2, WO 2006/136586 A2, WO 2011/089216 A1 and WO 2013/024053 A1, which are incorporated by reference herewith.

In another embodiment $-L^1-$ is a reversible prodrug linker as described in WO 2011/012722 A1, WO 2011/089214 A1, WO 2011/089215 A1, WO 2013/024052 A1 and WO
20 2013/160340 A1 which are incorporated by reference herewith.

The moiety $-L^1-$ can be connected to $-D$ through any type of linkage, provided that it is reversible. Preferably, $-L^1-$ is connected to $-D$ through a linkage selected from the group consisting of amide, ester, carbamate, acetal, aminal, imine, oxime, hydrazone, disulfide and
25 acylguanidine. Even more preferably $-L^1-$ is connected to $-D$ through a linkage selected from the group consisting of amide, ester, carbamate and acylguanidine. It is understood that these linkages may not *per se* be reversible, but that neighboring groups comprised in $-L^1-$ may render the linkage reversible.

30 In a preferred embodiment, the moiety $-L^1-$ is connected to $-D$ through an amide linkage.

A particularly preferred moiety $-L^1-$ is disclosed in WO 2009/095479 A2. Accordingly, in one preferred embodiment the moiety $-L^1-$ is of formula (II):



wherein the dashed line indicates the attachment to a nitrogen of -D which is a CNP agonist moiety by forming an amide bond;

-X- is -C(R⁴R^{4a})-; -N(R⁴)-; -O-; -C(R⁴R^{4a})-C(R⁵R^{5a})-;
 5 -C(R⁵R^{5a})-C(R⁴R^{4a})-; -C(R⁴R^{4a})-N(R⁶)-; -N(R⁶)-C(R⁴R^{4a})-; -C(R⁴R^{4a})-O-;
 -O-C(R⁴R^{4a})-; or -C(R⁷R^{7a})-;

X¹ is C; or S(O);

-X²- is -C(R⁸R^{8a})-; or -C(R⁸R^{8a})-C(R⁹R^{9a})-;

=X³ is =O; =S; or =N-CN;

10 -R¹, -R^{1a}, -R², -R^{2a}, -R⁴, -R^{4a}, -R⁵, -R^{5a}, -R⁶, -R⁸, -R^{8a}, -R⁹, -R^{9a} are independently selected from the group consisting of -H; and C₁₋₆ alkyl;

-R³, -R^{3a} are independently selected from the group consisting of -H; and C₁₋₆ alkyl, provided that in case one of -R³, -R^{3a} or both are other than -H they are connected to N to which they are attached through an SP³-hybridized carbon atom;

15 -R⁷ is -N(R¹⁰R^{10a}); or -NR¹⁰-(C=O)-R¹¹;

-R^{7a}, -R¹⁰, -R^{10a}, -R¹¹ are independently of each other -H; or C₁₋₆ alkyl;

optionally, one or more of the pairs -R^{1a}/-R^{4a}, -R^{1a}/-R^{5a}, -R^{1a}/-R^{7a}, -R^{4a}/-R^{5a}, -R^{8a}/-R^{9a} form a chemical bond;

20 optionally, one or more of the pairs -R¹/-R^{1a}, -R²/-R^{2a}, -R⁴/-R^{4a}, -R⁵/-R^{5a}, -R⁸/-R^{8a}, -R⁹/-R^{9a} are joined together with the atom to which they are attached to form a C₃₋₁₀ cycloalkyl; or 3- to 10-membered heterocyclyl;

optionally, one or more of the pairs -R¹/-R⁴, -R¹/-R⁵, -R¹/-R⁶, -R¹/-R^{7a}, -R⁴/-R⁵, -R⁴/-R⁶, -R⁸/-R⁹, -R²/-R³ are joined together with the atoms to which they are attached to form a ring A;

25 optionally, R³/R^{3a} are joined together with the nitrogen atom to which they are attached to form a 3- to 10-membered heterocycle;

A is selected from the group consisting of phenyl; naphthyl; indenyl; indanyl; tetralinyl; C₃₋₁₀ cycloalkyl; 3- to 10-membered heterocyclyl; and 8- to 11-membered heterobicyclyl; and

30

wherein $-L^1-$ is substituted with $-L^2-Z$ or $-L^2-Z'$ and wherein $-L^1-$ is optionally further substituted, provided that the hydrogen marked with the asterisk in formula (II) is not replaced by $-L^2-Z$ or $-L^2-Z'$ or a substituent;

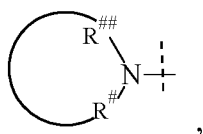
wherein

- 5 $-L^2-$ is a single chemical bond or a spacer;
 $-Z$ is a water-soluble carrier; and
 $-Z'$ is a water-insoluble carrier.

10 Preferably $-L^1-$ of formula (II) is substituted with one moiety $-L^2-Z$ or $-L^2-Z'$.

In one embodiment $-L^1-$ of formula (II) is not further substituted.

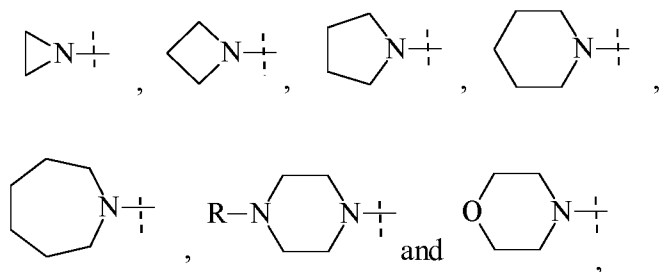
15 It is understood that if $-R^3/-R^{3a}$ of formula (II) are joined together with the nitrogen atom to which they are attached to form a 3- to 10-membered heterocycle, only such 3- to 10-membered heterocycles may be formed in which the atoms directly attached to the nitrogen are SP^3 -hybridized carbon atoms. In other words, such 3- to 10-membered heterocycle formed by $-R^3/-R^{3a}$ together with the nitrogen atom to which they are attached has the following structure:



- 20 wherein
 the dashed line indicates attachment to the rest of $-L^1-$;
 the ring comprises 3 to 10 atoms comprising at least one nitrogen; and
 $R^{\#}$ and $R^{\#\#}$ represent an SP^3 -hybridized carbon atom.

25 It is also understood that the 3- to 10-membered heterocycle may be further substituted.

Exemplary embodiments of suitable 3- to 10-membered heterocycles formed by $-R^3/-R^{3a}$ of formula (II) together with the nitrogen atom to which they are attached are the following:

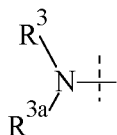


wherein

dashed lines indicate attachment to the rest of the molecule; and

-R is selected from the group consisting of -H and C₁₋₆ alkyl.

- 5 -L¹- of formula (II) may optionally be further substituted. In general, any substituent may be used as far as the cleavage principle is not affected, i.e. the hydrogen marked with the asterisk in formula (II) is not replaced and the nitrogen of the moiety



- 10 of formula (II) remains part of a primary, secondary or tertiary amine, i.e. -R³ and -R^{3a} are independently of each other -H or are connected to -N< through an SP³-hybridized carbon atom.

- In one embodiment -R¹ or -R^{1a} of formula (II) is substituted with -L²-Z or -L²-Z'. In another embodiment -R² or -R^{2a} of formula (II) is substituted with -L²-Z or -L²-Z'. In another
- 15 embodiment -R³ or -R^{3a} of formula (II) is substituted with -L²-Z or -L²-Z'. In another embodiment -R⁴ of formula (II) is substituted with -L²-Z or -L²-Z'. In another embodiment -R⁵ or -R^{5a} of formula (II) is substituted with -L²-Z or -L²-Z'. In another embodiment -R⁶ of formula (II) is substituted with -L²-Z or -L²-Z'. In another
- 20 embodiment -R⁷ or -R^{7a} of formula (II) is substituted with -L²-Z or -L²-Z'. In another embodiment -R⁸ or -R^{8a} of formula (II) is substituted with -L²-Z or -L²-Z'. In another embodiment -R⁹ or -R^{9a} of formula (II) is substituted with -L²-Z or -L²-Z'.

Most preferably -R⁴ of formula (II) is substituted with -L²-Z or -L²-Z'.

- 25 Preferably, -X- of formula (II) is -C(R⁴R^{4a})- or -N(R⁴)-. Most preferably, -X- of formula (II) is -C(R⁴R^{4a})-.

Preferably, X¹ of formula (II) is C.

Preferably, $=X^3$ of formula (II) is $=O$.

Preferably, $-X^2-$ of formula (II) is $-C(R^8R^{8a})-$.

5

Preferably $-R^8$ and $-R^{8a}$ of formula (II) are independently selected from the group consisting of $-H$, methyl and ethyl. More preferably at least one of $-R^8$ and $-R^{8a}$ of formula (II) is $-H$. Even more preferably both $-R^8$ and $-R^{8a}$ of formula (II) are $-H$.

Preferably, $-R^1$ and $-R^{1a}$ of formula (II) are independently selected from the group consisting of $-H$, methyl and ethyl. More preferably, at least one of $-R^1$ and $-R^{1a}$ of formula (II) is $-H$. Even more preferably both $-R^1$ and $-R^{1a}$ of formula (II) are $-H$.

10

Preferably, $-R^2$ and $-R^{2a}$ of formula (II) are independently selected from the group consisting of $-H$, methyl and ethyl. More preferably, at least one of $-R^2$ and $-R^{2a}$ of formula (II) is $-H$. Even more preferably both $-R^2$ and $-R^{2a}$ of formula (II) are H .

15

Preferably, $-R^3$ and $-R^{3a}$ of formula (II) are independently selected from the group consisting of $-H$, methyl, ethyl, propyl and butyl. Even more preferably at least one of $-R^3$ and $-R^{3a}$ of formula (II) is methyl. In an equally preferred embodiment $-R^3$ and $-R^{3a}$ of formula (II) are both $-H$. In another equally preferred embodiment $-R^3$ and $-R^{3a}$ of formula (II) are both methyl.

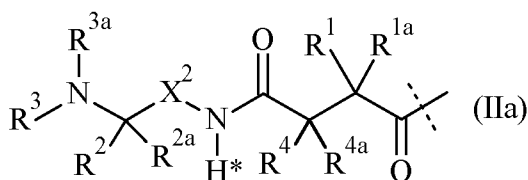
20

Preferably, $-R^3$ of formula (II) is $-H$ and $-R^{3a}$ of formula (II) is methyl.

Preferably, $-R^4$ and $-R^{4a}$ of formula (II) are independently selected from the group consisting of $-H$, methyl and ethyl. More preferably, at least one of $-R^4$ and $-R^{4a}$ of formula (II) is $-H$. Even more preferably both $-R^4$ and $-R^{4a}$ of formula (II) are $-H$.

25

Preferably the moiety $-L^1-$ is of formula (IIa):



30

wherein the dashed line indicates the attachment to a nitrogen of -D which is a CNP agonist moiety by forming an amide bond;

-R¹, -R^{1a}, -R², -R^{2a}, -R³, -R^{3a}, -R⁴, -R^{4a} and -X²- are used as defined in formula (II);
and

5 wherein -L¹- is substituted with -L²-Z or -L²-Z' and wherein -L¹- is optionally further substituted, provided that the hydrogen marked with the asterisk in formula (IIa) is not replaced by -L²-Z or -L²-Z' or a substituent.

Preferably -L¹- of formula (IIa) is substituted with one moiety -L²-Z or -L²-Z'.

10

Preferably the moiety -L¹- of formula (IIa) is not further substituted.

Preferably, -R¹ and -R^{1a} of formula (IIa) are independently selected from the group consisting of -H, methyl and ethyl. More preferably, at least one of -R¹ and -R^{1a} of formula (IIa) is -H.

15 Even more preferably both -R¹ and -R^{1a} of formula (IIa) are -H.

Preferably, -R⁴ and -R^{4a} of formula (IIa) are independently selected from the group consisting of -H, methyl and ethyl. More preferably, at least one of -R⁴ and -R^{4a} of formula (IIa) is -H. Even more preferably both -R⁴ and -R^{4a} of formula (IIa) are -H.

20

Preferably, -X²- of formula (IIa) is -C(R⁸R^{8a})-.

Preferably -R⁸ and -R^{8a} of formula (IIa) are independently selected from the group consisting of -H, methyl and ethyl. More preferably at least one of -R⁸ and -R^{8a} of formula (IIa) is -H.

25 Even more preferably both -R⁸ and -R^{8a} of formula (IIa) are -H.

Preferably, -R² and -R^{2a} of formula (IIa) are independently selected from the group consisting of -H, methyl and ethyl. More preferably, at least one of -R² and -R^{2a} of formula (IIa) is -H. Even more preferably both -R² and -R^{2a} of formula (IIa) are H.

30

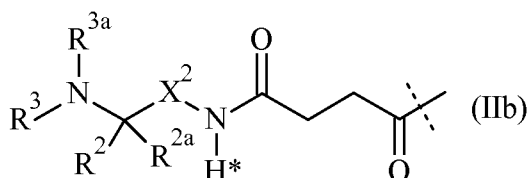
Preferably, -R³ and -R^{3a} of formula (IIa) are independently selected from the group consisting of -H, methyl, ethyl, propyl and butyl. Even more preferably at least one of -R³ and -R^{3a} of formula (IIa) is methyl. In an equally preferred embodiment -R³ and -R^{3a} of formula (IIa) are

both -H. In another equally preferred embodiment $-R^3$ and $-R^{3a}$ of formula (IIa) are both methyl.

Preferably, $-R^3$ of formula (IIa) is -H and $-R^{3a}$ of formula (IIa) is methyl.

5

Preferably the moiety $-L^1-$ is of formula (IIb):



wherein the dashed line indicates the attachment to a nitrogen of -D which is a CNP agonist moiety by forming an amide bond;

10

$-R^2$, $-R^{2a}$, $-R^3$, $-R^{3a}$ and $-X^2-$ are used as defined in formula (II); and

wherein $-L^1-$ is substituted with $-L^2-Z$ or $-L^2-Z'$ and wherein $-L^1-$ is optionally further substituted, provided that the hydrogen marked with the asterisk in formula (IIb) is not replaced by $-L^2-Z$ or $-L^2-Z'$ or a substituent.

15

Preferably $-L^1-$ of formula (IIb) is substituted with one moiety $-L^2-Z$ or $-L^2-Z'$.

Preferably the moiety $-L^1-$ of formula (IIb) is not further substituted.

Preferably, $-X^2-$ of formula (IIb) is $-C(R^8R^{8a})-$.

20

Preferably $-R^8$ and $-R^{8a}$ of formula (IIb) are independently selected from the group consisting of -H, methyl and ethyl. More preferably at least one of $-R^8$ and $-R^{8a}$ of formula (IIb) is -H. Even more preferably both $-R^8$ and $-R^{8a}$ of formula (IIb) are -H.

25

Preferably, $-R^2$ and $-R^{2a}$ of formula (IIb) are independently selected from the group consisting of -H, methyl and ethyl. More preferably, at least one of $-R^2$ and $-R^{2a}$ of formula (IIb) is -H. Even more preferably both $-R^2$ and $-R^{2a}$ of formula (IIb) are H.

30

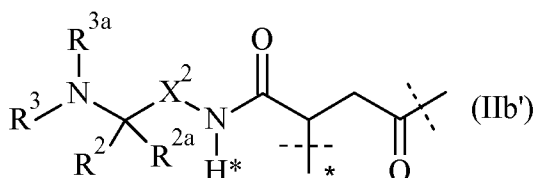
Preferably, $-R^3$ and $-R^{3a}$ of formula (IIb) are independently selected from the group consisting of -H, methyl, ethyl, propyl and butyl. Even more preferably at least one of $-R^3$ and $-R^{3a}$ of formula (IIb) is methyl. In an equally preferred embodiment $-R^3$ and $-R^{3a}$ of formula (IIb) are

both -H. In another equally preferred embodiment -R³ and -R^{3a} of formula (IIb) are both methyl.

Most preferably, -R³ of formula (IIb) is -H and -R^{3a} of formula (IIb) is methyl.

5

Even more preferably the moiety -L¹- is of formula (IIb'):



wherein

wherein the dashed line indicates the attachment to a nitrogen of D which is a CNP
10 agonist moiety by forming an amide bond;

the dashed line marked with the asterisk indicates attachment to -L²-;

-R², -R^{2a}, -R³, -R^{3a} and -X²- are used as defined in formula (II); and

wherein -L¹- is optionally further substituted, provided that the hydrogen marked with
the asterisk in formula (IIb') is not replaced by a substituent.

15

Preferably the moiety -L¹- of formula (IIb') is not further substituted.

Preferably, -X²- of formula (IIb') is -C(R⁸R^{8a})-.

20 Preferably -R⁸ and -R^{8a} of formula (IIb') are independently selected from the group consisting of -H, methyl and ethyl. More preferably at least one of -R⁸ and -R^{8a} of formula (IIb') is -H. Even more preferably both -R⁸ and -R^{8a} of formula (IIb') are -H.

Preferably, -R² and -R^{2a} of formula (IIb') are independently selected from the group
25 consisting of -H, methyl and ethyl. More preferably, at least one of -R² and -R^{2a} of formula (IIb') is -H. Even more preferably both -R² and -R^{2a} of formula (IIb') are H.

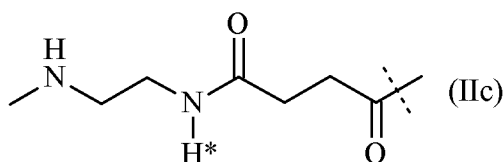
Preferably, -R³ and -R^{3a} of formula (IIb') are independently selected from the group
30 consisting of -H, methyl, ethyl, propyl and butyl. Even more preferably at least one of -R³ and -R^{3a} of formula (IIb') is methyl. In an equally preferred embodiment -R³ and -R^{3a} of

formula (IIb') are both -H. In another equally preferred embodiment -R³ and -R^{3a} of formula (IIb') are both methyl.

Most preferably, -R³ of formula (IIb') is -H and -R^{3a} of formula (IIb') is methyl.

5

Preferably the moiety -L¹- is of formula (IIc):



wherein the dashed line indicates the attachment to a nitrogen of -D which is a CNP agonist moiety by forming an amide bond; and

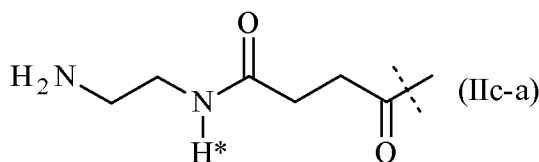
10 wherein -L¹- is substituted with -L²-Z or -L²-Z' and wherein -L¹- is optionally further substituted, provided that the hydrogen marked with the asterisk in formula (IIc) is not replaced by -L²-Z or -L²-Z' or a substituent.

Preferably -L¹- of formula (IIc) is substituted with one moiety -L²-Z or -L²-Z'.

15

Preferably the moiety -L¹- of formula (IIc) is not further substituted.

In another preferred embodiment the moiety -L¹- is of formula (IIc-a):



20 wherein the dashed line indicates the attachment to a nitrogen of -D which is a CNP agonist moiety by forming an amide bond; and

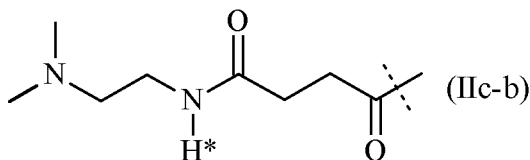
wherein -L¹- is substituted with -L²-Z or -L²-Z' and wherein -L¹- is optionally further substituted, provided that the hydrogen marked with the asterisk in formula (IIc-a) is not replaced by -L²-Z or -L²-Z' or a substituent.

25

Preferably -L¹- of formula (IIc-a) is substituted with one moiety -L²-Z or -L²-Z'.

Preferably the moiety -L¹- of formula (IIc-a) is not further substituted.

In another preferred embodiment the moiety $-L^1-$ is of formula (IIc-b):



wherein the dashed line indicates the attachment to a nitrogen of $-D$ which is a CNP agonist moiety by forming an amide bond; and

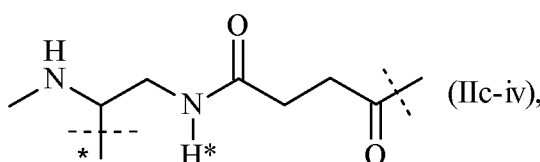
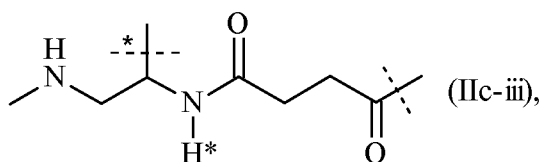
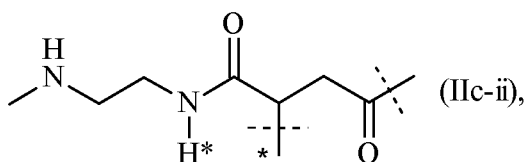
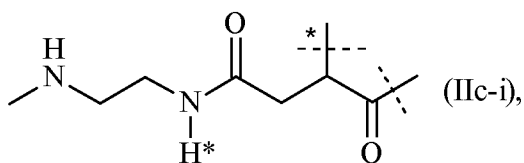
- 5 wherein $-L^1-$ is substituted with $-L^2-Z$ or $-L^2-Z'$ and wherein $-L^1-$ is optionally further substituted, provided that the hydrogen marked with the asterisk in formula (IIc-b) is not replaced by $-L^2-Z$ or $-L^2-Z'$ or a substituent.

- 10 Preferably $-L^1-$ of formula (IIc-b) is substituted with one moiety $-L^2-Z$ or $-L^2-Z'$.

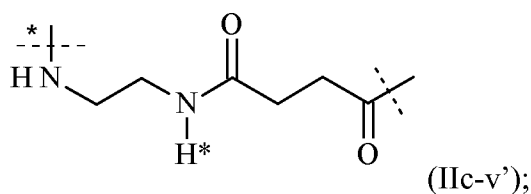
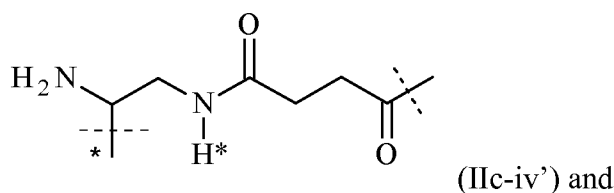
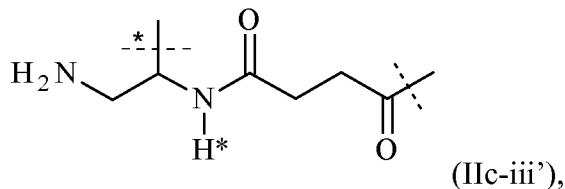
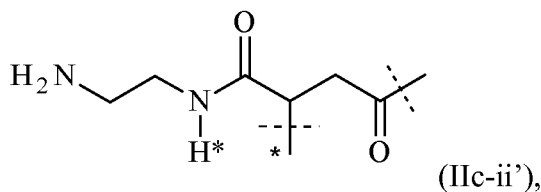
Preferably the moiety $-L^1-$ of formula (IIc-b) is not further substituted.

Even more preferably the moiety $-L^1-$ is selected from the group consisting of formula (IIc-i),

- 15 (IIc-ii), (IIc-iii), (IIc-iv) and (IIc-v):



and



5 wherein

the unmarked dashed line indicates the attachment to a nitrogen of -D which is a CNP agonist moiety by forming an amide bond;

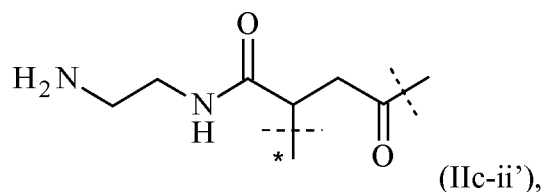
the dashed line marked with the asterisk indicates attachment to $-L^2-Z$ or $-L^2-Z'$; and

10 $-L^1-$ is optionally further substituted, provided that the hydrogen marked with the asterisk in formula (IIc-i'), (IIc-ii'), (IIc-iii'), (IIc-iv') and (IIc-v') is not replaced by a substituent.

Preferably, the moiety $-L^1-$ of formula (IIc-i'), (IIc-ii'), (IIc-iii'), (IIc-iv') and (IIc-v') is not further substituted.

15

In another particularly preferred embodiment the moiety $-L^1-$ is of formula (IIc-ii')



wherein

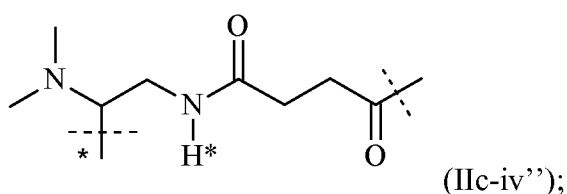
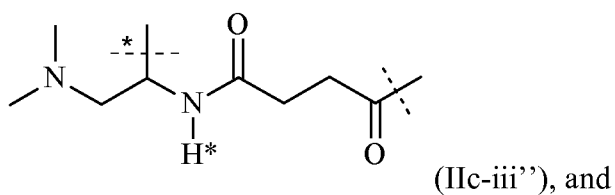
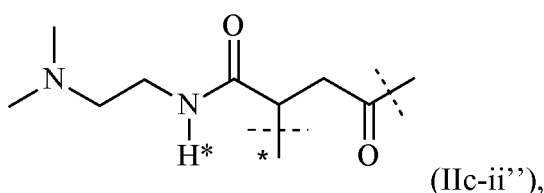
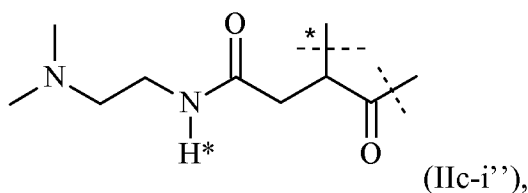
the unmarked dashed line indicates the attachment to a nitrogen of -D which is a CNP agonist moiety by forming an amide bond; and

20

the dashed line marked with the asterisk indicates attachment to $-L^2-Z$ or $-L^2-Z'$.

Preferably $-L^1-$ of formula (IIc-ii') is substituted with one moiety $-L^2-Z$ or $-L^2-Z'$.

- 5 In an equally preferred embodiment the moiety $-L^1-$ is selected from the group consisting of formula (IIc-i'), (IIc-ii'), (IIc-iii') and (IIc-iv'):



wherein

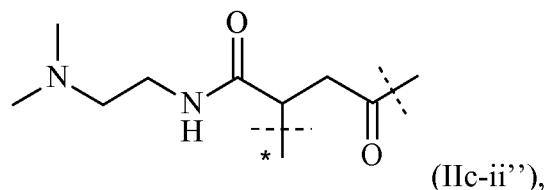
the unmarked dashed line indicates the attachment to a nitrogen of $-D$ which is a CNP agonist moiety by forming an amide bond;

the dashed line marked with the asterisk indicates attachment to $-L^2-Z$ or $-L^2-Z'$; and

- 15 $-L^1-$ is optionally further substituted, provided that the hydrogen marked with the asterisk in formula (IIc-i'), (IIc-ii'), (IIc-iii') and (IIc-iv') is not replaced by a substituent.

- 20 Preferably, the moiety $-L^1-$ of formula (IIc-i'), (IIc-ii'), (IIc-iii') and (IIc-iv') is not further substituted.

In another particularly preferred embodiment the moiety $-L^1-$ is of formula (IIc-ii')



wherein

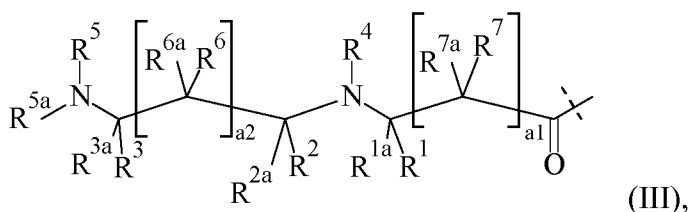
the unmarked dashed line indicates the attachment to a nitrogen of -D which is a CNP agonist moiety by forming an amide bond; and

5 the dashed line marked with the asterisk indicates attachment to $-L^2-Z$ or $-L^2-Z'$.

Preferably $-L^1-$ of formula (IIc-ii'') is substituted with one moiety $-L^2-Z$ or $-L^2-Z'$.

10 The optional further substituents of $-L^1-$ of formula (II), (IIa), (IIb), (IIb'), (IIc), (IIc-a), (IIc-b), (IIc-i), (IIc-ii), (IIc-iii), (IIc-iv), (IIc-v), (IIc-i'), (IIc-ii'), (IIc-iii'), (IIc-iv'), (IIc-v'), (IIc-i''), (IIc-ii''), (IIc-iii''), (IIc-iv'') are preferably as described above.

Another preferred moiety $-L^1-$ is disclosed in WO2016/020373A1. Accordingly, in another preferred embodiment the moiety $-L^1-$ is of formula (III):



wherein

the dashed line indicates attachment to a primary or secondary amine or hydroxyl of -D which is a CNP moiety by forming an amide or ester linkage, respectively;

15 $-R^1$, $-R^{1a}$, $-R^2$, $-R^{2a}$, $-R^3$ and $-R^{3a}$ are independently of each other selected from the group consisting of $-H$, $-C(R^8R^{8a}R^{8b})$, $-C(=O)R^8$, $-C\equiv N$, $-C(=NR^8)R^{8a}$, $-CR^8(=CR^{8a}R^{8b})$, $-C\equiv CR^8$ and $-T$;

$-R^4$, $-R^5$ and $-R^{5a}$ are independently of each other selected from the group consisting of $-H$, $-C(R^9R^{9a}R^{9b})$ and $-T$;

a1 and a2 are independently of each other 0 or 1;

20 each $-R^6$, $-R^{6a}$, $-R^7$, $-R^{7a}$, $-R^8$, $-R^{8a}$, $-R^{8b}$, $-R^9$, $-R^{9a}$, $-R^{9b}$ are independently of each other selected from the group consisting of $-H$, halogen, $-CN$, $-COOR^{10}$, $-OR^{10}$, $-C(O)R^{10}$, $-C(O)N(R^{10}R^{10a})$, $-S(O)_2N(R^{10}R^{10a})$, $-S(O)N(R^{10}R^{10a})$, $-S(O)_2R^{10}$, $-S(O)R^{10}$, $-N(R^{10})S(O)_2N(R^{10a}R^{10b})$, $-SR^{10}$, $-N(R^{10}R^{10a})$, $-NO_2$,

-OC(O)R¹⁰, -N(R¹⁰)C(O)R^{10a}, -N(R¹⁰)S(O)₂R^{10a}, -N(R¹⁰)S(O)R^{10a},
 -N(R¹⁰)C(O)OR^{10a}, -N(R¹⁰)C(O)N(R^{10a}R^{10b}), -OC(O)N(R¹⁰R^{10a}), -T,
 C₁₋₂₀ alkyl, C₂₋₂₀ alkenyl, and C₂₋₂₀ alkynyl; wherein -T, C₁₋₂₀ alkyl, C₂₋₂₀
 alkenyl, and C₂₋₂₀ alkynyl are optionally substituted with one or more -R¹¹,
 which are the same or different and wherein C₁₋₂₀ alkyl, C₂₋₂₀ alkenyl, and C₂₋₂₀
 alkynyl are optionally interrupted by one or more groups selected from the
 group consisting of -T-, -C(O)O-, -O-, -C(O)-, -C(O)N(R¹²)-, -S(O)₂N(R¹²)-,
 -S(O)N(R¹²)-, -S(O)₂-, -S(O)-, -N(R¹²)S(O)₂N(R^{12a})-, -S-, -N(R¹²)-,
 -OC(OR¹²)(R^{12a})-, -N(R¹²)C(O)N(R^{12a})-, and -OC(O)N(R¹²)-;

5
 10 each -R¹⁰, -R^{10a}, -R^{10b} is independently selected from the group consisting of -H, -T,
 C₁₋₂₀ alkyl, C₂₋₂₀ alkenyl, and C₂₋₂₀ alkynyl; wherein -T, C₁₋₂₀ alkyl, C₂₋₂₀
 alkenyl, and C₂₋₂₀ alkynyl are optionally substituted with one or more -R¹¹,
 which are the same or different and wherein C₁₋₂₀ alkyl, C₂₋₂₀ alkenyl, and C₂₋₂₀
 alkynyl are optionally interrupted by one or more groups selected from the
 15 group consisting of -T-, -C(O)O-, -O-, -C(O)-, -C(O)N(R¹²)-, -S(O)₂N(R¹²)-,
 -S(O)N(R¹²)-, -S(O)₂-, -S(O)-, -N(R¹²)S(O)₂N(R^{12a})-, -S-, -N(R¹²)-,
 -OC(OR¹²)(R^{12a})-, -N(R¹²)C(O)N(R^{12a})-, and -OC(O)N(R¹²)-;

each T is independently of each other selected from the group consisting of phenyl,
 naphthyl, indenyl, indanyl, tetralinyl, C₃₋₁₀ cycloalkyl, 3- to 10-membered
 20 heterocyclyl, and 8- to 11-membered heterobicyclyl; wherein each T is
 independently optionally substituted with one or more -R¹¹, which are the same
 or different;

each -R¹¹ is independently of each other selected from halogen, -CN, oxo
 (=O), -COOR¹³, -OR¹³, -C(O)R¹³, -C(O)N(R¹³R^{13a}), -S(O)₂N(R¹³R^{13a}),
 25 -S(O)N(R¹³R^{13a}), -S(O)₂R¹³, -S(O)R¹³, -N(R¹³)S(O)₂N(R^{13a}R^{13b}), -SR¹³,
 -N(R¹³R^{13a}), -NO₂, -OC(O)R¹³, -N(R¹³)C(O)R^{13a}, -N(R¹³)S(O)₂R^{13a},
 -N(R¹³)S(O)R^{13a}, -N(R¹³)C(O)OR^{13a}, -N(R¹³)C(O)N(R^{13a}R^{13b}),
 -OC(O)N(R¹³R^{13a}), and C₁₋₆ alkyl; wherein C₁₋₆ alkyl is optionally substituted
 with one or more halogen, which are the same or different;

30 each -R¹², -R^{12a}, -R¹³, -R^{13a}, -R^{13b} is independently selected from the group consisting
 of -H, and C₁₋₆ alkyl; wherein C₁₋₆ alkyl is optionally substituted with one or
 more halogen, which are the same or different;

optionally, one or more of the pairs $-R^1/-R^{1a}$, $-R^2/-R^{2a}$, $-R^3/-R^{3a}$, $-R^6/-R^{6a}$, $-R^7/-R^{7a}$ are joined together with the atom to which they are attached to form a C_{3-10} cycloalkyl or a 3- to 10-membered heterocyclyl;

optionally, one or more of the pairs $-R^1/-R^2$, $-R^1/-R^3$, $-R^1/-R^4$, $-R^1/-R^5$, $-R^1/-R^6$, $-R^1/-R^7$, $-R^2/-R^3$, $-R^2/-R^4$, $-R^2/-R^5$, $-R^2/-R^6$, $-R^2/-R^7$, $-R^3/-R^4$, $-R^3/-R^5$, $-R^3/-R^6$, $-R^3/-R^7$, $-R^4/-R^5$, $-R^4/-R^6$, $-R^4/-R^7$, $-R^5/-R^6$, $-R^5/-R^7$, $-R^6/-R^7$ are joint together with the atoms to which they are attached to form a ring A;

A is selected from the group consisting of phenyl; naphthyl; indenyl; indanyl; tetralinyl; C_{3-10} cycloalkyl; 3- to 10-membered heterocyclyl; and 8- to 11-membered heterobicyclyl;

wherein $-L^1-$ is substituted with $-L^2-Z$ or $-L^2-Z'$ and wherein $-L^1-$ is optionally further substituted;

wherein

$-L^2-$ is a single chemical bond or a spacer;

$-Z$ is a water-soluble carrier; and

$-Z'$ is a water-insoluble carrier.

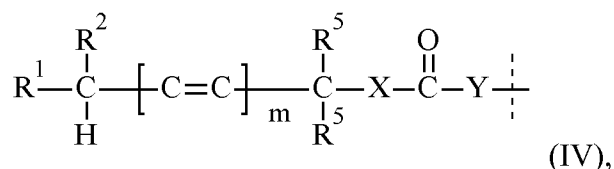
The optional further substituents of $-L^1-$ of formula (III) are preferably as described above.

Preferably $-L^1-$ of formula (III) is substituted with one moiety $-L^2-Z$ or $-L^2-Z'$.

In one embodiment $-L^1-$ of formula (III) is not further substituted.

Additional preferred embodiments for $-L^1-$ are disclosed in EP1536334B1, WO2009/009712A1, WO2008/034122A1, WO2009/143412A2, WO2011/082368A2, and US8618124B2, which are herewith incorporated by reference in their entirety.

Additional preferred embodiments for $-L^1-$ are disclosed in US8946405B2 and US8754190B2, which are herewith incorporated by reference in their entirety. Accordingly, a preferred moiety $-L^1-$ is of formula (IV):



wherein

the dashed line indicates attachment to -D which is a CNP agonist moiety and wherein attachment is through a functional group of -D selected from the group consisting of -OH, -SH and -NH₂;

m is 0 or 1;

5 at least one or both of -R¹ and -R² is/are independently of each other selected from the group consisting of -CN, -NO₂, optionally substituted aryl, optionally substituted heteroaryl, optionally substituted alkenyl, optionally substituted alkynyl, -C(O)R³, -S(O)R³, -S(O)₂R³, and -SR⁴,

10 one and only one of -R¹ and -R² is selected from the group consisting of -H, optionally substituted alkyl, optionally substituted arylalkyl, and optionally substituted heteroarylalkyl;

-R³ is selected from the group consisting of -H, optionally substituted alkyl, optionally substituted aryl, optionally substituted arylalkyl, optionally substituted heteroaryl, optionally substituted heteroarylalkyl, -OR⁹ and -N(R⁹)₂;

15 -R⁴ is selected from the group consisting of optionally substituted alkyl, optionally substituted aryl, optionally substituted arylalkyl, optionally substituted heteroaryl, and optionally substituted heteroarylalkyl;

20 each -R⁵ is independently selected from the group consisting of -H, optionally substituted alkyl, optionally substituted alkenylalkyl, optionally substituted alkynylalkyl, optionally substituted aryl, optionally substituted arylalkyl, optionally substituted heteroaryl and optionally substituted heteroarylalkyl;

-R⁹ is selected from the group consisting of -H and optionally substituted alkyl;

-Y- is absent and -X- is -O- or -S-; or

25 -Y- is -N(Q)CH₂- and -X- is -O-;

Q is selected from the group consisting of optionally substituted alkyl, optionally substituted aryl, optionally substituted arylalkyl, optionally substituted heteroaryl and optionally substituted heteroarylalkyl;

optionally, -R¹ and -R² may be joined to form a 3 to 8-membered ring; and

30 optionally, both -R⁹ together with the nitrogen to which they are attached form a heterocyclic ring;

wherein -L¹- is substituted with -L²-Z or -L²-Z' and wherein -L¹- is optionally further substituted;

wherein

- L²- is a single chemical bond or a spacer;
- Z is a water-soluble carrier; and
- Z' is a water-insoluble carrier.

5 The optional further substituents of -L¹- of formula (IV) are preferably as described above.

Preferably -L¹- of formula (IV) is substituted with one moiety -L²-Z or -L²-Z'.

In one embodiment -L¹- of formula (IV) is not further substituted.

10

Only in the context of formula (IV) the terms used have the following meaning:

The term "alkyl" as used herein includes linear, branched or cyclic saturated hydrocarbon groups of 1 to 8 carbons, or in some embodiments 1 to 6 or 1 to 4 carbon atoms.

15

The term "alkoxy" includes alkyl groups bonded to oxygen, including methoxy, ethoxy, isopropoxy, cyclopropoxy, cyclobutoxy, and similar.

20

The term "alkenyl" includes non-aromatic unsaturated hydrocarbons with carbon-carbon double bonds.

The term "alkynyl" includes non-aromatic unsaturated hydrocarbons with carbon-carbon triple bonds.

25

The term "aryl" includes aromatic hydrocarbon groups of 6 to 18 carbons, preferably 6 to 10 carbons, including groups such as phenyl, naphthyl, and anthracenyl. The term "heteroaryl" includes aromatic rings comprising 3 to 15 carbons containing at least one N, O or S atom, preferably 3 to 7 carbons containing at least one N, O or S atom, including groups such as pyrrolyl, pyridyl, pyrimidinyl, imidazolyl, oxazolyl, isoxazolyl, thiazolyl, isothiazolyl, quinolyl, indolyl, indenyl, and similar.

30

In some instance, alkenyl, alkynyl, aryl or heteroaryl moieties may be coupled to the remainder of the molecule through an alkylene linkage. Under those circumstances, the substituent will be referred to as alkenylalkyl, alkynylalkyl, arylalkyl or heteroarylalkyl,

indicating that an alkylene moiety is between the alkenyl, alkynyl, aryl or heteroaryl moiety and the molecule to which the alkenyl, alkynyl, aryl or heteroaryl is coupled.

The term “halogen” includes bromo, fluoro, chloro and iodo.

5

The term “heterocyclic ring” refers to a 4 to 8 membered aromatic or non-aromatic ring comprising 3 to 7 carbon atoms and at least one N, O, or S atom. Examples are piperidinyl, piperazinyl, tetrahydropyranyl, pyrrolidine, and tetrahydrofuranyl, as well as the exemplary groups provided for the term “heteroaryl” above.

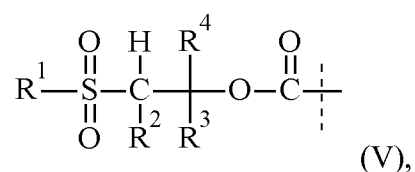
10

When a ring system is optionally substituted, suitable substituents are selected from the group consisting of alkyl, alkenyl, alkynyl, or an additional ring, each optionally further substituted. Optional substituents on any group, including the above, include halo, nitro, cyano, -OR, -SR, -NR₂, -OCOR, -NRCOR, -COOR, -CONR₂, -SOR, -SO₂R, -SONR₂,
15 -SO₂NR₂, wherein each R is independently alkyl, alkenyl, alkynyl, aryl or heteroaryl, or two R groups taken together with the atoms to which they are attached form a ring.

15

An additional preferred embodiment for -L¹- is disclosed in WO2013/036857A1, which is herewith incorporated by reference in its entirety. Accordingly, a preferred moiety -L¹- is of
20 formula (V):

20



wherein

the dashed line indicates attachment to -D which is a CNP agonist moiety and wherein attachment is through an amine functional group of -D;

25 -R¹ is selected from the group consisting of optionally substituted C₁-C₆ linear, branched, or cyclic alkyl; optionally substituted aryl; optionally substituted heteroaryl; alkoxy; and -NR⁵₂;

-R² is selected from the group consisting of -H; optionally substituted C₁-C₆ alkyl; optionally substituted aryl; and optionally substituted heteroaryl;

30 -R³ is selected from the group consisting of -H; optionally substituted C₁-C₆ alkyl; optionally substituted aryl; and optionally substituted heteroaryl;

-R⁴ is selected from the group consisting of -H; optionally substituted C₁-C₆ alkyl; optionally substituted aryl; and optionally substituted heteroaryl;
each -R⁵ is independently of each other selected from the group consisting of -H; optionally substituted C₁-C₆ alkyl; optionally substituted aryl; and optionally substituted heteroaryl; or when taken together two -R⁵ can be cycloalkyl or cycloheteroalkyl;
wherein -L¹- is substituted with -L²-Z or -L²-Z' and wherein -L¹- is optionally further substituted;

wherein

- 10 -L²- is a single chemical bond or a spacer;
 -Z is a water-soluble carrier; and
 -Z' is a water-insoluble carrier.

The optional further substituents of -L¹- of formula (V) are preferably as described above.

15

Preferably -L¹- of formula (V) is substituted with one moiety -L²-Z or -L²-Z'.

In one embodiment -L¹- of formula (V) is not further substituted.

- 20 Only in the context of formula (V) the terms used have the following meaning:

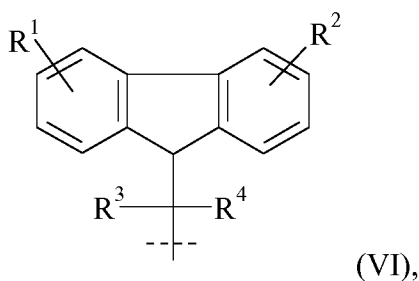
25 “Alkyl”, “alkenyl”, and “alkynyl” include linear, branched or cyclic hydrocarbon groups of 1-8 carbons or 1-6 carbons or 1-4 carbons wherein alkyl is a saturated hydrocarbon, alkenyl includes one or more carbon-carbon double bonds and alkynyl includes one or more carbon-carbon triple bonds. Unless otherwise specified these contain 1-6 C.

30 “Aryl” includes aromatic hydrocarbon groups of 6-18 carbons, preferably 6-10 carbons, including groups such as phenyl, naphthyl, and anthracene “Heteroaryl” includes aromatic rings comprising 3-15 carbons containing at least one N, O or S atom, preferably 3-7 carbons containing at least one N, O or S atom, including groups such as pyrrolyl, pyridyl, pyrimidinyl, imidazolyl, oxazolyl, isoxazolyl, thiazolyl, isothiazolyl, quinolyl, indolyl, indenyl, and similar.

The term “substituted” means an alkyl, alkenyl, alkynyl, aryl, or heteroaryl group comprising one or more substituent groups in place of one or more hydrogen atoms. Substituents may generally be selected from halogen including F, Cl, Br, and I; lower alkyl including linear, branched, and cyclic; lower haloalkyl including fluoroalkyl, chloroalkyl, bromoalkyl, and iodoalkyl; OH; lower alkoxy including linear, branched, and cyclic; SH; lower alkylthio including linear, branched and cyclic; amino, alkylamino, dialkylamino, silyl including alkylsilyl, alkoxy-silyl, and arylsilyl; nitro; cyano; carbonyl; carboxylic acid, carboxylic ester, carboxylic amide, aminocarbonyl; aminoacyl; carbamate; urea; thiocarbamate; thiourea; ketone; sulfone; sulfonamide; aryl including phenyl, naphthyl, and anthracenyl; heteroaryl including 5-member heteroaryls including as pyrrole, imidazole, furan, thiophene, oxazole, thiazole, isoxazole, isothiazole, thiadiazole, triazole, oxadiazole, and tetrazole, 6-member heteroaryls including pyridine, pyrimidine, pyrazine, and fused heteroaryls including benzofuran, benzothiophene, benzoxazole, benzimidazole, indole, benzothiazole, benzisoxazole, and benzisothiazole.

15

A further preferred embodiment for $-L^1-$ is disclosed in US7585837B2, which is herewith incorporated by reference in its entirety. Accordingly, a preferred moiety $-L^1-$ is of formula (VI):



20

wherein

the dashed line indicates attachment to $-D$ which is a CNP agonist moiety and wherein attachment is through an amine functional group of $-D$;

R^1 and R^2 are independently selected from the group consisting of hydrogen, alkyl, alkoxy, alkoxyalkyl, aryl, alkaryl, aralkyl, halogen, nitro, $-SO_3H$, $-SO_2NHR^5$, amino, ammonium, carboxyl, PO_3H_2 , and OPO_3H_2 ;

25

R^3 , R^4 , and R^5 are independently selected from the group consisting of hydrogen, alkyl, and aryl;

wherein $-L^1-$ is substituted with $-L^2-Z$ or $-L^2-Z'$ and wherein $-L^1-$ is optionally further substituted;

30

wherein

- L²- is a single chemical bond or a spacer;
- Z is a water-soluble carrier; and
- Z' is a water-insoluble carrier.

- 5 Suitable substituents for formulas (VI) are alkyl (such as C₁₋₆ alkyl), alkenyl (such as C₂₋₆ alkenyl), alkynyl (such as C₂₋₆ alkynyl), aryl (such as phenyl), heteroalkyl, heteroalkenyl, heteroalkynyl, heteroaryl (such as aromatic 4 to 7 membered heterocycle) or halogen moieties.
- 10 Preferably -L¹- of formula (VI) is substituted with one moiety -L²-Z or -L²-Z'.

The optional further substituents of -L¹- of formula (VI) are preferably as described above.

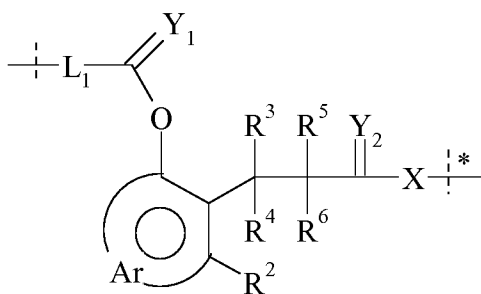
In one embodiment -L¹- of formula (VI) is not further substituted.

15

Only in the context of formula (VI) the terms used have the following meaning:

- The terms “alkyl”, “alkoxy”, “alkoxyalkyl”, “aryl”, “alkaryl” and “aralkyl” mean alkyl radicals of 1-8, preferably 1-4 carbon atoms, e.g. methyl, ethyl, propyl, isopropyl and butyl, and aryl radicals of 6-10 carbon atoms, e.g. phenyl and naphthyl. The term “halogen” includes bromo, fluoro, chloro and iodo.
- 20

- A further preferred embodiment for -L¹- is disclosed in WO2002/089789A1, which is herewith incorporated by reference in its entirety. Accordingly, a preferred moiety -L¹- is of formula (VII):
- 25



wherein

the dashed line indicates attachment to -D which is a CNP agonist moiety and wherein attachment is through an amine functional group of -D;

L₁ is a bifunctional linking group,

Y₁ and Y₂ are independently O, S or NR⁷;

R², R³, R⁴, R⁵, R⁶ and R⁷ are independently selected from the group consisting of hydrogen, C₁₋₆ alkyls, C₃₋₁₂ branched alkyls, C₃₋₈ cycloalkyls, C₁₋₆ substituted alkyls, C₃₋₈ substituted cycloalkyls, aryls, substituted aryls, aralkyls, C₁₋₆ heteroalkyls, substituted C₁₋₆ heteroalkyls, C₁₋₆ alkoxy, phenoxy, and C₁₋₆ heteroalkoxy;

Ar is a moiety which when included in formula (VII) forms a multisubstituted aromatic hydrocarbon or a multi-substituted heterocyclic group;

X is a chemical bond or a moiety that is actively transported into a target cell, a hydrophobic moiety, or a combination thereof,

y is 0 or 1;

wherein -L¹- is substituted with -L²-Z or -L²-Z' and wherein -L¹- is optionally further substituted;

wherein

-L²- is a single chemical bond or a spacer;

-Z is a water-soluble carrier; and

-Z' is a water-insoluble carrier.

Preferably -L¹- of formula (VII) is substituted with one moiety -L²-Z or -L²-Z'.

The optional further substituents of -L¹- of formula (VII) are preferably as described above.

In one embodiment -L¹- of formula (VII) is not further substituted.

Only in the context of formula (VII) the terms used have the following meaning:

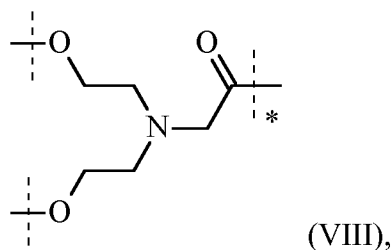
The term "alkyl" shall be understood to include, e.g. straight, branched, substituted C₁₋₁₂ alkyls, including alkoxy, C₃₋₈ cycloalkyls or substituted cycloalkyls, etc.

The term "substituted" shall be understood to include adding or replacing one or more atoms contained within a functional group or compounds with one or more different atoms.

Substituted alkyls include carboxyalkyls, aminoalkyls, dialkylaminos, hydroxyalkyls and mercaptoalkyls; substituted cycloalkyls include moieties such as 4-chlorocyclohexyl; aryls

include moieties such as naphthyl; substituted aryls include moieties such as 3-bromo-phenyl; aralkyls include moieties such as toluyl; heteroalkyls include moieties such as ethylthiophene; substituted heteroalkyls include moieties such as 3-methoxythiophene; alkoxy includes moieties such as methoxy; and phenoxy includes moieties such as 3-nitrophenoxy. Halogens shall be understood to include fluoro, chloro, iodo and bromo.

In another preferred embodiment $-L^1-$ comprises a substructure of formula (VIII)



wherein

the dashed line marked with the asterisk indicates attachment to a nitrogen of $-D$ which is a CNP agonist moiety by forming an amide bond; the unmarked dashed lines indicate attachment to the remainder of $-L^1-$; and wherein $-L^1-$ is substituted with $-L^2-Z$ or $-L^2-Z'$ and wherein $-L^1-$ is optionally further substituted;

wherein

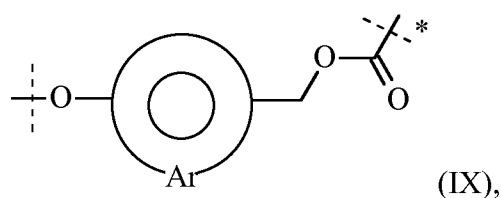
- $-L^2-$ is a single chemical bond or a spacer;
- $-Z$ is a water-soluble carrier; and
- $-Z'$ is a water-insoluble carrier.

Preferably $-L^1-$ of formula (VIII) is substituted with one moiety $-L^2-Z$ or $-L^2-Z'$.

The optional further substituents of $-L^1-$ of formula (VIII) are preferably as described above.

In one embodiment $-L^1-$ of formula (VIII) is not further substituted.

In another preferred embodiment $-L^1-$ comprises a substructure of formula (IX)



wherein

the dashed line marked with the asterisk indicates attachment to a nitrogen of -D which is a CNP agonist moiety by forming a carbamate bond;

the unmarked dashed lines indicate attachment to the remainder of -L¹-; and

5 wherein -L¹- is substituted with -L²-Z or -L²-Z' and wherein -L¹- is optionally further substituted;

wherein

-L²- is a single chemical bond or a spacer;

-Z is a water-soluble carrier; and

10 -Z' is a water-insoluble carrier.

The optional further substituents of -L¹- of formula (IX) are preferably as described above.

Preferably -L¹- of formula (IX) is substituted with one moiety -L²-Z or -L²-Z'.

15

In one embodiment -L¹- of formula (IX) is not further substituted.

Preferably -D of formula (Ia), (Ib), (II), (IIa), (IIb), (IIb'), (IIc), (IIc-a), (IIc-b), (IIc-i), (IIc-ii), (IIc-iii), (IIc-iv), (IIc-v), (IIc-i'), (IIc-ii'), (IIc-iii'), (IIc-iv'), (IIc-v'), (IIc-i''), (IIc-ii''), (IIc-iii''), (IIc-iv''), (III), (IV), (V), (VI), (VII), (VIII) and (IX) is a CNP moiety. The moiety -D may be connected to -L¹- through any functional group of D-H and is preferably connected to -L¹- through an amine functional group of D-H. This may be the N-terminal amine functional group or an amine functional group provided by a lysine side chain, i.e. by the lysines at position 9, 11, 15, 16, 20 and 26, if the CNP has the sequence of SEQ ID NO:24.

25

It was surprisingly found that attachment of -L¹- to the ring of a CNP moiety significantly reduces the CNP prodrug's affinity to NPR-B compared to attachment at the N-terminus or to the non-ring part of CNP, which reduced affinity to NPR-B in turn reduces the risk of cardiovascular side effects, such as hypotension.

30

Accordingly, -L¹- is preferably conjugated to the side chain of an amino acid residue of said ring moiety of -D or to the backbone of said ring moiety of -D. Even more preferably, -L¹- is covalently and reversibly conjugated to the side chain of an amino acid residue of said ring moiety of -D. If -D is a CNP moiety with the sequence of SEQ ID NO:24, -L¹- is preferably

conjugated to the amine functional group provided by the lysine at position 26 of the corresponding drug D-H.

The moiety $-L^2-$ is a chemical bond or a spacer moiety.

5

In one embodiment $-L^2-$ is a chemical bond.

In another embodiment $-L^2-$ is a spacer moiety.

10 The moiety $-L^2-$ can be attached to $-L^1-$ by replacing any -H present, except where explicitly excluded.

When $-L^2-$ is other than a single chemical bond, $-L^2-$ is preferably selected from the group consisting of -T-, -C(O)O-, -O-, -C(O)-, -C(O)N(R^{y1})-, -S(O)₂N(R^{y1})-, -S(O)N(R^{y1})-, -S(O)₂-,
 15 -S(O)-, -N(R^{y1})S(O)₂N(R^{y1a})-, -S-, -N(R^{y1})-, -OC(OR^{y1})(R^{y1a})-, -N(R^{y1})C(O)N(R^{y1a})-, -OC(O)N(R^{y1})-, C₁₋₅₀ alkyl, C₂₋₅₀ alkenyl, and C₂₋₅₀ alkynyl; wherein -T-, C₁₋₅₀ alkyl, C₂₋₅₀ alkenyl, and C₂₋₅₀ alkynyl are optionally substituted with one or more -R^{y2}, which are the same or different and wherein C₁₋₅₀ alkyl, C₂₋₅₀ alkenyl, and C₂₋₅₀ alkynyl are optionally interrupted by one or more groups selected from the group consisting of -T-,
 20 -C(O)O-, -O-, -C(O)-, -C(O)N(R^{y3})-, -S(O)₂N(R^{y3})-, -S(O)N(R^{y3})-, -S(O)₂-, -S(O)-, -N(R^{y3})S(O)₂N(R^{y3a})-, -S-, -N(R^{y3})-, -OC(OR^{y3})(R^{y3a})-, -N(R^{y3})C(O)N(R^{y3a})-, and -OC(O)N(R^{y3})-;

-R^{y1} and -R^{y1a} are independently of each other selected from the group consisting of -H, -T,
 25 C₁₋₅₀ alkyl, C₂₋₅₀ alkenyl, and C₂₋₅₀ alkynyl; wherein -T, C₁₋₅₀ alkyl, C₂₋₅₀ alkenyl, and C₂₋₅₀ alkynyl are optionally substituted with one or more -R^{y2}, which are the same or different, and wherein C₁₋₅₀ alkyl, C₂₋₅₀ alkenyl, and C₂₋₅₀ alkynyl are optionally interrupted by one or more groups selected from the group consisting of -T-, -C(O)O-, -O-, -C(O)-, -C(O)N(R^{y4})-, -S(O)₂N(R^{y4})-, -S(O)N(R^{y4})-, -S(O)₂-, -S(O)-, -N(R^{y4})S(O)₂N(R^{y4a})-, -S-, -N(R^{y4})-, -OC(OR^{y4})(R^{y4a})-, -N(R^{y4})C(O)N(R^{y4a})-, and -OC(O)N(R^{y4})-;
 30

each T is independently selected from the group consisting of phenyl, naphthyl, indenyl, indanyl, tetralinyl, C₃₋₁₀ cycloalkyl, 3- to 10-membered heterocyclyl, 8- to 11-membered heterobicyclyl, 8- to 30-membered carbopolycyclyl, and 8- to 30-membered heteropolycyclyl;

wherein each T is independently optionally substituted with one or more $-R^{y2}$, which are the same or different;

each $-R^{y2}$ is independently selected from the group consisting of halogen, $-CN$, oxo
 5 $(=O)$, $-COOR^{y5}$, $-OR^{y5}$, $-C(O)R^{y5}$, $-C(O)N(R^{y5}R^{y5a})$, $-S(O)_2N(R^{y5}R^{y5a})$, $-S(O)N(R^{y5}R^{y5a})$,
 $-S(O)_2R^{y5}$, $-S(O)R^{y5}$, $-N(R^{y5})S(O)_2N(R^{y5a}R^{y5b})$, $-SR^{y5}$, $-N(R^{y5}R^{y5a})$, $-NO_2$, $-OC(O)R^{y5}$,
 $-N(R^{y5})C(O)R^{y5a}$, $-N(R^{y5})S(O)_2R^{y5a}$, $-N(R^{y5})S(O)R^{y5a}$, $-N(R^{y5})C(O)OR^{y5a}$,
 $-N(R^{y5})C(O)N(R^{y5a}R^{y5b})$, $-OC(O)N(R^{y5}R^{y5a})$, and C_{1-6} alkyl; wherein C_{1-6} alkyl is optionally
 substituted with one or more halogen, which are the same or different; and

10 each $-R^{y3}$, $-R^{y3a}$, $-R^{y4}$, $-R^{y4a}$, $-R^{y5}$, $-R^{y5a}$ and $-R^{y5b}$ is independently selected from the group
 consisting of $-H$, and C_{1-6} alkyl, wherein C_{1-6} alkyl is optionally substituted with one or more
 halogen, which are the same or different.

15 When $-L^2-$ is other than a single chemical bond, $-L^2-$ is even more preferably selected
 from $-T-$, $-C(O)O-$, $-O-$, $-C(O)-$, $-C(O)N(R^{y1})-$, $-S(O)_2N(R^{y1})-$, $-S(O)N(R^{y1})-$, $-S(O)_2-$,
 $-S(O)-$, $-N(R^{y1})S(O)_2N(R^{y1a})-$, $-S-$, $-N(R^{y1})-$, $-OC(OR^{y1})(R^{y1a})-$, $-N(R^{y1})C(O)N(R^{y1a})-$,
 $-OC(O)N(R^{y1})-$, C_{1-50} alkyl, C_{2-50} alkenyl, and C_{2-50} alkynyl; wherein $-T-$, C_{1-20} alkyl, C_{2-20}
 alkenyl, and C_{2-20} alkynyl are optionally substituted with one or more $-R^{y2}$, which are the
 20 same or different and wherein C_{1-20} alkyl, C_{2-20} alkenyl, and C_{2-20} alkynyl are optionally
 interrupted by one or more groups selected from the group consisting of $-T-$, $-C(O)O-$, $-O-$,
 $-C(O)-$, $-C(O)N(R^{y3})-$, $-S(O)_2N(R^{y3})-$, $-S(O)N(R^{y3})-$, $-S(O)_2-$, $-S(O)-$, $-N(R^{y3})S(O)_2N(R^{y3a})-$,
 $-S-$, $-N(R^{y3})-$, $-OC(OR^{y3})(R^{y3a})-$, $-N(R^{y3})C(O)N(R^{y3a})-$, and $-OC(O)N(R^{y3})-$;

25 $-R^{y1}$ and $-R^{y1a}$ are independently of each other selected from the group consisting of $-H$, $-T$,
 C_{1-10} alkyl, C_{2-10} alkenyl, and C_{2-10} alkynyl; wherein $-T$, C_{1-10} alkyl, C_{2-10} alkenyl, and C_{2-10}
 alkynyl are optionally substituted with one or more $-R^{y2}$, which are the same or different, and
 wherein C_{1-10} alkyl, C_{2-10} alkenyl, and C_{2-10} alkynyl are optionally interrupted by one or more
 groups selected from the group consisting of $-T-$, $-C(O)O-$, $-O-$, $-C(O)-$,
 30 $-C(O)N(R^{y4})-$, $-S(O)_2N(R^{y4})-$, $-S(O)N(R^{y4})-$, $-S(O)_2-$, $-S(O)-$, $-N(R^{y4})S(O)_2N(R^{y4a})-$, $-S-$,
 $-N(R^{y4})-$, $-OC(OR^{y4})(R^{y4a})-$, $-N(R^{y4})C(O)N(R^{y4a})-$, and $-OC(O)N(R^{y4})-$;

each T is independently selected from the group consisting of phenyl, naphthyl, indenyl,
 indanyl, tetralinyl, C_{3-10} cycloalkyl, 3- to 10-membered heterocyclyl, 8- to 11-membered

heterobicycyl, 8-to 30-membered carbopolycyclyl, and 8- to 30-membered heteropolycyclyl; wherein each T is independently optionally substituted with one or more $-R^{y2}$, which are the same or different;

- 5 $-R^{y2}$ is selected from the group consisting of halogen, $-CN$, oxo ($=O$), $-COOR^{y5}$, $-OR^{y5}$, $-C(O)R^{y5}$, $-C(O)N(R^{y5}R^{y5a})$, $-S(O)_2N(R^{y5}R^{y5a})$, $-S(O)N(R^{y5}R^{y5a})$, $-S(O)_2R^{y5}$, $-S(O)R^{y5}$, $-N(R^{y5})S(O)_2N(R^{y5a}R^{y5b})$, $-SR^{y5}$, $-N(R^{y5}R^{y5a})$, $-NO_2$, $-OC(O)R^{y5}$, $-N(R^{y5})C(O)R^{y5a}$, $-N(R^{y5})S(O)_2R^{y5a}$, $-N(R^{y5})S(O)R^{y5a}$, $-N(R^{y5})C(O)OR^{y5a}$, $-N(R^{y5})C(O)N(R^{y5a}R^{y5b})$, $-OC(O)N(R^{y5}R^{y5a})$, and C_{1-6} alkyl; wherein C_{1-6} alkyl is optionally substituted with one or more halogen, which are the same or different; and

each $-R^{y3}$, $-R^{y3a}$, $-R^{y4}$, $-R^{y4a}$, $-R^{y5}$, $-R^{y5a}$ and $-R^{y5b}$ is independently of each other selected from the group consisting of $-H$, and C_{1-6} alkyl; wherein C_{1-6} alkyl is optionally substituted with one or more halogen, which are the same or different.

- 15 When $-L^2-$ is other than a single chemical bond, $-L^2-$ is even more preferably selected from the group consisting of $-T-$, $-C(O)O-$, $-O-$, $-C(O)-$, $-C(O)N(R^{y1})-$, $-S(O)_2N(R^{y1})-$, $-S(O)N(R^{y1})-$, $-S(O)_2-$, $-S(O)-$, $-N(R^{y1})S(O)_2N(R^{y1a})-$, $-S-$, $-N(R^{y1})-$, $-OC(OR^{y1})(R^{y1a})-$, $-N(R^{y1})C(O)N(R^{y1a})-$, $-OC(O)N(R^{y1})-$, C_{1-50} alkyl, C_{2-50} alkenyl, and C_{2-50} alkynyl; wherein $-T-$, C_{1-50} alkyl, C_{2-50} alkenyl, and C_{2-50} alkynyl are optionally substituted with one or more $-R^{y2}$, which are the same or different and wherein C_{1-50} alkyl, C_{2-50} alkenyl, and C_{2-50} alkynyl are optionally interrupted by one or more groups selected from the group consisting of $-T-$, $-C(O)O-$, $-O-$, $-C(O)-$, $-C(O)N(R^{y3})-$, $-S(O)_2N(R^{y3})-$, $-S(O)N(R^{y3})-$, $-S(O)_2-$, $-S(O)-$, $-N(R^{y3})S(O)_2N(R^{y3a})-$, $-S-$, $-N(R^{y3})-$, $-OC(OR^{y3})(R^{y3a})-$, $-N(R^{y3})C(O)N(R^{y3a})-$, and $-OC(O)N(R^{y3})-$;

$-R^{y1}$ and $-R^{y1a}$ are independently selected from the group consisting of $-H$, $-T$, C_{1-10} alkyl, C_{2-10} alkenyl, and C_{2-10} alkynyl;

- 30 each T is independently selected from the group consisting of phenyl, naphthyl, indenyl, indanyl, tetralinyl, C_{3-10} cycloalkyl, 3- to 10-membered heterocyclyl, 8- to 11-membered heterobicycyl, 8-to 30-membered carbopolycyclyl, and 8- to 30-membered heteropolycyclyl; each $-R^{y2}$ is independently selected from the group consisting of halogen, and C_{1-6} alkyl; and

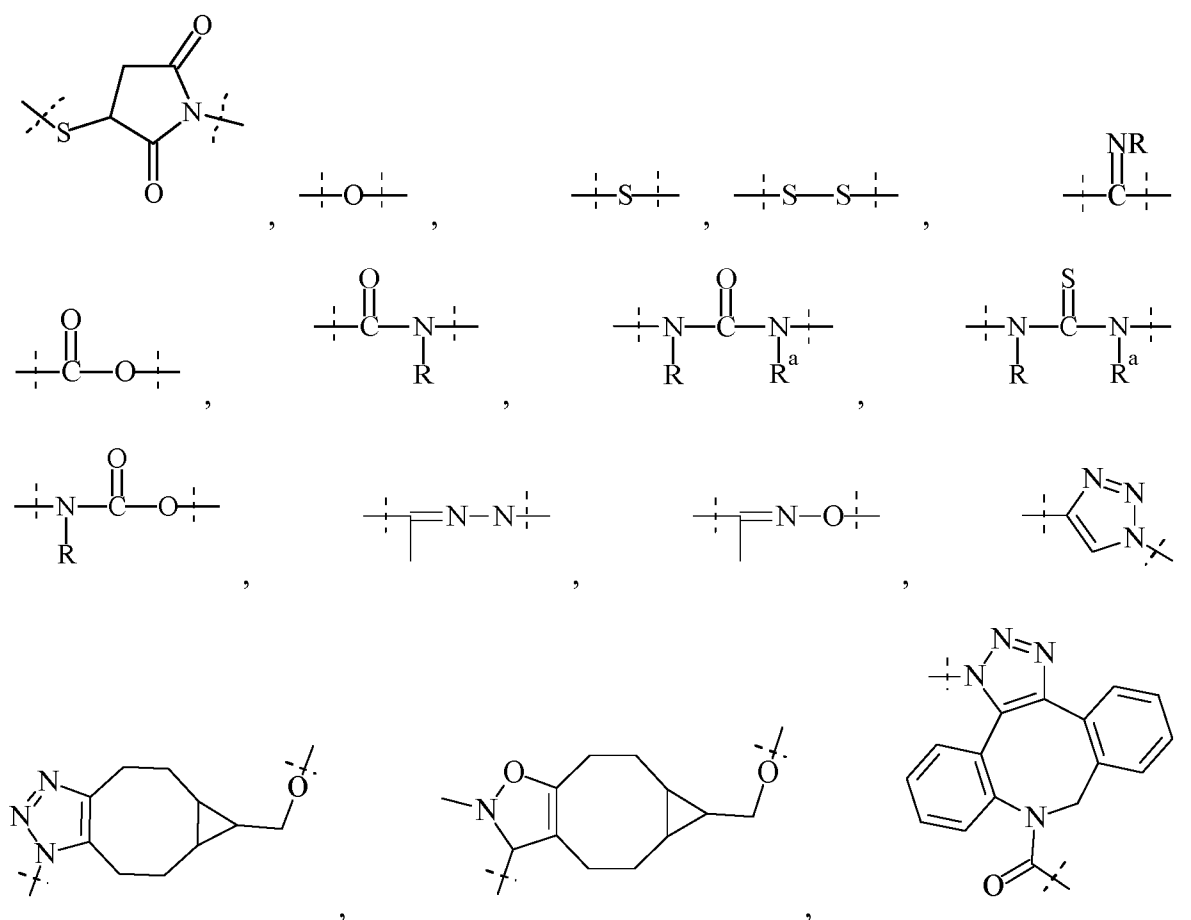
each $-R^{y3}$, $-R^{y3a}$, $-R^{y4}$, $-R^{y4a}$, $-R^{y5}$, $-R^{y5a}$ and $-R^{y5b}$ is independently of each other selected from the group consisting of $-H$, and C_{1-6} alkyl; wherein C_{1-6} alkyl is optionally substituted with one or more halogen, which are the same or different.

- 5 Even more preferably, $-L^2-$ is a C_{1-20} alkyl chain, which is optionally interrupted by one or more groups independently selected from $-O-$, $-T-$ and $-C(O)N(R^{y1})-$; and which C_{1-20} alkyl chain is optionally substituted with one or more groups independently selected from $-OH$, $-T$ and $-C(O)N(R^{y6}R^{y6a})$; wherein $-R^{y1}$, $-R^{y6}$, $-R^{y6a}$ are independently selected from the group consisting of H and C_{1-4} alkyl and wherein T is selected from the group consisting of phenyl, naphthyl, indenyl, indanyl, tetralinyl, C_{3-10} cycloalkyl, 3- to 10-membered heterocyclyl, 8- to 11-membered heterobicyclyl, 8- to 30-membered carbopolycyclyl, and 8- to 30-membered heteropolycyclyl.

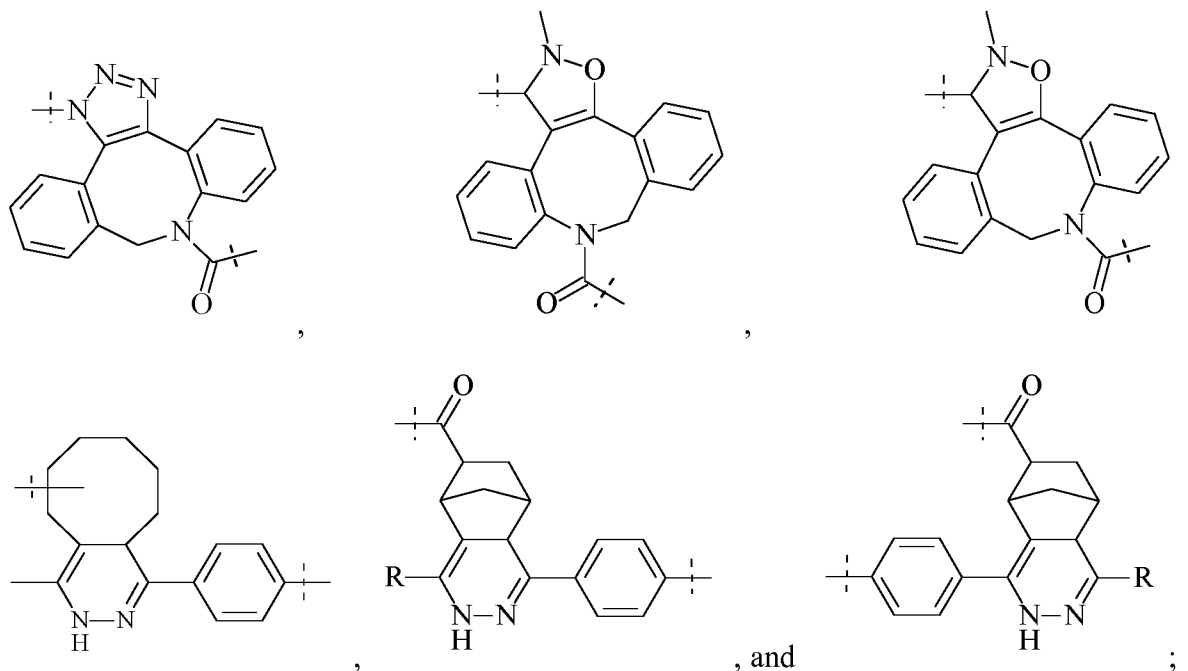
Preferably, $-L^2-$ has a molecular weight in the range of from 14 g/mol to 750 g/mol.

15

Preferably, $-L^2-$ comprises a moiety selected from



20



wherein

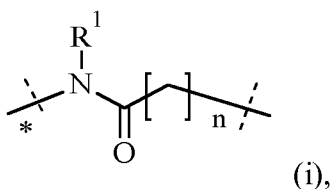
dashed lines indicate attachment to the rest of $-L^2-$, $-L^1-$, $-Z$ and/or $-Z'$, respectively; and

- 5 $-R$ and $-R^a$ are independently of each other selected from the group consisting of $-H$, methyl, ethyl, propyl, butyl, pentyl and hexyl.

In one preferred embodiment $-L^2-$ has a chain lengths of 1 to 20 atoms.

- 10 As used herein the term “chain length” with regard to the moiety $-L^2-$ refers to the number of atoms of $-L^2-$ present in the shortest connection between $-L^1-$ and $-Z$.

Preferably, $-L^2-$ is of formula (i)



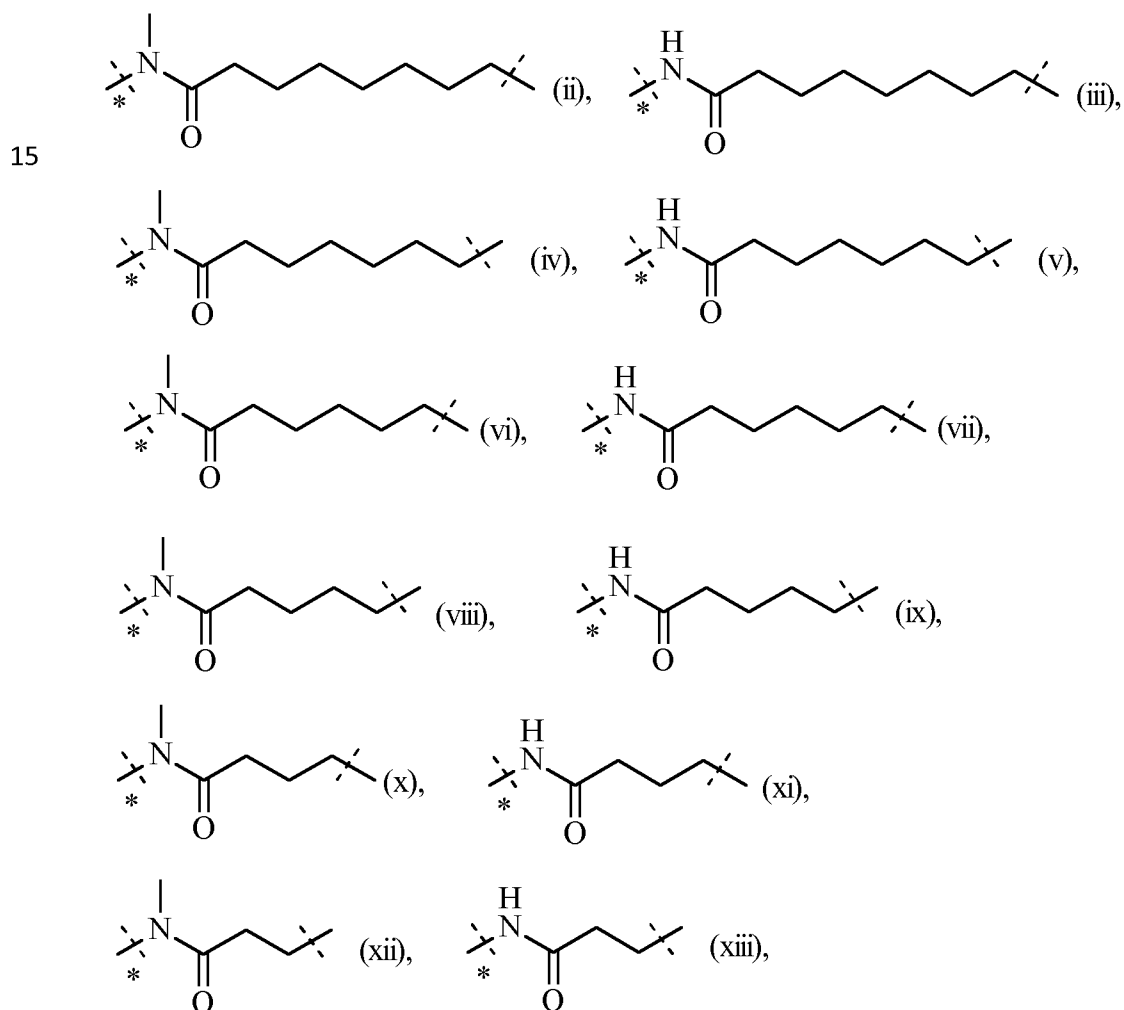
- 15 wherein
- the dashed line marked with the asterisk indicates attachment to $-L^1-$;
- the unmarked dashed line indicates attachment to $-Z$ or $-Z'$;
- $-R^1$ is selected from the group consisting of $-H$, C_{1-6} alkyl, C_{2-6} alkenyl and C_{2-6} alkynyl;
- 20 n is selected from the group consisting of 0, 1, 2, 3, 4, 5, 6, 7, 8, 9, 10, 11, 12, 13, 14, 15, 16, 17 and 18; and

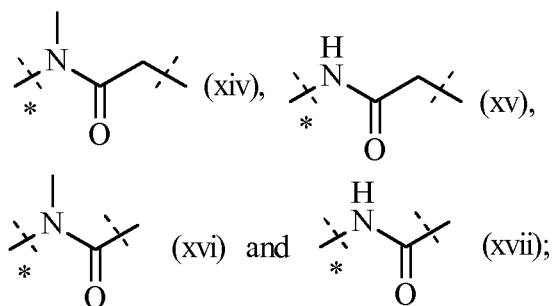
wherein the moiety of formula (i) is optionally further substituted.

Preferably $-R^1$ of formula (i) is selected from the group consisting of -H, methyl, ethyl, propyl, and butyl. Even more preferably $-R^1$ of formula (i) is selected from the group consisting of -H, methyl, ethyl and propyl. Even more preferably $-R^1$ of formula (i) is selected from the group consisting of -H and methyl. Most preferably $-R^1$ of formula (i) is methyl.

Preferably n of formula (i) is selected from the group consisting of 0, 1, 2, 3, 4, 5, 6, 7, 8, 9 and 10. Even more preferably n of formula (i) is selected from the group consisting of 0, 1, 2, 3, 4 and 5. Even more preferably n of formula (i) is selected from the group consisting of 0, 1, 2 and 3. Even more preferably n of formula (i) is selected from the group consisting of 0 and 1. Most preferably n of formula (i) is 0.

In one preferred embodiment $-L^2-$ is a moiety selected from the group consisting of





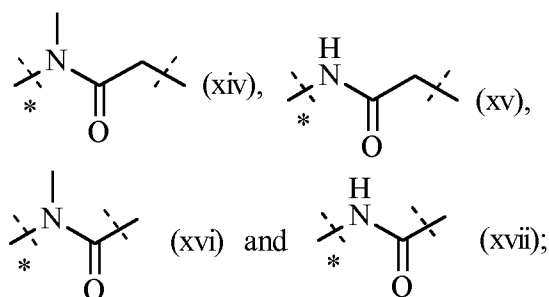
wherein

the dashed line marked with the asterisk indicates attachment to $-L^1-$;

the unmarked dashed line indicates attachment to $-Z$ or $-Z'$; and

- 5 wherein the moieties (ii), (iii), (iv), (v), (vi), (vii), (viii), (ix), (x), (xi), (xii), (xiii), (xiv), (xv), (xvi) and (xvii) are optionally further substituted.

In a preferred embodiment $-L^2-$ is selected from the group consisting of

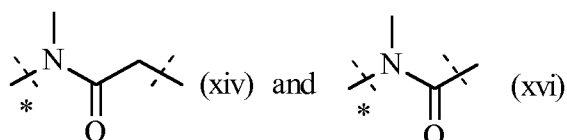


10 wherein

the dashed line marked with the asterisk indicates attachment to $-L^1-$; and

the unmarked dashed line indicates attachment to $-Z$ or $-Z'$.

Even more preferred $-L^2-$ is selected from the group consisting of



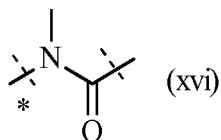
15

wherein

the dashed line marked with the asterisk indicates attachment to $-L^1-$; and

the unmarked dashed line indicates attachment to $-Z$ or $-Z'$.

20 Even more preferably $-L^2-$ is of formula (xvi)



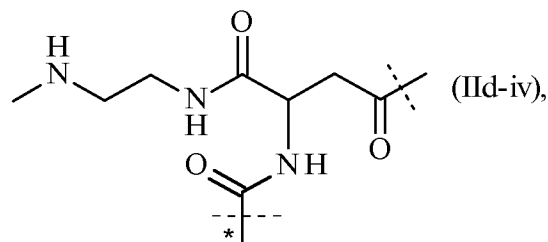
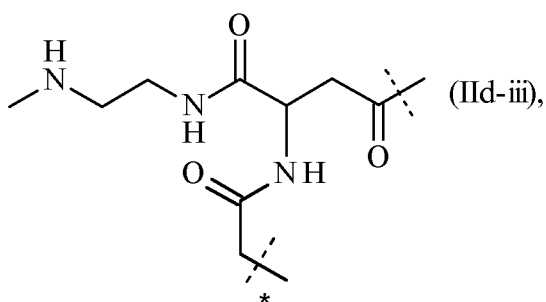
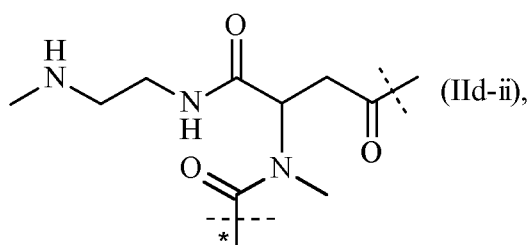
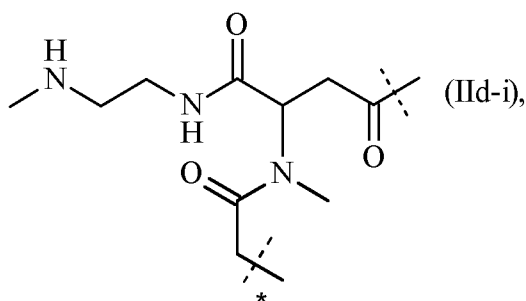
wherein

the dashed line marked with the asterisk indicates attachment to $-L^1-$; and

the unmarked dashed line indicates attachment to $-Z$ or $-Z'$.

5

In one preferred embodiment the moiety $-L^1-L^2-$ is selected from the group consisting of



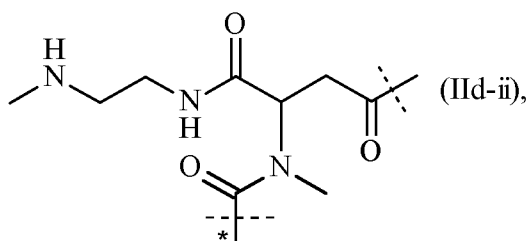
wherein

10

the unmarked dashed line indicates the attachment to a nitrogen of $-D$ which is a CNP agonist moiety by forming an amide bond; and

the dashed line marked with the asterisk indicates attachment to $-Z$ or $-Z'$.

In an even more preferred embodiment the moiety $-L^1-L^2-$ is of formula (II-d-ii)



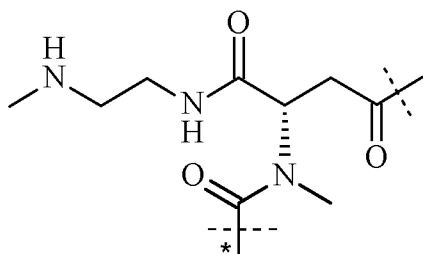
15

wherein

the unmarked dashed line indicates the attachment to a nitrogen of -D which is a CNP agonist moiety by forming an amide bond; and

the dashed line marked with the asterisk indicates attachment to -Z or -Z'.

- 5 In a most preferred embodiment the moiety -L¹-L²- is of formula (II-d-ii ')



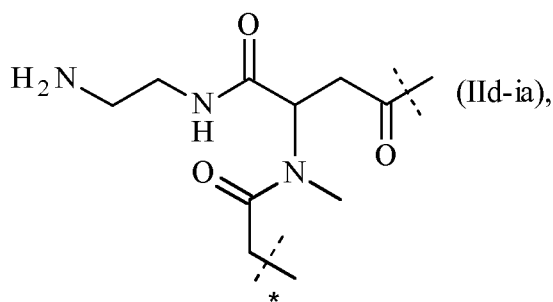
(II-d-ii ')

wherein

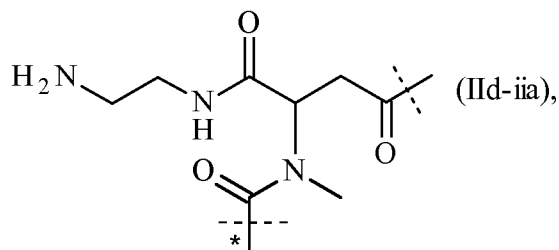
the unmarked dashed line indicates the attachment to a nitrogen of -D which is a CNP agonist moiety by forming an amide bond; and

- 10 the dashed line marked with the asterisk indicates attachment to -Z or -Z'.

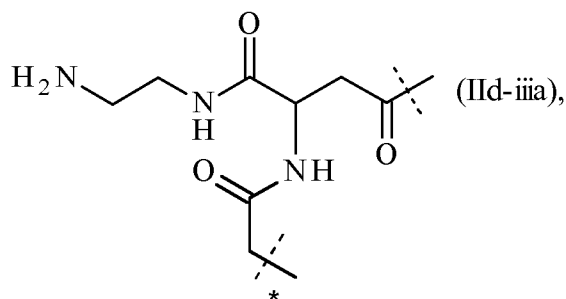
In another preferred embodiment the moiety -L¹-L²- is selected from the group consisting of



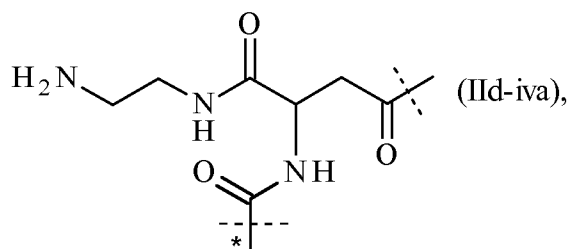
(II-d-ia),



(II-d-iiia),



(II-d-iiia),



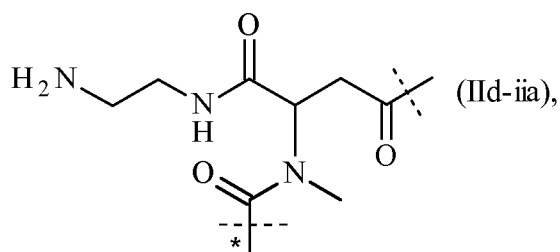
(II-d-iva),

- 15 wherein

the unmarked dashed line indicates the attachment to a nitrogen of -D which is a CNP agonist moiety by forming an amide bond; and

the dashed line marked with the asterisk indicates attachment to -Z or -Z'.

In an even more preferred embodiment the moiety $-L^1-L^2-$ is of formula (II*d*-iia)



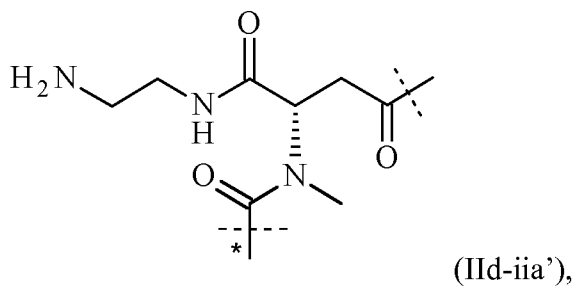
wherein

the unmarked dashed line indicates the attachment to a nitrogen of -D which is a CNP agonist moiety by forming an amide bond; and

5

the dashed line marked with the asterisk indicates attachment to -Z or -Z'.

In a most preferred embodiment the moiety $-L^1-L^2-$ is of formula (II*d*-iia')



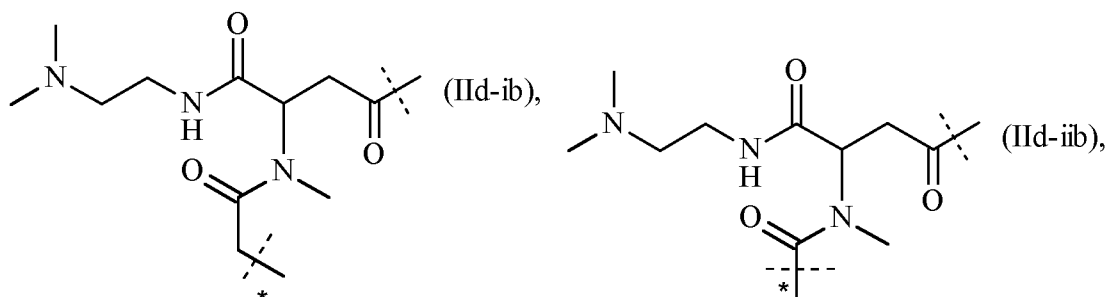
10

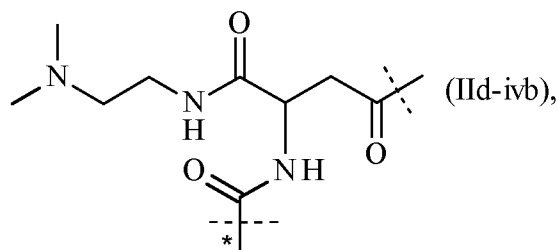
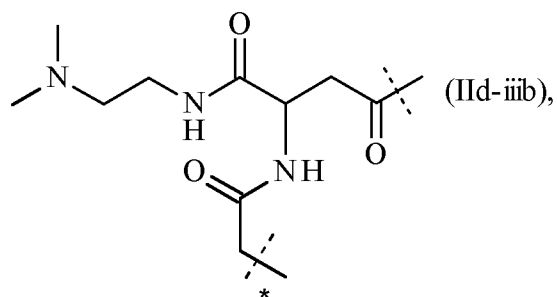
wherein

the unmarked dashed line indicates the attachment to a nitrogen of -D which is a CNP agonist moiety by forming an amide bond; and

the dashed line marked with the asterisk indicates attachment to -Z or -Z'.

15 In another preferred embodiment the moiety $-L^1-L^2-$ is selected from the group consisting of



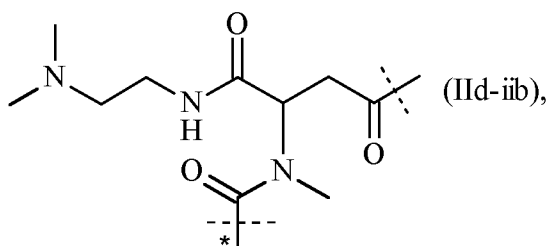


wherein

the unmarked dashed line indicates the attachment to a nitrogen of -D which is a CNP agonist moiety by forming an amide bond; and

5 the dashed line marked with the asterisk indicates attachment to -Z or -Z'.

In an even more preferred embodiment the moiety -L¹-L²- is of formula (IId-iib)

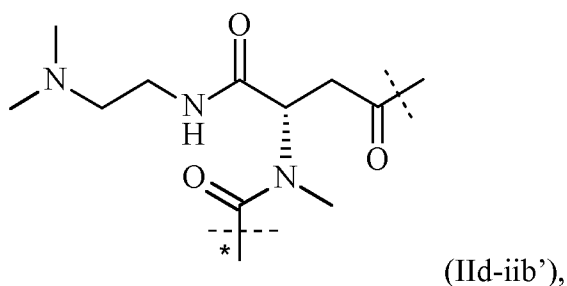


wherein

10 the unmarked dashed line indicates the attachment to a nitrogen of -D which is a CNP agonist moiety by forming an amide bond; and

the dashed line marked with the asterisk indicates attachment to -Z or -Z'.

In a most preferred embodiment the moiety -L¹-L²- is of formula (IId-iib')



15

wherein

the unmarked dashed line indicates the attachment to a nitrogen of -D which is a CNP agonist moiety by forming an amide bond; and

the dashed line marked with the asterisk indicates attachment to -Z or -Z'.

20

Preferably, -Z of formula (Ia) or (Ib) has a molecular weight ranging from 5 to 200 kDa. Even more preferably, -Z of formula (Ia) or (Ib) has a molecular weight ranging from 8 to 100 kDa, even more preferably ranging from 10 to 80 kDa, even more preferably from 12 to 60, even more preferably from 15 to 40 and most preferably -Z of formula (Ia) or (Ib) has a molecular weight of about 20 kDa. In another equally preferred embodiment -Z of formula (Ia) or (Ib) has a molecular weight of about 40 kDa.

The carrier -Z of formula (Ia) or (Ib) comprises a C₈₋₂₄ alkyl moiety or a polymer. Preferably, -Z of formula (Ia) or (Ib) comprises a polymer, preferably a polymer selected from the group consisting of 2-methacryloyl-oxyethyl phosphoyl cholins, poly(acrylic acids), poly(acrylates), poly(acrylamides), poly(alkyloxy) polymers, poly(amides), poly(amidoamines), poly(amino acids), poly(anhydrides), poly(aspartamides), poly(butyric acids), poly(glycolic acids), polybutylene terephthalates, poly(caprolactones), poly(carbonates), poly(cyanoacrylates), poly(dimethylacrylamides), poly(esters), poly(ethylenes), poly(ethyleneglycols), poly(ethylene oxides), poly(ethyl phosphates), poly(ethyloxazolines), poly(glycolic acids), poly(hydroxyethyl acrylates), poly(hydroxyethyl-oxazolines), poly(hydroxymethacrylates), poly(hydroxypropylmethacrylamides), poly(hydroxypropyl methacrylates), poly(hydroxypropyloxazolines), poly(iminocarbonates), poly(lactic acids), poly(lactic-co-glycolic acids), poly(methacrylamides), poly(methacrylates), poly(methyloxazolines), poly(organophosphazenes), poly(ortho esters), poly(oxazolines), poly(propylene glycols), poly(siloxanes), poly(urethanes), poly(vinyl alcohols), poly(vinyl amines), poly(vinylmethylethers), poly(vinylpyrrolidones), silicones, celluloses, carbomethyl celluloses, hydroxypropyl methylcelluloses, chitins, chitosans, dextrans, dextrans, gelatins, hyaluronic acids and derivatives, functionalized hyaluronic acids, mannans, pectins, rhamnogalacturonans, starches, hydroxyalkyl starches, hydroxyethyl starches and other carbohydrate-based polymers, xylans, and copolymers thereof.

In another preferred embodiment, -Z of formula (Ia) or (Ib) comprises a fatty acid derivate. Preferred fatty acid derivatives are those disclosed in WO 2005/027978 A2 and WO 2014/060512 A1 which are herewith incorporated by reference.

In one embodiment -Z of formula (Ia) or (Ib) comprises a protein. Preferred proteins are selected from the group consisting of carboxyl-terminal peptide of the chorionic gonadotropin as described in US 2012/0035101 A1 which are herewith incorporated by reference; albumin;

XTEN sequences as described in WO 2011123813 A2 which are herewith incorporated by reference; proline/alanine random coil sequences as described in WO 2011/144756 A1 which are herewith incorporated by reference; proline/alanine/serine random coil sequences as described in WO 2008/155134 A1 and WO 2013/024049 A1 which are herewith incorporated
5 by reference; and Fc fusion proteins.

In one embodiment -Z of formula (Ia) or (Ib) is a polysarcosine.

In another preferred embodiment -Z of formula (Ia) or (Ib) comprises a poly(N-
10 methylglycine).

In a particularly preferred embodiment -Z of formula (Ia) or (Ib) comprises a random coil protein moiety.

15 In one preferred embodiment -Z of formula (Ia) or (Ib) comprises one random coil protein moiety.

In another preferred embodiment -Z of formula (Ia) or (Ib) comprises two random coil protein moieties.

20

In another preferred embodiment -Z of formula (Ia) or (Ib) comprises three random coil protein moieties.

In another preferred embodiment -Z of formula (Ia) or (Ib) comprises four random coil
25 protein moieties.

In another preferred embodiment -Z of formula (Ia) or (Ib) comprises five random coil protein moieties.

30 In another preferred embodiment -Z of formula (Ia) or (Ib) comprises six random coil protein moieties.

In another preferred embodiment -Z of formula (Ia) or (Ib) comprises seven random coil protein moieties.

In another preferred embodiment -Z of formula (Ia) or (Ib) comprises eight random coil protein moieties.

- 5 Preferably such random coil protein moiety comprises at least 25 amino acid residues and at most 2000 amino acids. Even more preferably such random coil protein moiety comprises at least 30 amino acid residues and at most 1500 amino acid residues. Even more preferably such random coil protein moiety comprises at least 50 amino acid residues and at most 500 amino acid residues.

10

In a preferred embodiment, -Z of formula (Ia) or (Ib) comprises a random coil protein moiety of which at least 80%, preferably at least 85%, even more preferably at least 90%, even more preferably at least 95%, even more preferably at least 98% and most preferably at least 99% of the total number of amino acids forming said random coil protein moiety are selected from alanine and proline. Even more preferably, at least 10%, but less than 75%, preferably less than 65%, of the total number of amino acid residues of such random coil protein moiety are proline residues. Preferably, such random coil protein moiety is as described in WO 2011/144756 A1 which is hereby incorporated by reference in its entirety. Even more preferably -Z comprises at least one moiety selected from the group consisting of SEQ ID 15 NO:1, SEQ ID NO:2, SEQ ID NO:3, SEQ ID NO:4, SEQ ID NO:5, SEQ ID NO:6, SEQ ID NO:7, SEQ ID NO:8, SEQ ID NO:9, SEQ ID NO:10, SEQ ID NO:11, SEQ ID NO:12, SEQ ID NO:13, SEQ ID NO:14, SEQ ID NO:15, SEQ ID NO:16, SEQ ID NO:17, SEQ ID NO:51 and SEQ ID NO:61 as disclosed in WO2011/144756 which are hereby incorporated by reference. A moiety comprising such random coil protein comprising alanine and proline will 20 be referred to as "PA" or "PA moiety".

25

Accordingly, -Z of formula (Ia) or (Ib) comprises a PA moiety.

In an equally preferred embodiment, -Z of formula (Ia) or (Ib) comprises a random coil 30 protein moiety of which at least 80%, preferably at least 85%, even more preferably at least 90%, even more preferably at least 95%, even more preferably at least 98% and most preferably at least 99% of the total number of amino acids forming said random coil protein moiety are selected from alanine, serine and proline. Even more preferably, at least 4%, but less than 40% of the total number of amino acid residues of such random coil protein moiety

are proline residues. Preferably, such random coil protein moiety is as described in WO 2008/155134 A1 which is hereby incorporated by reference in its entirety. Even more preferably -Z of formula (Ia) or (Ib) comprises at least one moiety selected from the group consisting of SEQ ID NO:2, SEQ ID NO:4, SEQ ID NO:6, SEQ ID NO:8, SEQ ID NO:10, SEQ ID NO:12, SEQ ID NO:14, SEQ ID NO:16, SEQ ID NO:18, SEQ ID NO:20, SEQ ID NO:22, SEQ ID NO:24, SEQ ID NO:26, SEQ ID NO:28, SEQ ID NO:30, SEQ ID NO:32, SEQ ID NO:34, SEQ ID NO:36, SEQ ID NO:40, SEQ ID NO:42, SEQ ID NO:44, SEQ ID NO:46, SEQ ID NO:50, SEQ ID NO:52, SEQ ID NO:54 and SEQ ID NO:56 as disclosed in WO 2008/155134 A1, which are hereby incorporated by reference. A moiety comprising such random coil protein moiety comprising alanine, serine and proline will be referred to as "PAS" or "PAS moiety".

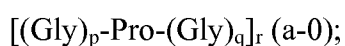
Accordingly, -Z of formula (Ia) or (Ib) comprises a PAS moiety.

In an equally preferred embodiment, -Z of formula (Ia) or (Ib) comprises a random coil protein moiety of which at least 80%, preferably at least 85%, even more preferably at least 90%, even more preferably at least 95%, even more preferably at least 98% and most preferably at least 99% of the total number of amino acids forming said random coil protein moiety are selected from alanine, glycine and proline. A moiety comprising such random coil protein moiety comprising alanine, glycine and proline will be referred to as "PAG" or "PAG moiety".

Accordingly, -Z of formula (Ia) or (Ib) comprises a PAG moiety.

In an equally preferred embodiment, -Z of formula (Ia) or (Ib) comprises a random coil protein moiety of which at least 80%, preferably at least 85%, even more preferably at least 90%, even more preferably at least 95%, even more preferably at least 98% and most preferably at least 99% of the total number of amino acids forming said random coil protein moiety are selected from proline and glycine. A moiety comprising such random coil protein moiety comprising proline and glycine will be referred to as "PG" or "PG moiety".

Preferably, such PG moiety comprises a moiety of formula (a-0)



wherein

p is selected from the group consisting of 0, 1, 2, 3, 4 and 5;

q is selected from the group consisting of 0, 1, 2, 3, 4 and 5;

r is an integer ranging from and including 10 to 1000;

provided that at least one of p and q is at least 1;

5

Preferably, p of formula (a-0) is selected from the group consisting of 1, 2 and 3.

Preferably, q of formula (a-0) is selected from 0, 1 and 2.

10 Even more preferably the PG moiety comprises the sequence of SEQ ID NO:97:
GGPGGPGPGGPGGPGGGPG

Even more preferably, the PG moiety comprises the sequence of formula (a-0-a)

(GGPGGPGPGGPGGPGGGPG)_v (a-0-a),

15 wherein

v is an integer ranging from and including 1 to 50.

It is understood that the sequence of formula (a-0-a) comprises v replicates of the sequence of
SEQ ID NO:97.

20

Accordingly, -Z of formula (Ia) or (Ib) comprises a PG moiety.

In an equally preferred embodiment, -Z of formula (Ia) or (Ib) comprises a random coil
protein moiety of which at least 80%, preferably at least 85%, even more preferably at least
25 90%, even more preferably at least 95%, even more preferably at least 98% and most
preferably at least 99% of the total number of amino acids forming said random coil protein
moiety are selected from alanine, glycine, serine, threonine, glutamate and proline. Preferably,
such random coil protein moiety is as described in WO 2010/091122 A1 which is hereby
incorporated by reference. Even more preferably -Z of formula (Ia) or (Ib) comprises at least
30 one moiety selected from the group consisting of SEQ ID NO:182, SEQ ID NO:183, SEQ ID
NO:184; SEQ ID NO:185, SEQ ID NO:186, SEQ ID NO:187, SEQ ID NO:188, SEQ ID
NO:189, SEQ ID NO:190, SEQ ID NO:191, SEQ ID NO:192, SEQ ID NO:193, SEQ ID
NO:194, SEQ ID NO:195, SEQ ID NO:196, SEQ ID NO:197, SEQ ID NO:198, SEQ ID
NO:199, SEQ ID NO:200, SEQ ID NO:201, SEQ ID NO:202, SEQ ID NO:203, SEQ ID

NO:204, SEQ ID NO:205, SEQ ID NO:206, SEQ ID NO:207, SEQ ID NO:208, SEQ ID NO:209, SEQ ID NO:210, SEQ ID NO:211, SEQ ID NO:212, SEQ ID NO:213, SEQ ID NO:214, SEQ ID NO:215, SEQ ID NO:216, SEQ ID NO:217, SEQ ID NO:218, SEQ ID NO:219, SEQ ID NO:220, SEQ ID NO:221, SEQ ID NO:759, SEQ ID NO:760, SEQ ID NO:761, SEQ ID NO:762, SEQ ID NO:763, SEQ ID NO:764, SEQ ID NO:765, SEQ ID NO:766, SEQ ID NO:767, SEQ ID NO:768, SEQ ID NO:769, SEQ ID NO:770, SEQ ID NO:771, SEQ ID NO:772, SEQ ID NO:773, SEQ ID NO:774, SEQ ID NO:775, SEQ ID NO:776, SEQ ID NO:777, SEQ ID NO:778, SEQ ID NO:779, SEQ ID NO:1715, SEQ ID NO:1716, SEQ ID NO:1718, SEQ ID NO:1719, SEQ ID NO:1720, SEQ ID NO:1721 and SEQ ID NO:1722 as disclosed in WO2010/091122A1, which are hereby incorporated by reference. A moiety comprising such random coil protein moiety comprising alanine, glycine, serine, threonine, glutamate and proline will be referred to as "XTEN" or "XTEN moiety" in line with its designation in WO 2010/091122 A1.

15 Accordingly, -Z of formula (Ia) or (Ib) comprises an XTEN moiety.

In another preferred embodiment -Z of formula (Ia) or (Ib) is a hyaluronic acid-based polymer.

20 In one embodiment -Z of formula (Ia) or (Ib) is a carrier as disclosed in WO 2013/024047 A1 which is herewith incorporated by reference.

In another embodiment -Z of formula (Ia) or (Ib) is a carrier as disclosed in WO 2013/024048 A1 which is herewith incorporated by reference.

25

In another preferred embodiment -Z of formula (Ia) or (Ib) is a PEG-based polymer. Even more preferably -Z is a branched or multi-arm PEG-based polymer.

30 In a preferred embodiment -Z of formula (Ia) or (Ib) is a branched polymer. In one embodiment -Z of formula (Ia) or (Ib) is a branched polymer having one, two, three, four, five or six branching points. Preferably, -Z of formula (Ia) or (Ib) is a branched polymer having one, two or three branching points. In one embodiment -Z of formula (Ia) or (Ib) is a branched polymer having one branching point. In another embodiment -Z of formula (Ia) or

(Ib) is a branched polymer having two branching points. In another embodiment -Z of formula (Ia) or (Ib) is a branched polymer having three branching points.

A branching point is preferably selected from the group consisting of -N<, -CH< and >C<.

5

Preferably such branched moiety -Z of formula (Ia) or (Ib) is PEG-based.

In one embodiment such branched moiety -Z of formula (Ia) or (Ib) has a molecular weight ranging from and including 5 kDa to 500 kDa, more preferably ranging from and including 10 kDa to 250 Da, even more preferably ranging from and including 10 kDa to 150 kDa, even more preferably ranging from and including 12 kDa to 100 kDa and most preferably ranging from and including 15 kDa to 80 kDa.

Preferably, such branched moiety -Z of formula (Ia) or (Ib) has a molecular weight ranging from and including 10 kDa to 80 kDa. In one embodiment the molecular weight is about 10 kDa. In another embodiment the molecular weight of such branched moiety -Z of formula (Ia) or (Ib) is about 20 kDa. In another embodiment the molecular weight of such branched moiety -Z of formula (Ia) or (Ib) is about 30 kDa. In another embodiment the molecular weight of such a branched moiety -Z of formula (Ia) or (Ib) is about 40 kDa. In another embodiment the molecular weight of such a branched moiety -Z of formula (Ia) or (Ib) is about 50 kDa. In another embodiment the molecular weight of such a branched moiety -Z of formula (Ia) or (Ib) is about 60 kDa. In another embodiment the molecular weight of such a branched moiety -Z of formula (Ia) or (Ib) is about 70 kDa. In another embodiment the molecular weight of such a branched moiety -Z of formula (Ia) or (Ib) is about 80 kDa. Most preferably, such branched moiety -Z of formula (Ia) or (Ib) has a molecular weight of about 40 kDa.

Applicants found that an N-terminal attachment of a moiety -L¹-L²-Z is significantly more efficient with regard to NEP-stability than attachment at an internal site and that the least efficient attachment site with regard to NEP-stability is at the ring part of a CNP moiety. However, applicants surprisingly found that this disadvantage of attachment to the ring with regard to NEP-stability can be compensated by using a branched moiety -Z having a molecular weight of at least 10 kDa, such as at least 12 kDa, such as at least 15 kDa, such as at least 18 kDa, such as at least 20 kDa, such as at least 24 kDa, such as at least 25 kDa, such

as at least 27 kDa, such as at least 30 kDa. Preferably, such branched moiety -Z has a molecular weight of no more than 500 kDa, preferably of no more than 250 kDa, preferably of no more than 200 Da, preferably of no more than 150 kDa and most preferably no more than 100 kDa. Most preferably such branched moiety -Z has a molecular weight of about 40
5 kDa. Consequently, the use of such branched moiety -Z at the ring part of the CNP moiety does not only lead to increased NEP-stability, but combines increased NEP-stability with reduced NPR-B binding associated with attachment to the ring.

It was surprisingly found that even though the ring moiety is involved in NPR-C binding,
10 attachment of a 5 kDa carrier to the ring moiety did not have a significant effect on NPR-C affinity. Furthermore, it was surprisingly found that a 4x 10 kDa carrier, i.e. a branched carrier having four 10 kDa arms, attached to the ring moiety is more efficient in reducing NPR-C affinity than a 2x 20 kDa carrier, i.e. a brached carrier having two 20 kDa arms, even though the total molecular weight was the same. It is thus not only the total molecular weight
15 of the carrier attached to the ring moiety, but the particular branching pattern of the carrier that influences NPR-C binding affinity.

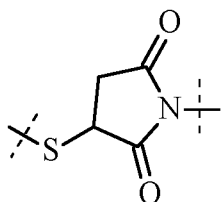
This finding is also supported by the NPR-C affinity measured with a 4-arm 40 kDa carrier having a different branching pattern which still exhibited a high NPR-C affinity.
20

In summary, it was surprisingly found that NPR-C affinity can be efficiently reduced with a multi-branched carrier attached to the ring moiety having a first branching point close to the CNP moiety, such as less than 300 atoms from the CNP moiety, preferably 200 atoms from the CNP moiety, even more preferably 100 atoms from the CNP moiety, even more
25 preferably less than 50 atoms from the CNP moiety, even more preferably less than 25 atoms from the CNP moiety and most preferably less than 10 atoms from the CNP moiety.

Even more preferably, one or more further branching point(s) is/are located within less than 500 atoms from the CNP moiety, even more preferably 300 atoms from the CNP moiety, even
30 more preferably less than 200 atoms from the CNP moiety, even more preferably less than 100 atoms from the CNP moiety, even more preferably less than 75 atoms from the CNP moiety, even more preferably less than 50 atoms from the CNP moiety, even more preferably less than 40 atoms from the CNP moiety and most preferably less than 35 atoms from the CNP moiety.

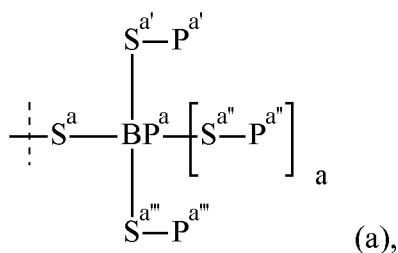
It was in addition also found that such branching pattern is beneficial for *in vivo* stability of the CNP moiety, i.e. protection against proteolytic degradation. It was surprisingly found that N-terminal degradation was stronger when using a 2x 20 kDa carrier compared to 4x 10 kDa carrier. Likewise, using a 4-arm 40 kDa carrier having a different branching pattern exhibited even stronger N-terminal degradation.

Preferably, -Z or -Z' comprises a moiety



10 In an equally preferred embodiment -Z or -Z' comprises an amide bond.

In one embodiment -Z of formula (Ia) or (Ib) comprises a moiety of formula (a)



wherein

15 the dashed line indicates attachment to $-L^2$ - or to the remainder of -Z;
 BP^a is a branching point selected from the group consisting of -N<, -CR< and >C<;
 -R is selected from the group consisting of -H and C₁₋₆ alkyl;
 a is 0 if BP^a is -N< or -CR< and a is 1 if BP^a is >C<;
 -S^a-, -S^{a'}-, -S^{a''}- and -S^{a'''}- are independently of each other a chemical bond or are
 20 selected from the group consisting of C₁₋₅₀ alkyl, C₂₋₅₀ alkenyl, and C₂₋₅₀ alkynyl;
 wherein C₁₋₅₀ alkyl, C₂₋₅₀ alkenyl, and C₂₋₅₀ alkynyl are optionally substituted with one
 or more -R¹, which are the same or different and wherein C₁₋₅₀ alkyl, C₂₋₅₀ alkenyl, and
 C₂₋₅₀ alkynyl are optionally interrupted by one or more groups selected from the group
 consisting of -T-, -C(O)O-, -O-, -C(O)-, -C(O)N(R²)-, -S(O)₂N(R²)-, -S(O)N(R²)-,
 25 -S(O)₂-, -S(O)-, -N(R²)S(O)₂N(R^{2a})-, -S-, -N(R²)-, -OC(OR²)(R^{2a})-,
 -N(R²)C(O)N(R^{2a})-, and -OC(O)N(R²)-;

each -T- is independently selected from the group consisting of phenyl, naphthyl, indenyl, indanyl, tetralinyl, C₃₋₁₀ cycloalkyl, 3- to 10-membered heterocyclyl, 8- to 11-membered heterobicycyl, 8-to 30-membered carbopolycyclyl, and 8- to 30-membered heteropolycyclyl; wherein each -T- is independently optionally substituted

5

with one or more -R¹, which are the same or different;
 each -R¹ is independently selected from the group consisting of halogen, -CN, oxo (=O), -COOR³, -OR³, -C(O)R³, -C(O)N(R³R^{3a}), -S(O)₂N(R³R^{3a}), -S(O)N(R³R^{3a}), -S(O)₂R³, -S(O)R³, -N(R³)S(O)₂N(R^{3a}R^{3b}), -SR³, -N(R³R^{3a}), -NO₂, -OC(O)R³, -N(R³)C(O)R^{3a}, -N(R³)S(O)₂R^{3a}, -N(R³)S(O)R^{3a}, -N(R³)C(O)OR^{3a}, -N(R³)C(O)N(R^{3a}R^{3b}), -OC(O)N(R³R^{3a}), and C₁₋₆ alkyl; wherein C₁₋₆ alkyl is optionally substituted with one or more halogen, which are the same or different;

10

each -R², -R^{2a}, -R³, -R^{3a} and -R^{3b} is independently selected from the group consisting of -H, and C₁₋₆ alkyl, wherein C₁₋₆ alkyl is optionally substituted with one or more halogen, which are the same or different; and

15

-P^{a'}, -P^{a''} and -P^{a'''} are independently a polymeric moiety.

Optionally, the moiety of formula (a) is substituted with one or more substituents.

In one embodiment BP^a of formula (a) is -N<.

20

In another embodiment BP^a of formula (a) is -CR<. Preferably, -R is -H. Accordingly, a of formula (a) is preferably 0.

In another embodiment BP^a of formula (a) is >C<.

25

In one embodiment -S^a- of formula (a) is a chemical bond.

In another embodiment -S^a- of formula (a) is selected from the group consisting of C₁₋₁₀ alkyl, C₂₋₁₀ alkenyl and C₂₋₁₀ alkynyl, which C₁₋₁₀ alkyl, C₂₋₁₀ alkenyl and C₂₋₁₀ alkynyl are optionally interrupted by one or more chemical groups selected from the group consisting of -C(O)O-, -O-, -C(O)-, -C(O)N(R⁴)-, -S(O)₂N(R⁴)-, -S(O)N(R⁴)-, -S(O)₂-, -S(O)-, -N(R⁴)S(O)₂N(R^{4a})-, -S-, -N(R⁴)-, -OC(OR⁴)(R^{4a})-, -N(R⁴)C(O)N(R^{4a})-, and -OC(O)N(R⁴)-; wherein -R⁴ and -R^{4a} are independently selected from the group consisting of -H, methyl, ethyl, propyl and butyl. Preferably -S^a- of formula (a) is selected from the group consisting of

30

methyl, ethyl, propyl, butyl, which are optionally interrupted by one or more chemical groups selected from the group consisting of -O-, -C(O)- and -C(O)N(R⁴)-.

In one embodiment -S^{a'} - of formula (a) is a chemical bond.

5

In another embodiment -S^{a'} - of formula (a) is selected from the group consisting of C₁₋₁₀ alkyl, C₂₋₁₀ alkenyl and C₂₋₁₀ alkynyl, which C₁₋₁₀ alkyl, C₂₋₁₀ alkenyl and C₂₋₁₀ alkynyl are optionally interrupted by one or more chemical groups selected from the group consisting of -C(O)O-, -O-, -C(O)-, -C(O)N(R⁴)-, -S(O)₂N(R⁴)-, -S(O)N(R⁴)-, -S(O)₂-, -S(O)-, -N(R⁴)S(O)₂N(R^{4a})-, -S-, -N(R⁴)-, -OC(OR⁴)(R^{4a})-, -N(R⁴)C(O)N(R^{4a})-, and -OC(O)N(R⁴)-; wherein -R⁴ and -R^{4a} are independently selected from the group consisting of -H, methyl, ethyl, propyl and butyl. Preferably -S^{a'} - of formula (a) is selected from the group consisting of methyl, ethyl, propyl, butyl, which are optionally interrupted by one or more chemical groups selected from the group consisting of -O-, -C(O)- and -C(O)N(R⁴)-.

15

In one embodiment -S^{a''} - of formula (a) is a chemical bond.

In another embodiment -S^{a''} - of formula (a) is selected from the group consisting of C₁₋₁₀ alkyl, C₂₋₁₀ alkenyl and C₂₋₁₀ alkynyl, which C₁₋₁₀ alkyl, C₂₋₁₀ alkenyl and C₂₋₁₀ alkynyl are optionally interrupted by one or more chemical groups selected from the group consisting of -C(O)O-, -O-, -C(O)-, -C(O)N(R⁴)-, -S(O)₂N(R⁴)-, -S(O)N(R⁴)-, -S(O)₂-, -S(O)-, -N(R⁴)S(O)₂N(R^{4a})-, -S-, -N(R⁴)-, -OC(OR⁴)(R^{4a})-, -N(R⁴)C(O)N(R^{4a})-, and -OC(O)N(R⁴)-; wherein -R⁴ and -R^{4a} are independently selected from the group consisting of -H, methyl, ethyl, propyl and butyl. Preferably -S^{a''} - of formula (a) is selected from the group consisting of methyl, ethyl, propyl, butyl, which are optionally interrupted by one or more chemical groups selected from the group consisting of -O-, -C(O)- and -C(O)N(R⁴)-.

In one embodiment -S^{a'''} - of formula (a) is a chemical bond.

In another embodiment -S^{a'''} - of formula (a) is selected from the group consisting of C₁₋₁₀ alkyl, C₂₋₁₀ alkenyl and C₂₋₁₀ alkynyl, which C₁₋₁₀ alkyl, C₂₋₁₀ alkenyl and C₂₋₁₀ alkynyl are optionally interrupted by one or more chemical groups selected from the group consisting of -C(O)O-, -O-, -C(O)-, -C(O)N(R⁴)-, -S(O)₂N(R⁴)-, -S(O)N(R⁴)-, -S(O)₂-, -S(O)-, -N(R⁴)S(O)₂N(R^{4a})-, -S-, -N(R⁴)-, -OC(OR⁴)(R^{4a})-, -N(R⁴)C(O)N(R^{4a})-, and -OC(O)N(R⁴)-;

30

wherein $-R^4$ and $-R^{4a}$ are independently selected from the group consisting of -H, methyl, ethyl, propyl and butyl. Preferably $-S^{a''}$ of formula (a) is selected from the group consisting of methyl, ethyl, propyl, butyl, which are optionally interrupted by one or more chemical groups selected from the group consisting of -O-, -C(O)- and -C(O)N(R^4)-.

5

Preferably, $-P^{a'}$, $-P^{a''}$ and $-P^{a'''}$ of formula (a) independently comprise a polymer selected from the group consisting of 2-methacryloyl-oxyethyl phosphoyl cholins, poly(acrylic acids), poly(acrylates), poly(acrylamides), poly(alkyloxy) polymers, poly(amides), poly(amidoamines), poly(amino acids), poly(anhydrides), poly(aspartamides), poly(butyric acids), poly(glycolic acids), polybutylene terephthalates, poly(caprolactones), poly(carbonates), poly(cyanoacrylates), poly(dimethylacrylamides), poly(esters), poly(ethylenes), poly(ethyleneglycols), poly(ethylene oxides), poly(ethyl phosphates), poly(ethyloxazolines), poly(glycolic acids), poly(hydroxyethyl acrylates), poly(hydroxyethyl-oxazolines), poly(hydroxymethacrylates), poly(hydroxypropylmethacrylamides), poly(hydroxypropyl methacrylates), poly(hydroxypropyloxazolines), poly(iminocarbonates), poly(lactic acids), poly(lactic-co-glycolic acids), poly(methacrylamides), poly(methacrylates), poly(methyloxazolines), poly(organophosphazenes), poly(ortho esters), poly(oxazolines), poly(propylene glycols), poly(siloxanes), poly(urethanes), poly(vinyl alcohols), poly(vinyl amines), poly(vinylmethylethers), poly(vinylpyrrolidones), silicones, celluloses, carbomethyl celluloses, hydroxypropyl methylcelluloses, chitins, chitosans, dextrans, dextrans, gelatins, hyaluronic acids and derivatives, functionalized hyaluronic acids, mannans, pectins, rhamnogalacturonans, starches, hydroxyalkyl starches, hydroxyethyl starches and other carbohydrate-based polymers, xylans, and copolymers thereof.

Preferably, $-P^{a'}$, $-P^{a''}$ and $-P^{a'''}$ of formula (a) independently have a molecular weight ranging from and including 5 kDa to 50 kDa, more preferably have a molecular weight ranging from and including 5 kDa to 40 kDa, even more preferably ranging from and including 7.5 kDa to 35 kDa, even more preferably ranging from and including 7.5 to 30 kDa, even more preferably ranging from and including 10 to 30 kDa.

30

In one embodiment $-P^{a'}$, $-P^{a''}$ and $-P^{a'''}$ of formula (a) have a molecular weight of about 5 kDa. In another embodiment $-P^{a'}$, $-P^{a''}$ and $-P^{a'''}$ of formula (a) have a molecular weight of about 7.5 kDa.

In another embodiment $-P^{a'}$, $-P^{a''}$ and $-P^{a'''}$ of formula (a) have a molecular weight of about 10 kDa.

5 In another embodiment $-P^{a'}$, $-P^{a''}$ and $-P^{a'''}$ of formula (a) have a molecular weight of about 12.5 kDa.

In another embodiment $-P^{a'}$, $-P^{a''}$ and $-P^{a'''}$ of formula (a) have a molecular weight of about 15 kDa.

10 In another embodiment $-P^{a'}$, $-P^{a''}$ and $-P^{a'''}$ of formula (a) have a molecular weight of about 20 kDa.

More preferably, $-P^{a'}$, $-P^{a''}$ and $-P^{a'''}$ of formula (a) independently comprise a PEG-based moiety. Even more preferably, $-P^{a'}$, $-P^{a''}$ and $-P^{a'''}$ of formula (a) independently comprise a
15 PEG-based moiety comprising at least 20% PEG, even more preferably at least 30%, even more preferably at least 40% PEG, even more preferably at least 50% PEG, even more preferably at least 60% PEG, even more preferably at least 70% PEG, even more preferably at least 80% PEG and most preferably at least 90% PEG.

20 In an equally preferred embodiment $-P^{a'}$, $-P^{a''}$ and $-P^{a'''}$ of formula (a) independently comprise a protein moiety, more preferably a random coil protein moiety and most preferably a random coil protein moiety selected from the group consisting of PA, PAS, PAG, PG and XTEN moieties.

25 In one embodiment $-P^{a'}$, $-P^{a''}$ and $-P^{a'''}$ of formula (a) are a PA moiety.

In another embodiment $-P^{a'}$, $-P^{a''}$ and $-P^{a'''}$ of formula (a) are a PAS moiety.

In another embodiment $-P^{a'}$, $-P^{a''}$ and $-P^{a'''}$ of formula (a) are a PAG moiety.

30

In another embodiment $-P^{a'}$, $-P^{a''}$ and $-P^{a'''}$ of formula (a) are a PG moiety.

In another embodiment $-P^{a'}$, $-P^{a''}$ and $-P^{a'''}$ of formula (a) are an XTEN moiety.

In one preferred embodiment b3 and b4 both an integer ranging from 200 to 250 and most preferably b3 and b4 of formula (b) are about 225.

5 In another preferred embodiment b3 and b4 are both an integer ranging from 400 to 500 and most preferably b3 and b4 of formula (b) are about 450.

Preferably, b1 of formula (b) is selected from the group consisting of 0, 1, 2, 3 and 4. More preferably b1 of formula (b) is selected from the group consisting of 1, 2 and 3. Most preferably b1 of formula (b) is 2.

10

Preferably, b2 of formula (b) is selected from the group consisting of 1, 2, 3, 4 and 5. More preferably b2 of formula (b) is selected from the group consisting of 2, 3 and 4. Most preferably b2 of formula (b) is 3.

15 In one particularly preferred embodiment b1 of formula (b) is 2, b2 of formula (b) is 3, and b3 and b4 are both about 450.

In another particularly preferred embodiment b1 of formula (b) is 2, b2 of formula (b) is 3, and b3 and b4 are both about 225.

20

In one embodiment -Z comprises one moiety of formula (b).

In another embodiment -Z comprises two moieties of formula (b).

25 In another embodiment -Z comprises three moieties of formula (b).

In another embodiment -Z comprises four moieties of formula (b).

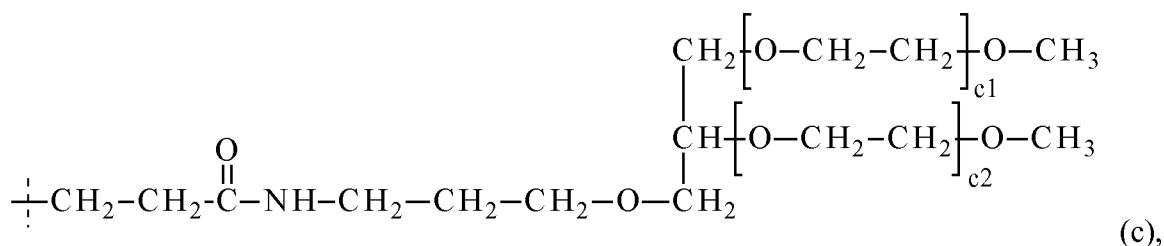
In another embodiment -Z comprises five moieties of formula (b).

30

In another embodiment -Z comprises six moieties of formula (b).

In a preferred embodiment -Z comprises two moieties of formula (b).

In an even more preferred embodiment -Z comprises a moiety of formula (c)



wherein

the dashed line indicates attachment to -L²- or to the remainder of -Z;

- 5 c1 and c2 are independently an integer ranging from and including 150 to 500; preferably ranging from and including 200 to 460.

Optionally, the moiety of formula (c) is substituted with one or more substituents.

- 10 Preferably both c1 and c2 of formula (c) are the same integer.

In one preferred embodiment c1 and c2 of formula (c) range from and include 200 to 250 and most preferably are about 225. In another preferred embodiment c1 and c2 of formula (c) range from and include 400 to 500 and most preferably are about 450.

- 15 In a preferred embodiment the moiety -Z is a branched PEG-based polymer comprising at least 10% PEG, has one branching point and two PEG-based polymer arms and has a molecular weight of about 40 kDa. Accordingly, each of the two PEG-based polymer arms has a molecular weight of about 20 kDa. Preferably the branching point is -CH<.

- 20 In one embodiment -Z comprises one moiety of formula (c).

In another embodiment -Z comprises two moieties of formula (c).

- 25 In another embodiment -Z comprises three moieties of formula (c).

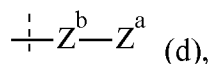
In another embodiment -Z comprises four moieties of formula (c).

In another embodiment -Z comprises five moieties of formula (c).

In another embodiment -Z comprises six moieties of formula (c).

In a preferred embodiment -Z comprises two moieties of formula (c).

5 In one preferred embodiment the moiety -Z is of formula (d)



wherein

the dashed line indicates attachment to $-L^2-$;

10 $-Z^b-$ is selected from the group consisting of C_{1-50} alkyl, C_{2-50} alkenyl, and C_{2-50} alkynyl; wherein C_{1-50} alkyl, C_{2-50} alkenyl, and C_{2-50} alkynyl are optionally substituted with one or more $-R^1$, which are the same or different and wherein C_{1-50} alkyl, C_{2-50} alkenyl, and C_{2-50} alkynyl are optionally interrupted by one or more groups selected from the group consisting of $-T-$, $-C(O)O-$, $-O-$, $-C(O)-$, $-C(O)N(R^2)-$, $-S(O)_2N(R^2)-$, $-S(O)N(R^2)-$, $-S(O)_2-$, $-S(O)-$, $-N(R^2)S(O)_2N(R^{2a})-$, $-S-$, $-N(R^2)-$, $-OC(OR^2)(R^{2a})-$, $-N(R^2)C(O)N(R^{2a})-$, and $-OC(O)N(R^2)-$;

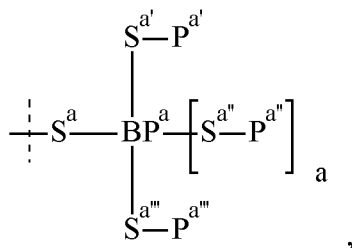
15 each $-T-$ is independently selected from the group consisting of phenyl, naphthyl, indenyl, indanyl, tetralinyl, C_{3-10} cycloalkyl, 3- to 10-membered heterocyclyl, 8- to 11-membered heterobicyclyl, 8- to 30-membered carbopolycyclyl, and 8- to 30-membered heteropolycyclyl; wherein each $-T-$ is independently optionally substituted with one or more $-R^1$, which are the same or different;

20 each $-R^1$ is independently selected from the group consisting of halogen, $-CN$, oxo ($=O$), $-COOR^3$, $-OR^3$, $-C(O)R^3$, $-C(O)N(R^3R^{3a})$, $-S(O)_2N(R^3R^{3a})$, $-S(O)N(R^3R^{3a})$, $-S(O)_2R^3$, $-S(O)R^3$, $-N(R^3)S(O)_2N(R^{3a}R^{3b})$, $-SR^3$, $-N(R^3R^{3a})$, $-NO_2$, $-OC(O)R^3$, $-N(R^3)C(O)R^{3a}$, $-N(R^3)S(O)_2R^{3a}$, $-N(R^3)S(O)R^{3a}$, $-N(R^3)C(O)OR^{3a}$, $-N(R^3)C(O)N(R^{3a}R^{3b})$, $-OC(O)N(R^3R^{3a})$, and C_{1-6} alkyl; wherein C_{1-6} alkyl is optionally substituted with one or more halogen, which are the same or different;

25 each $-R^2$, $-R^{2a}$, $-R^3$, $-R^{3a}$ and $-R^{3b}$ is independently selected from the group consisting of $-H$, and C_{1-6} alkyl, wherein C_{1-6} alkyl is optionally substituted with one or more halogen, which are the same or different;

30 and

$-Z^a$ is



wherein

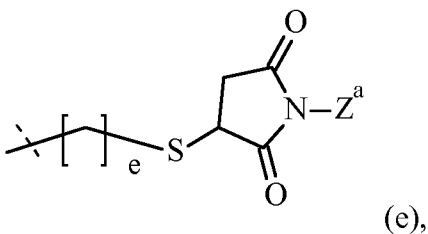
BP^a, -S^a-, -S^{a'}-, -S^{a''}-, -S^{a'''}-, -P^{a'}-, -P^{a''}-, -P^{a'''} and a are used as defined for formula (a).

5 Optionally, the moiety of formula (d) is substituted with one or more substituents.

Preferred embodiments of BP^a, -S^a-, -S^{a'}-, -S^{a''}-, -S^{a'''}-, -P^{a'}-, -P^{a''}-, -P^{a'''} of formula (d) are as defined above for formula (a).

10 Preferably, -Z^a of formula (d) is of formula (b). Preferred embodiments of b1, b2, b3 and b4 are as described for formula (b).

In an even more preferred embodiment the moiety -Z of formula (Ia) or (Ib) is of formula (e)

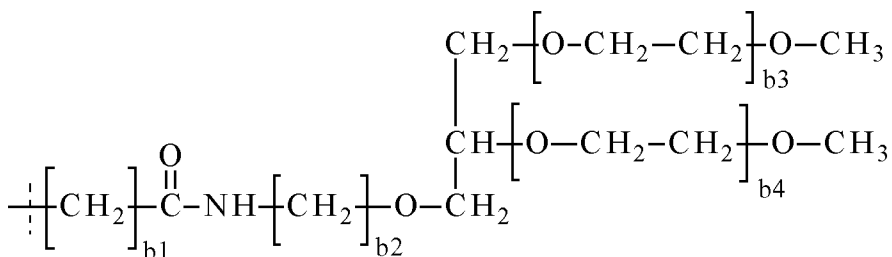


15 wherein

the dashed line indicates attachment to -L²-;

e is selected from the group consisting of 1, 2, 3, 4, 5, 6, 7, 8, 9, 10, 11, 12, 13, 14 and 15; and

-Z^a is



20

wherein

b1, b2, b3 and b4 are used as defined for formula (b).

Optionally, the moiety of formula (e) is substituted with one or more substituents.

5 Preferred embodiments for b1, b2, b3 and b4 of formula (e) are as defined above for formula (b).

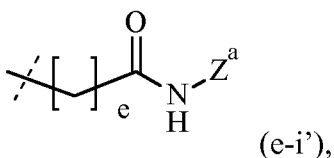
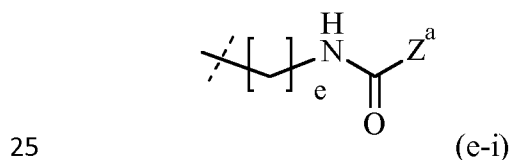
In one embodiment e of formula (e) is 1. In another embodiment e of formula (e) is 2. In another embodiment e of formula (e) is 3. In another embodiment e of formula (e) is 4. In another embodiment e of formula (e) is 5. In another embodiment e of formula (e) is 6. In another embodiment e of formula (e) is 7. In another embodiment e of formula (e) is 8. In another embodiment e of formula (e) is 9. In another embodiment e of formula (e) is 10. In another embodiment e of formula (e) is 11. In another embodiment e of formula (e) is 12. In another embodiment e of formula (e) is 13. In another embodiment e of formula (e) is 14. In another embodiment e of formula (e) is 15.

15

Preferably e of formula (e) is selected from the group consisting of 2, 3, 4, 5, 6, 7, 8 and 9. Even more preferably, e of formula (e) is selected from 3, 4, 5 and 6. Most preferably e of formula (e) is 5.

20 Preferably e of formula (e) is 5, b1 of formula (e) is 2, b2 of formula (e) is 3 and b3 and b4 of formula (e) are both about 450.

In an equally preferred embodiment the moiety -Z of formula (Ia) or (Ib) is of formula (e-i) or (e-i')



wherein

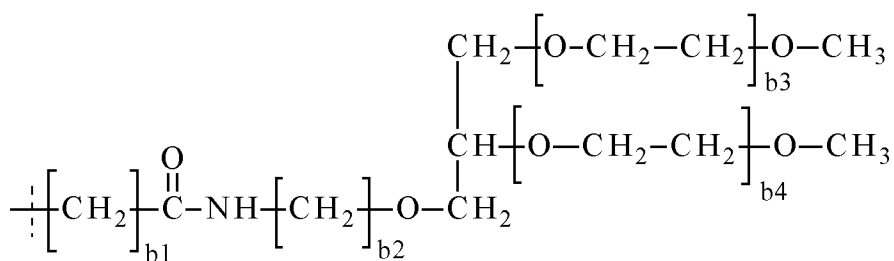
the dashed line indicates attachment to -L²-,

e is selected from the group consisting of 1, 2, 3, 4, 5, 6, 7, 8, 9, 10, 11, 12, 13, 14 and

30

15;

-Z^a is



wherein

b1, b2, b3 and b4 are used as defined for formula (b).

5

Preferred embodiments for b1, b2, b3 and b4 of formula (e-i) and (e-i') are as defined above for formula (b).

Preferred embodiments for e of formula (e-i) and (e-i') are as described for formula (e).

10

Preferably, b1 of formula (e-i) and (e-i') is 2, b2 of formula (e-i) and (e-i') is 3 and b3 and b4 of formula (e-i) and (e-i') are both about 450.

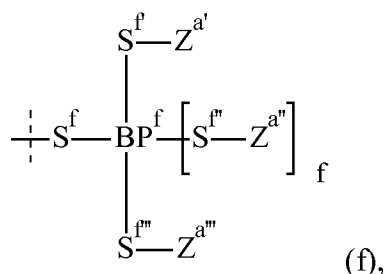
In a preferred embodiment -Z of formula (Ia) or (Ib) is of formula (e-i).

15

In another preferred embodiment the moiety -Z is a branched PEG-based polymer comprising at least 10% PEG, has three branching points and four PEG-based polymer arms and has a molecular weight of about 40 kDa. Accordingly, each of the four PEG-based polymer arms has a molecular weight of about 10 kDa. Preferably each of the three branching points is -CH<.

20

In a preferred embodiment the moiety -Z is of formula (f)



wherein

25

the dashed line indicates attachment to -L²-;

BP^f is a branching point selected from the group consisting of -N<, -CR< and >C<;

-R is selected from the group consisting of -H and C₁₋₆ alkyl;

f is 0 if BP^f is -N< or -CR< and f is 1 if BP^f is >C<;

-S^f-, -S^f'-, -S^{f''}- and -S^{f'''}- are independently either a chemical bond or are

5 independently selected from the group consisting of C₁₋₅₀ alkyl, C₂₋₅₀ alkenyl, and C₂₋₅₀ alkynyl; wherein C₁₋₅₀ alkyl, C₂₋₅₀ alkenyl, and C₂₋₅₀ alkynyl are optionally substituted

with one or more -R¹, which are the same or different and wherein C₁₋₅₀ alkyl, C₂₋₅₀

alkenyl, and C₂₋₅₀ alkynyl are optionally interrupted by one or more groups selected

from the group consisting of -T-, -C(O)O-, -O-, -C(O)-, -C(O)N(R²)-, -S(O)₂N(R²)-,

10 -S(O)N(R²)-, -S(O)₂-, -S(O)-, -N(R²)S(O)₂N(R^{2a})-, -S-, -N(R²)-,

-OC(OR²)(R^{2a})-, -N(R²)C(O)N(R^{2a})-, and -OC(O)N(R²)-;

each -T- is independently selected from the group consisting of phenyl, naphthyl,

indenyl, indanyl, tetralinyl, C₃₋₁₀ cycloalkyl, 3- to 10-membered heterocyclyl, 8-

to 11-membered heterobicycyl, 8-to 30-membered carbopolycyclyl, and 8- to 30-

15 membered heteropolycyclyl; wherein each -T- is independently optionally

substituted with one or more -R¹, which are the same or different;

each R¹ is independently selected from the group consisting of halogen, -CN, oxo

(=O), -COOR³, -OR³, -C(O)R³, -C(O)N(R³R^{3a}), -S(O)₂N(R³R^{3a}),

-S(O)N(R³R^{3a}), -S(O)₂R³, -S(O)R³, -N(R³)S(O)₂N(R^{3a}R^{3b}), -SR³, -N(R³R^{3a}),

20 -NO₂, -OC(O)R³, -N(R³)C(O)R^{3a}, -N(R³)S(O)₂R^{3a}, -N(R³)S(O)R^{3a},

-N(R³)C(O)OR^{3a}, -N(R³)C(O)N(R^{3a}R^{3b}), -OC(O)N(R³R^{3a}), and C₁₋₆ alkyl;

wherein C₁₋₆ alkyl is optionally substituted with one or more halogen, which are

the same or different;

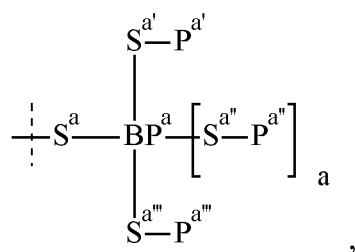
each -R², -R^{2a}, -R³, -R^{3a} and -R^{3b} is independently selected from the group

25 consisting of -H, and C₁₋₆ alkyl, wherein C₁₋₆ alkyl is optionally substituted with

one or more halogen, which are the same or different;

and

-Z^{a'}, -Z^{a''} and -Z^{a'''} are independently



30 wherein

BP^a, -S^a-, -S^{a'}-, -S^{a''}-, -S^{a'''}-, -P^{a'}-, -P^{a''}-, -P^{a'''} and a are used as defined for formula (a).

Optionally, the moiety of formula (f) is substituted with one or more substituents.

5

Preferred embodiments of BP^a, -S^a-, -S^{a'}-, -S^{a''}-, -S^{a'''}-, -P^{a'}-, -P^{a''} and -P^{a'''} of formula (f) are as defined above for formula (a).

Preferably BP^f of formula (f) is -CR< and r is 0. Preferably -R is -H.

10

Preferably -S^f- of formula (f) is a chemical bond.

Preferably, -Z^{a'}, -Z^{a''} and -Z^{a'''} of formula (f) have the same structure. Preferably, -Z^{a'}, -Z^{a''} and -Z^{a'''} of formula (f) are of formula (b).

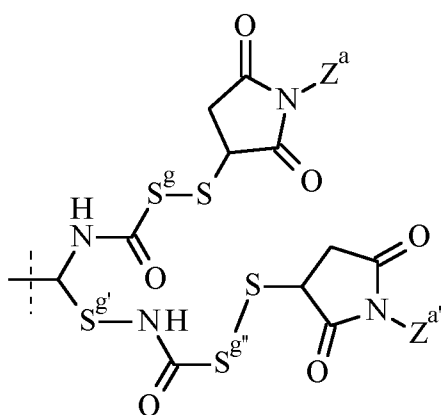
15

Preferred embodiments of b1, b2, b3 and b4 are as described for formula (b).

Preferably -S^f- of formula (f) is a chemical bond, BP^a of formula (f) is -CR< with -R being -H. Even more preferably -S^f- of formula (f) is a chemical bond, BP^a of formula (f) is -CR< with -R being -H and -Z^{a'}, -Z^{a''} and -Z^{a'''} of formula (f) are of formula (b).

20

Even more preferably -Z is of formula (g)



(g),

wherein

25

the dashed line indicates attachment to -L²-;

-S^g-, -S^{g'}- and -S^{g''}- are independently selected from the group consisting of C₁₋₅₀ alkyl, C₂₋₅₀ alkenyl, and C₂₋₅₀ alkynyl; wherein C₁₋₅₀ alkyl, C₂₋₅₀ alkenyl, and C₂₋₅₀

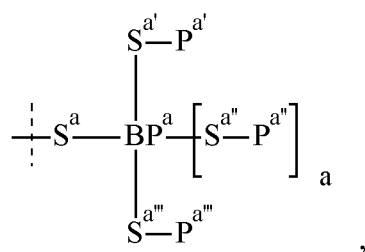
alkynyl are optionally substituted with one or more $-R^1$, which are the same or different and wherein C_{1-50} alkyl, C_{2-50} alkenyl, and C_{2-50} alkynyl are optionally interrupted by one or more groups selected from the group consisting of $-T-$, $-C(O)O-$, $-O-$, $-C(O)-$, $-C(O)N(R^2)-$, $-S(O)_2N(R^2)-$, $-S(O)N(R^2)-$, $-S(O)_2-$, $-S(O)-$, $-N(R^2)S(O)_2N(R^{2a})-$, $-S-$, $-N(R^2)-$, $-OC(OR^2)(R^{2a})-$, $-N(R^2)C(O)N(R^{2a})-$, and $-OC(O)N(R^2)-$;

each $-T-$ is independently selected from the group consisting of phenyl, naphthyl, indenyl, indanyl, tetralinyl, C_{3-10} cycloalkyl, 3- to 10-membered heterocyclyl, 8- to 11-membered heterobicyclyl, 8- to 30-membered carbopolycyclyl, and 8- to 30-membered heteropolycyclyl; wherein each $-T-$ is independently optionally substituted with one or more $-R^1$, which are the same or different;

each R^1 is independently selected from the group consisting of halogen, $-CN$, oxo ($=O$), $-COOR^3$, $-OR^3$, $-C(O)R^3$, $-C(O)N(R^3R^{3a})$, $-S(O)_2N(R^3R^{3a})$, $-S(O)N(R^3R^{3a})$, $-S(O)_2R^3$, $-S(O)R^3$, $-N(R^3)S(O)_2N(R^{3a}R^{3b})$, $-SR^3$, $-N(R^3R^{3a})$, $-NO_2$, $-OC(O)R^3$, $-N(R^3)C(O)R^{3a}$, $-N(R^3)S(O)_2R^{3a}$, $-N(R^3)S(O)R^{3a}$, $-N(R^3)C(O)OR^{3a}$, $-N(R^3)C(O)N(R^{3a}R^{3b})$, $-OC(O)N(R^3R^{3a})$, and C_{1-6} alkyl; wherein C_{1-6} alkyl is optionally substituted with one or more halogen, which are the same or different; each $-R^2$, $-R^{2a}$, $-R^3$, $-R^{3a}$ and $-R^{3b}$ is independently selected from the group consisting of $-H$, and C_{1-6} alkyl, wherein C_{1-6} alkyl is optionally substituted with one or more halogen, which are the same or different;

and

$-Z^a$ and $-Z^{a'}$ are independently



wherein

BP^a , $-S^a-$, $-S^{a'}$, $-S^{a''}$, $-S^{a'''}$, $-P^{a'}$, $-P^{a''}$, $-P^{a'''}$ and a are used as defined for formula (a).

Optionally, the moiety of formula (g) is substituted with one or more substituents.

Preferred embodiments of BP^a , $-S^a$ -, $-S^{a'}$ -, $-S^{a''}$ -, $-S^{a'''}$ -, $-P^a$ -, $-P^{a''}$ and $-P^{a''''}$ of formula (g) are as defined above for formula (a).

5 Preferably, $-S^g$ - of formula (g) is selected from the group consisting of C_{1-6} alkyl, C_{2-6} alkenyl and C_{2-6} alkynyl, which are optionally substituted with one or more $-R^1$, which is the same or different,

wherein

10 $-R^1$ is selected from the group consisting of halogen, oxo ($=O$), $-COOR^3$, $-OR^3$, $-C(O)R^3$, $-C(O)N(R^3R^{3a})$, $-S(O)_2N(R^3R^{3a})$, $-S(O)N(R^3R^{3a})$, $-S(O)_2R^3$, $-S(O)R^3$, $-N(R^3)S(O)_2N(R^{3a}R^{3b})$, $-SR^3$, $-N(R^3R^{3a})$, $-NO_2$, $-OC(O)R^3$, $-N(R^3)C(O)R^{3a}$, $-N(R^3)S(O)_2R^{3a}$, $-N(R^3)S(O)R^{3a}$, $-N(R^3)C(O)OR^{3a}$, $-N(R^3)C(O)N(R^{3a}R^{3b})$, $-OC(O)N(R^3R^{3a})$, and C_{1-6} alkyl; wherein C_{1-6} alkyl is optionally substituted with one or more halogen, which are the same or different; and $-R^3$, $-R^{3a}$ and $-R^{3b}$ are independently selected from -H, methyl, ethyl, propyl and butyl.

15

Even more preferably $-S^g$ - of formula (g) is selected from C_{1-6} alkyl.

20 Preferably, $-S^{g'}$ - of formula (g) is selected from the group consisting of C_{1-6} alkyl, C_{2-6} alkenyl and C_{2-6} alkynyl, which are optionally substituted with one or more $-R^1$, which is the same or different,

wherein

25 $-R^1$ is selected from the group consisting of halogen, oxo ($=O$), $-COOR^3$, $-OR^3$, $-C(O)R^3$, $-C(O)N(R^3R^{3a})$, $-S(O)_2N(R^3R^{3a})$, $-S(O)N(R^3R^{3a})$, $-S(O)_2R^3$, $-S(O)R^3$, $-N(R^3)S(O)_2N(R^{3a}R^{3b})$, $-SR^3$, $-N(R^3R^{3a})$, $-NO_2$, $-OC(O)R^3$, $-N(R^3)C(O)R^{3a}$, $-N(R^3)S(O)_2R^{3a}$, $-N(R^3)S(O)R^{3a}$, $-N(R^3)C(O)OR^{3a}$, $-N(R^3)C(O)N(R^{3a}R^{3b})$, $-OC(O)N(R^3R^{3a})$, and C_{1-6} alkyl; wherein C_{1-6} alkyl is optionally substituted with one or more halogen, which are the same or different; and $-R^3$, $-R^{3a}$ and $-R^{3b}$ are independently selected from -H, methyl, ethyl, propyl and butyl.

30 Even more preferably $-S^{g'}$ - of formula (g) is selected from C_{1-6} alkyl.

Preferably, $-S^{g''}$ - of formula (g) is selected from the group consisting of C_{1-6} alkyl, C_{2-6} alkenyl and C_{2-6} alkynyl, which are optionally substituted with one or more $-R^1$, which is the same or different,

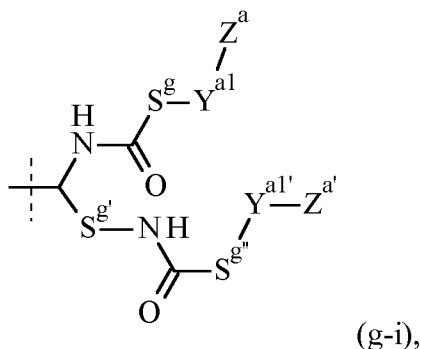
wherein

-R¹ is selected from the group consisting of halogen, oxo (=O), -COOR³, -OR³, -C(O)R³, -C(O)N(R³R^{3a}), -S(O)₂N(R³R^{3a}), -S(O)N(R³R^{3a}), -S(O)₂R³, -S(O)R³, -N(R³)S(O)₂N(R^{3a}R^{3b}), -SR³, -N(R³R^{3a}), -NO₂, -OC(O)R³, -N(R³)C(O)R^{3a}, -N(R³)S(O)₂R^{3a}, -N(R³)S(O)R^{3a}, -N(R³)C(O)OR^{3a}, -N(R³)C(O)N(R^{3a}R^{3b}), -OC(O)N(R³R^{3a}), and C₁₋₆ alkyl; wherein C₁₋₆ alkyl is optionally substituted with one or more halogen, which are the same or different; and -R³, -R^{3a} and -R^{3b} are independently selected from -H, methyl, ethyl, propyl and butyl.

10 Even more preferably -S^{g'} - of formula (g) is selected from C₁₋₆ alkyl.

Preferably, -Z^a and -Z^{a'} of formula (g) have the same structure. Preferably, -Z^a and -Z^{a'} of formula (g) are of formula (b).

15 In an alternative even more preferred embodiment -Z of formula (Ia) or (Ib) is of formula (g-i)



wherein

the dashed line indicates attachment to -L²-;

-S^g-, -S^{g'}- and -S^{g''}- are independently selected from the group consisting of C₁₋₅₀ alkyl, C₂₋₅₀ alkenyl, and C₂₋₅₀ alkynyl; wherein C₁₋₅₀ alkyl, C₂₋₅₀ alkenyl, and C₂₋₅₀ alkynyl are optionally substituted with one or more -R¹, which are the same or different and wherein C₁₋₅₀ alkyl, C₂₋₅₀ alkenyl, and C₂₋₅₀ alkynyl are optionally interrupted by one or more groups selected from the group consisting of -T-, -C(O)O-, -O-, -C(O)-, -C(O)N(R²)-, -S(O)₂N(R²)-, -S(O)N(R²)-, -S(O)₂-, -S(O)-, -N(R²)S(O)₂N(R^{2a})-, -S-, -N(R²)-, -OC(OR²)(R^{2a})-, -N(R²)C(O)N(R^{2a})-, and -OC(O)N(R²)-;

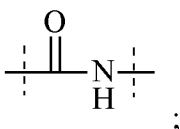
each -T- is independently selected from the group consisting of phenyl, naphthyl, indenyl, indanyl, tetralinyl, C₃₋₁₀ cycloalkyl, 3- to 10-membered heterocyclyl, 8- to 11-membered heterobicyclyl, 8- to 30-membered carbopolycyclyl, and 8- to 30-

membered heteropolycyclyl; wherein each -T- is independently optionally substituted with one or more -R¹, which are the same or different;

each R¹ is independently selected from the group consisting of halogen, -CN, oxo (=O), -COOR³, -OR³, -C(O)R³, -C(O)N(R³R^{3a}), -S(O)₂N(R³R^{3a}), -S(O)N(R³R^{3a}),
 5 -S(O)₂R³, -S(O)R³, -N(R³)S(O)₂N(R^{3a}R^{3b}), -SR³, -N(R³R^{3a}), -NO₂, -OC(O)R³,
 -N(R³)C(O)R^{3a}, -N(R³)S(O)₂R^{3a}, -N(R³)S(O)R^{3a}, -N(R³)C(O)OR^{3a},
 -N(R³)C(O)N(R^{3a}R^{3b}), -OC(O)N(R³R^{3a}), and C₁₋₆ alkyl; wherein C₁₋₆ alkyl is optionally substituted with one or more halogen, which are the same or different;

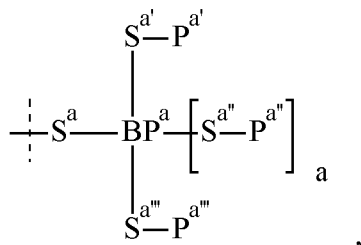
each -R², -R^{2a}, -R³, -R^{3a} and -R^{3b} is independently selected from the group
 10 consisting of -H, and C₁₋₆ alkyl, wherein C₁₋₆ alkyl is optionally substituted with one or more halogen, which are the same or different;

-Y^{a1}- and -Y^{a1'}- are



and

15 -Z^a and -Z^{a'} are independently



wherein

BP^a, -S^a-, -S^{a'}-, -S^{a''}-, -S^{a'''}-, -P^{a'}, -P^{a''}, -P^{a'''} and a are used as defined for formula
 (a).

20

Optionally, the moiety of formula (g-i) is substituted with one or more substituents.

Preferably, -Y^{a1}- and -Y^{a1'}- of formula (g-i) are both $\begin{array}{c} \text{O} \\ \parallel \\ \text{---} \text{N} \text{---} \\ | \\ \text{H} \end{array}$, wherein the dashed line marked with the asterisk is attached to -Z^a or -Z^{a'}, respectively.

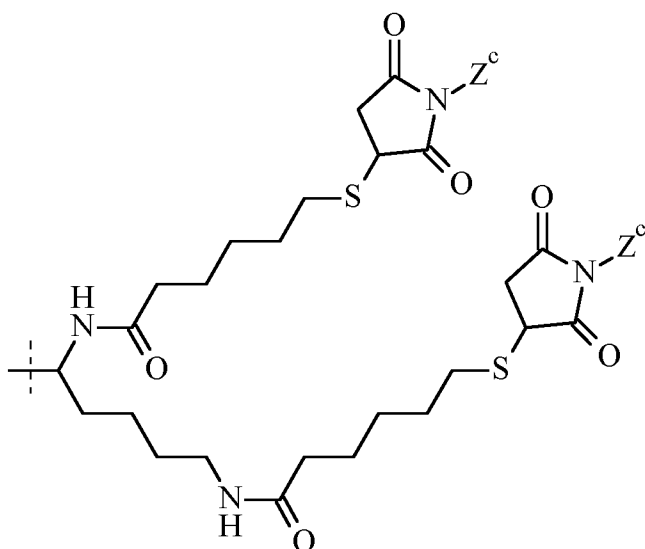
25

Preferred embodiments of BP^a, -S^a-, -S^{a'}-, -S^{a''}-, -S^{a'''}-, -P^{a'}, -P^{a''} and -P^{a'''} of formula (g-i) are as defined above for formula (a).

Preferred embodiments of $-S^g$ -, $-S^{g'}$ - and $-S^{g''}$ - of formula (g-i) are as defined for formula (g).

Preferably, $-Z^a$ and $-Z^{a'}$ of formula (g-i) have the same structure. Preferably, $-Z^a$ and $-Z^{a'}$ of formula (g-i) are of formula (b). Preferred embodiments for b1, b2, b3 and b4 are as described for formula (b).

Even more preferably $-Z$ is of formula (h)



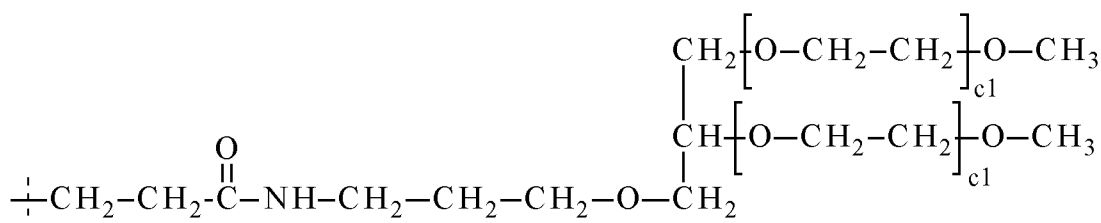
(h),

10

wherein

the dashed line indicates attachment to $-L^2-$; and

each $-Z^c$ is a moiety



15

wherein

each c_1 is an integer independently ranging from about 200 to 250.

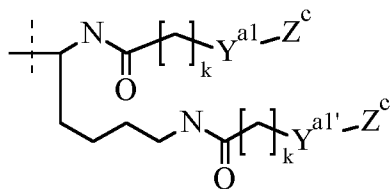
Optionally, the moiety of formula (h) is substituted with one or more substituents.

Preferably both c_1 of formula (h) are the same.

20

Preferably both c_1 of formula (h) are about 225.

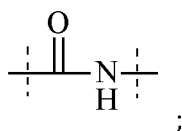
Even more preferably -Z of formula (Ia) or (Ib) is of formula (h-a)



(h-a),

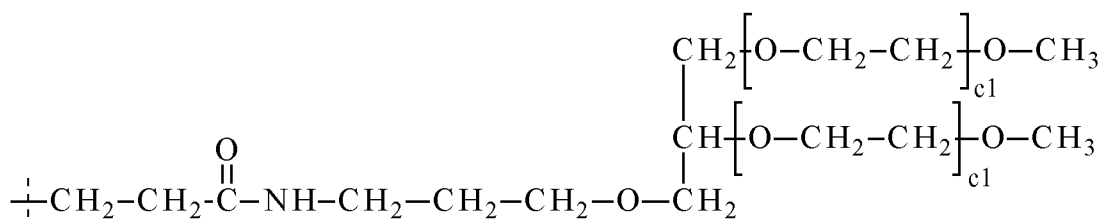
wherein

- 5 the dashed line indicates attachment to $-L^2-$;
 each k is independently of each other selected from the group consisting of 1, 2, 3, 4, 5, 6, 7, 8, 9, 10, 11 and 12;
 $-Y^{a1}$ - and $-Y^{a1'}$ - are



- 10 and

each $-Z^c$ is a moiety



wherein

each c1 is an integer independently ranging from about 200 to 250.

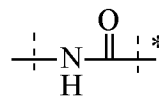
- 15 Optionally, the moiety of formula (h-a) is substituted with one or more substituents.

Preferably, each k of formula (h-a) is independently selected from the group consisting of 2, 3, 4, 5, 6 and 7. Preferably, both k of formula (h-a) are identical.

- 20 Preferably both c1 of formula (h-a) are the same.

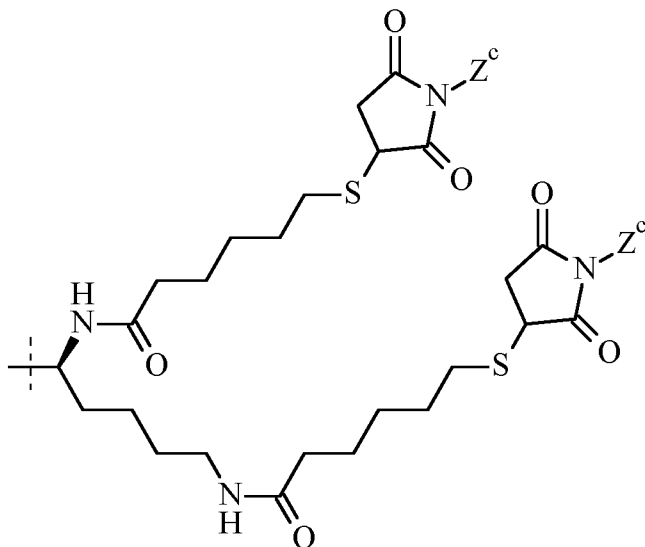
Preferably both c1 of formula (h-a) are about 225.

Preferably, $-Y^{a1}$ - and $-Y^{a1'}$ - of formula (h-a) are both



, wherein the dashed line marked with the asterisk is attached to $-Z^c$.

In an even more preferred embodiment the moiety $-Z$ is of formula (h-i)



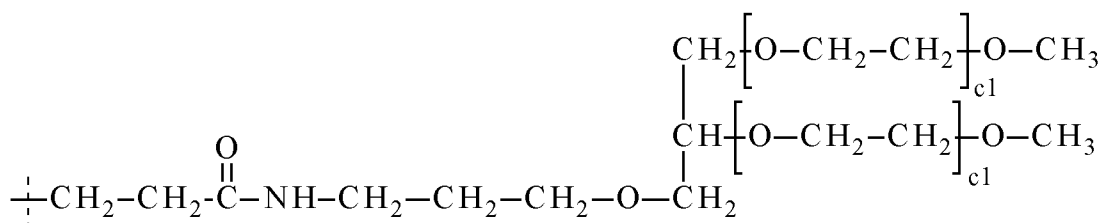
5

(h-i),

wherein

the dashed line indicates attachment to $-L^2$; and

each $-Z^c$ is a moiety



10

each $c1$ is an integer independently ranging from 200 to 250.

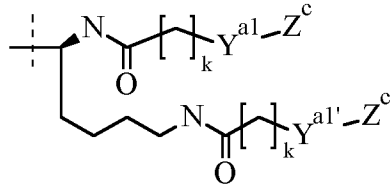
Optionally, the moiety of formula (h-i) is substituted with one or more substituents.

Preferably both $c1$ of formula (h-i) are the same.

15

Preferably both $c1$ of formula (h-i) are about 225.

In an alternative even more preferred embodiment the moiety $-Z$ of formula (Ia) or (Ib) is of formula (h-ia)



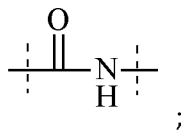
(h-ia),

wherein

the dashed line indicates attachment to $-L^2-$;

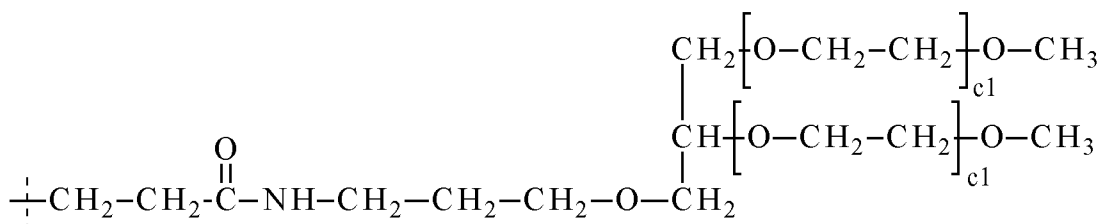
each k is independently of each other selected from the group consisting of 1, 2, 3, 4,
5 5, 6, 7, 8, 9, 10, 11 and 12;

$-Y^{a1}$ - and $-Y^{a1'}$ - are



and

each $-Z^c$ is a moiety



10

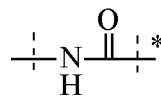
each c1 is an integer independently ranging from 200 to 250.

Preferably, each k of formula (h-ia) is independently selected from the group consisting of 2,
3, 4, 5, 6 and 7. Preferably, both k of formula (h-ia) are identical.

15

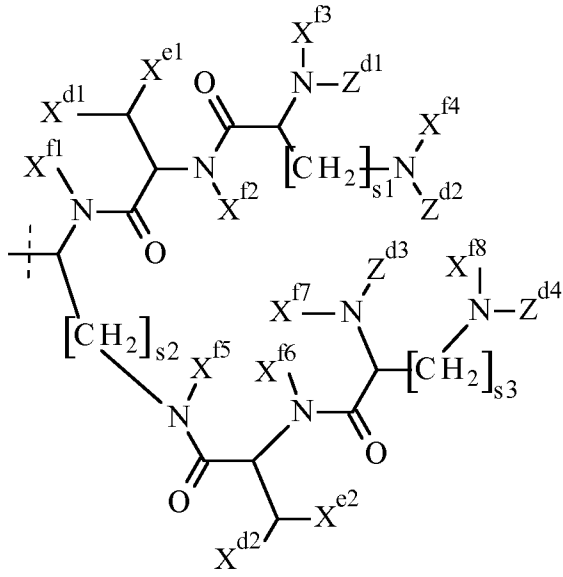
Preferably both c1 of formula (h-ia) are the same.

Preferably both c1 of formula (h-ia) are about 225.

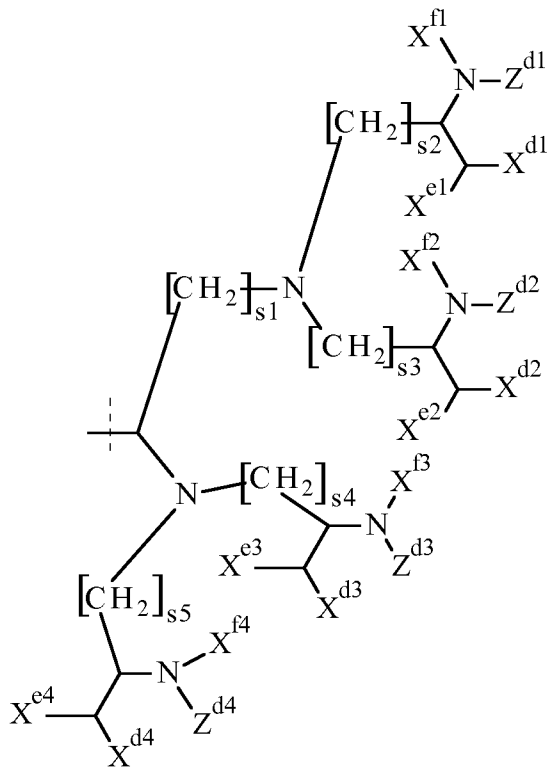


Preferably, $-Y^{a1}$ - and $-Y^{a1'}$ - of formula (h-ia) are both
20 marked with the asterisk is attached to $-Z^c$.

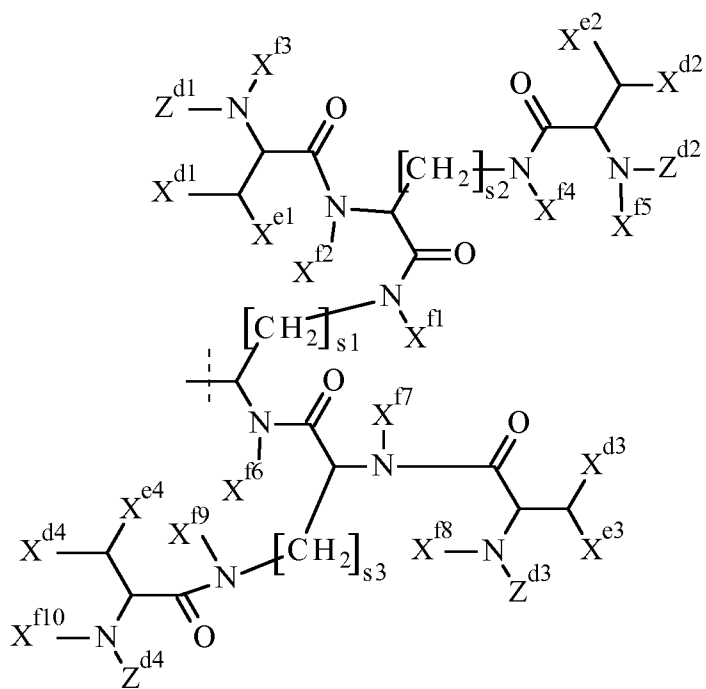
In an equally preferred the embodiment $-Z$ of formula (Ia) or (Ib) comprises a moiety selected from the group consisting of



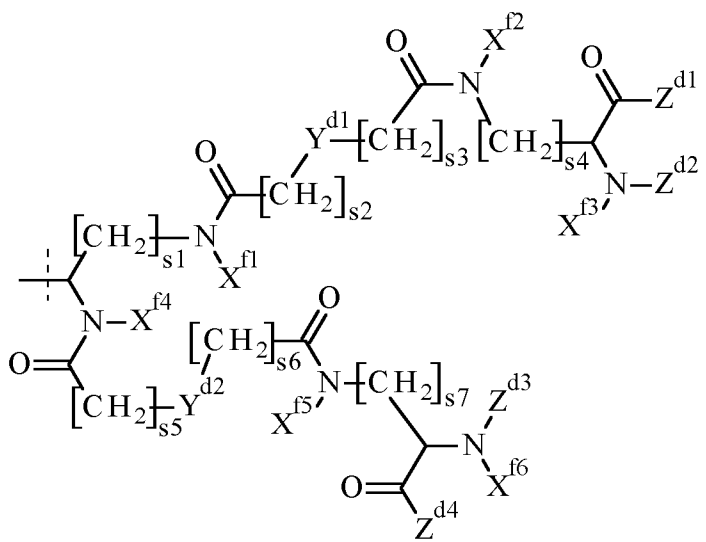
(j-i),



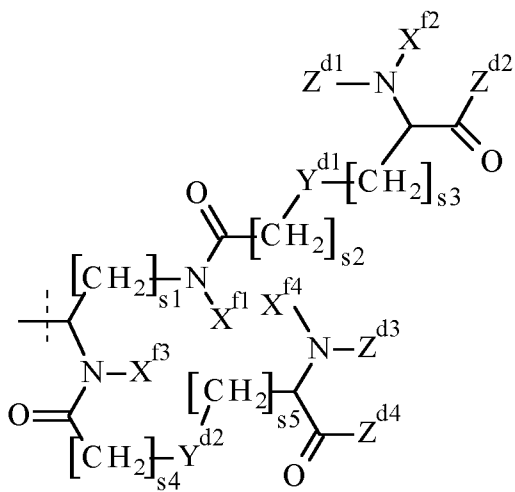
(j-ii),



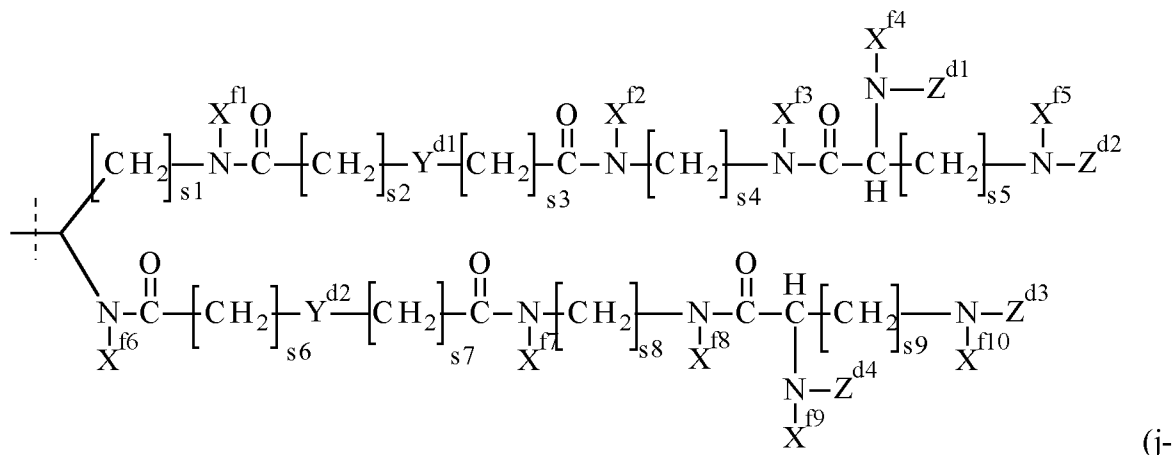
(j-iii),



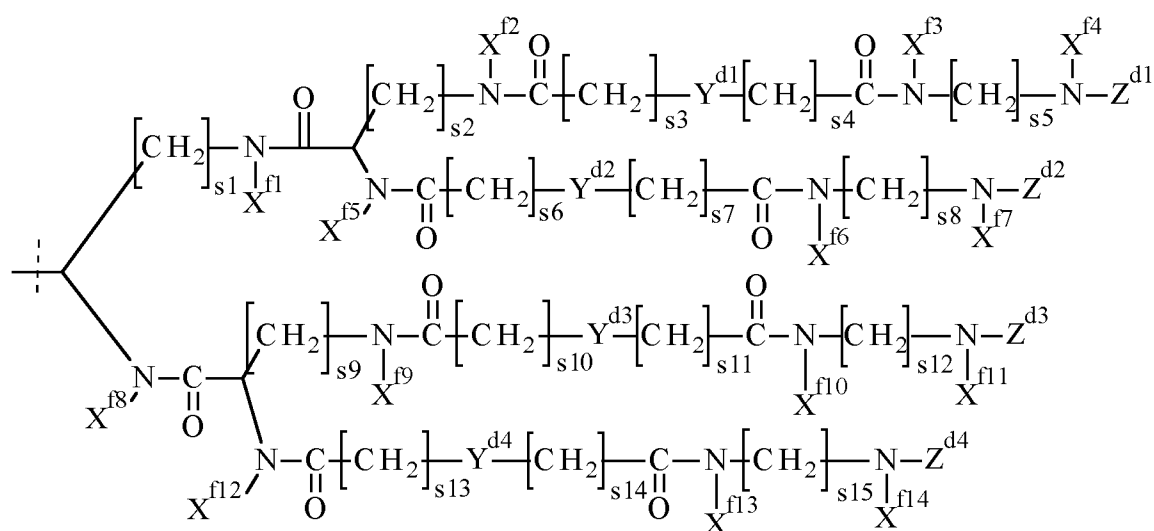
(j-iv),



(j-v),



vi)



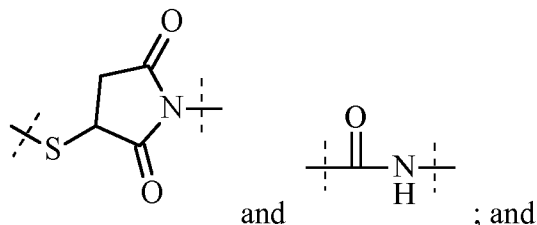
5 wherein

the dashed line indicates attachment to $-L^2-$;

s1, s2, s3, s4, s5, s6, s7, s8, s9, s10, s11, s12, s13, s14 and s15 are independently of each other selected from 1, 2, 3, 4, 5, 6, 7, 8, 9, 10;

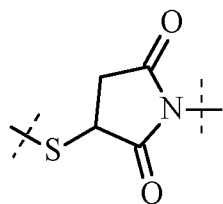
10 $-X^{d1}$, $-X^{d2}$, $-X^{d3}$ and $-X^{d4}$ are independently of each other selected from the group consisting of $-OH$, $-SH$ and $-NR^{g1}R^{g2}$; preferably $-OH$; $-X^{e1}$, $-X^{e2}$, $-X^{e3}$ and $-X^{e4}$ are independently of each other selected from the group consisting of $-H$, C_{1-6} alkyl, C_{2-6} alkenyl and C_{2-6} alkynyl; $-R^{g1}$ and $-R^{g2}$ are independently of each other selected from the group consisting of $-H$, C_{1-6} alkyl, C_{2-6} alkenyl and C_{2-6} alkynyl;15 $-X^{f1}$, $-X^{f2}$, $-X^{f3}$, $-X^{f4}$, $-X^{f5}$, $-X^{f6}$, $-X^{f7}$, $-X^{f8}$, $-X^{f9}$, $-X^{f10}$, $-X^{f11}$, $-X^{f12}$, $-X^{f13}$ and $-X^{f14}$ are independently of each other selected from the group consisting of $-H$, C_{1-6} alkyl, C_{2-6} alkenyl and C_{2-6} alkynyl; preferably $-H$;

$-Y^{d1}$ -, $-Y^{d2}$ -, $-Y^{d3}$ - and $-Y^{d4}$ - are independently of each other selected from the group consisting of

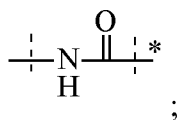


- 5 $-Z^{d1}$, $-Z^{d2}$, $-Z^{d3}$ and $-Z^{d4}$ are independently of each other a protein, more preferably a random coil protein and most preferably a random coil protein selected from the group consisting of PA, PAS, PAG, PG and XTEN.

10 In one preferred embodiment, $-Y^{d1}$ - and $-Y^{d2}$ - of formula (j-iv), (j-v) and (j-vi) and $-Y^{d1}$ -, $-Y^{d2}$ -, $-Y^{d3}$ - and $-Y^{d4}$ - of formula (j-vii) are



In another preferred embodiment, $-Y^{d1}$ - and $-Y^{d2}$ - of formula (j-iv), (j-v) and (j-vi) and $-Y^{d1}$ -, $-Y^{d2}$ -, $-Y^{d3}$ - and $-Y^{d4}$ - of formula (j-vii) are



- 15 wherein the dashed line marked with the asterisk is oriented towards $-Z^{d1}$, $-Z^{d2}$, $-Z^{d3}$ and $-Z^{d4}$, respectively, and the unmarked dashed line is oriented towards $-L^2$.

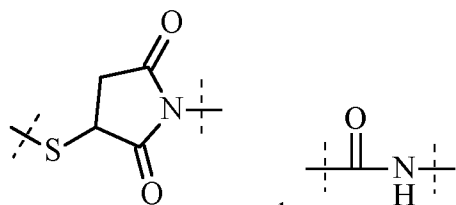
20 Preferably, $-X^{f1}$, $-X^{f2}$, $-X^{f3}$, $-X^{f4}$, $-X^{f5}$, $-X^{f6}$, $-X^{f7}$ and $-X^{f8}$ of formula (j-i) are -H; $-X^{d1}$ and $-X^{d2}$ of formula (j-i) are -OH; $-X^{e1}$ and $-X^{e2}$ of formula (j-i) are selected from the group consisting of -H and methyl; and s1, s2, s3 and s4 of formula (j-i) are selected from the group consisting of 2, 3, 4, 5 and 6. Even more preferably $-X^{f1}$, $-X^{f2}$, $-X^{f3}$, $-X^{f4}$, $-X^{f5}$, $-X^{f6}$, $-X^{f7}$ and $-X^{f8}$ of formula (j-i) are -H; $-X^{d1}$ and $-X^{d2}$ of formula (j-i) are -OH; $-X^{e1}$ and $-X^{e2}$ of formula (j-i) are -H; and s1, s2, s3 and s4 of formula (j-i) are 4.

Preferably, $-X^{f1}$, $-X^{f2}$, $-X^{f3}$ and $-X^{f4}$ of formula (j-ii) are -H; $-X^{d1}$, $-X^{d2}$, $-X^{d3}$ and $-X^{d2}$ of formula (j-ii) are -OH; $-X^{e1}$, $-X^{e2}$, $-X^{e3}$ and $-X^{e4}$ of formula (j-ii) are selected from the group consisting of -H and methyl; s1, s2, s3, s4 and s5 of formula (j-ii) are selected from the group consisting of 1, 2, 3, 4, 5 and 6. Even more preferably $-X^{f1}$, $-X^{f2}$, $-X^{f3}$ and $-X^{f4}$ of formula (j-ii) are -H; $-X^{d1}$, $-X^{d2}$, $-X^{d3}$ and $-X^{d2}$ of formula (j-ii) are -OH; $-X^{e1}$, $-X^{e2}$, $-X^{e3}$ and $-X^{e4}$ of formula (j-ii) are -H; s1 is 4 of formula (j-ii) and s2, s3, s4 and s5 of formula (j-ii) are 1.

Preferably, $-X^{f1}$, $-X^{f2}$, $-X^{f3}$, $-X^{f4}$, $-X^{f5}$, $-X^{f6}$, $-X^{f7}$, $-X^{f8}$, $-X^{f9}$ and $-X^{f10}$ of formula (j-iii) are -H; $-X^{d1}$, $-X^{d2}$, $-X^{d3}$ and $-X^{d4}$ of formula (j-iii) are -OH; $-X^{e1}$, $-X^{e2}$, $-X^{e3}$ and $-X^{e4}$ of formula (j-iii) are selected from the group consisting of -H and methyl; and s1, s2 and s3 of formula (j-iii) are selected from the group consisting of 2, 3, 4, 5 and 6. Even more preferably $-X^{f1}$, $-X^{f2}$, $-X^{f3}$, $-X^{f4}$, $-X^{f5}$, $-X^{f6}$, $-X^{f7}$, $-X^{f8}$, $-X^{f9}$ and $-X^{f10}$ of formula (j-iii) are -H; $-X^{d1}$, $-X^{d2}$, $-X^{d3}$ and $-X^{d4}$ of formula (j-iii) are -OH; $-X^{e1}$, $-X^{e2}$, $-X^{e3}$ and $-X^{e4}$ of formula (j-iii) are -H; and s1, s2 and s3 of formula (j-iii) are 4.

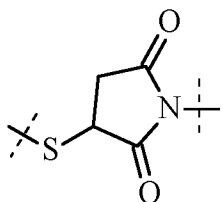
15

Preferably, $-X^{f1}$, $-X^{f2}$, $-X^{f3}$, $-X^{f4}$, $-X^{f5}$ and $-X^{f6}$ of formula (j-iv) are -H; s1, s2, s3, s4, s5, s6 and s7 of formula (j-iv) are selected from the group consisting of 1, 2, 3, 4, 5, 6 and 7; $-Y^{d1}$ - and $-Y^{d2}$ - are selected from the group consisting of



and . In an even more preferred

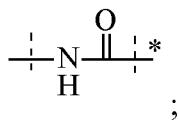
embodiment $-X^{f1}$, $-X^{f2}$, $-X^{f3}$, $-X^{f4}$, $-X^{f5}$ and $-X^{f6}$ of formula (j-iv) are -H; s1 of formula (j-iv) is 3, s2 of formula (j-iv) is 5, s3 of formula (j-iv) is 2, s4 of formula (j-iv) is 4, s5 of formula (j-iv) is 5, s6 of formula (j-iv) is 2 and s7 of formula (j-iv) is 4; and $-Y^{d1}$ - and $-Y^{d2}$ - of formula (j-iv) are



. In an equally preferred embodiment $-X^{f1}$, $-X^{f2}$, $-X^{f3}$, $-X^{f4}$, $-X^{f5}$ and $-X^{f6}$

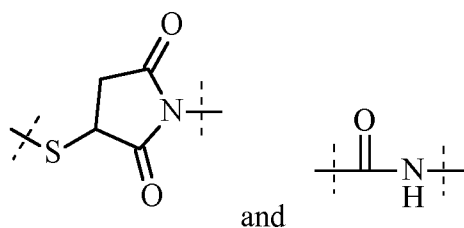
of formula (j-iv) are -H; s1 of formula (j-iv) is 3, s2 of formula (j-iv) is 5, s3 of formula (j-iv) is 2, s4 of formula (j-iv) is 4, s5 of formula (j-iv) is 5, s6 of formula (j-iv) is 2 and s7 of formula (j-iv) is 4; and $-Y^{d1}$ - and $-Y^{d2}$ - of formula (j-iv) are

25

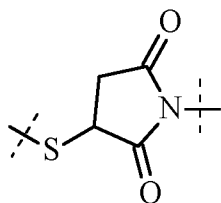


wherein the dashed line marked with the asterisk is oriented towards $-Z^{d1}$, $-Z^{d2}$, $-Z^{d3}$ and $-Z^{d4}$, respectively, and the unmarked dashed line is oriented towards $-L^2$.

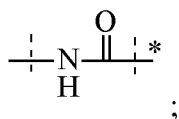
- 5 Preferably, $-X^{f1}$, $-X^{f2}$, $-X^{f3}$ and $-X^{f4}$ of formula (j-v) are -H; s1, s2, s3, s4 and s5 of formula (j-v) are selected from the group consisting of 1, 2, 3, 4, 5, 6 and 7; $-Y^{d1}$ and $-Y^{d2}$ of formula (j-v) are selected from the group consisting of



- 10 . In an even more preferred embodiment $-X^{f1}$, $-X^{f2}$, $-X^{f3}$ and $-X^{f4}$ of formula (j-v) are -H; s1 of formula (j-v) is 3, s2 of formula (j-v) is 2, s3 of formula (j-v) is 1, s4 of formula (j-v) is 2 and s5 of formula (j-v) is 1; and $-Y^{d1}$ and $-Y^{d2}$ of formula

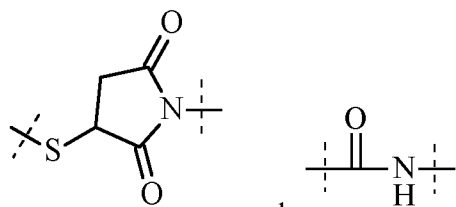


(j-v) are . In an equally preferred embodiment $-X^{f1}$, $-X^{f2}$, $-X^{f3}$ and $-X^{f4}$ of formula (j-v) are -H; s1 of formula (j-v) is 3, s2 of formula (j-v) is 2, s3 of formula (j-v) is 1, s4 of formula (j-v) is 2 and s5 of formula (j-v) is 1; and $-Y^{d1}$ and $-Y^{d2}$ of formula (j-v) are

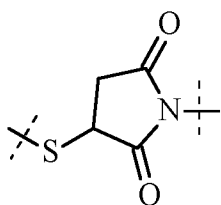


- 15 wherein the dashed line marked with the asterisk is oriented towards $-Z^{d1}$, $-Z^{d2}$, $-Z^{d3}$ and $-Z^{d4}$, respectively, and the unmarked dashed line is oriented towards $-L^2$.

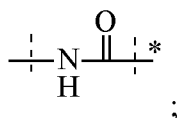
- 20 Preferably, $-X^{f1}$, $-X^{f2}$, $-X^{f3}$, $-X^{f4}$, $-X^{f5}$, $-X^{f6}$, $-X^{f7}$, $-X^{f8}$, $-X^{f9}$ and $-X^{f10}$ of formula (j-vi) are -H ; s1, s2, s3, s4, s5, s6, s7, s8 and s9 of formula (j-vi) are selected from the group consisting of 1, 2, 3, 4, 5, 6 and 7; $-Y^{d1}$ and $-Y^{d2}$ of formula (j-vi) are selected from the group consisting of



In an even more preferred embodiment $-X^{f1}$, $-X^{f2}$, $-X^{f3}$, $-X^{f4}$, $-X^{f5}$, $-X^{f6}$, $-X^{f7}$, $-X^{f8}$, $-X^{f9}$ and $-X^{f10}$ of formula (j-vi) are -H; s1 of formula (j-vi) is 4, s2 of formula (j-vi) is 5, s3 of formula (j-vi) is 2, s4 of formula (j-vi) is 4, s5 of formula (j-vi) is 4, s6 of formula (j-vi) is 5, s7 of formula (j-vi) is 2, s8 of formula (j-vi) is 4 and s9 of formula (j-vi) is 4; and $-Y^{d1}$ and $-Y^{d2}$ of formula (j-v) are

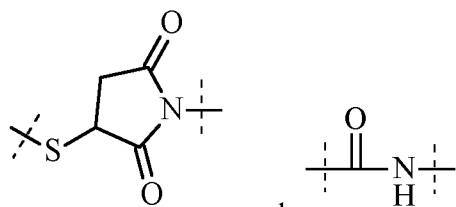


In an equally preferred embodiment $-X^{f1}$, $-X^{f2}$, $-X^{f3}$, $-X^{f4}$, $-X^{f5}$, $-X^{f6}$, $-X^{f7}$, $-X^{f8}$, $-X^{f9}$ and $-X^{f10}$ of formula (j-vi) are -H; s1 of formula (j-vi) is 4, s2 of formula (j-vi) is 5, s3 of formula (j-vi) is 2, s4 of formula (j-vi) is 4, s5 of formula (j-vi) is 4, s6 of formula (j-vi) is 5, s7 of formula (j-vi) is 2, s8 of formula (j-vi) is 4 and s9 of formula (j-vi) is 4; and $-Y^{d1}$ and $-Y^{d2}$ of formula (j-v) are



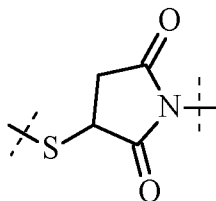
wherein the dashed line marked with the asterisk is oriented towards $-Z^{d1}$, $-Z^{d2}$, $-Z^{d3}$ and $-Z^{d4}$, respectively, and the unmarked dashed line is oriented towards $-L^2$.

15 Preferably, $-X^{f1}$, $-X^{f2}$, $-X^{f3}$, $-X^{f4}$, $-X^{f5}$, $-X^{f6}$, $-X^{f7}$, $-X^{f8}$, $-X^{f9}$, $-X^{f10}$, $-X^{f11}$, $-X^{f12}$, $-X^{f13}$ and $-X^{f14}$ of formula (j-vii) are -H; s1, s2, s3, s4, s5, s6, s7, s8, s9, s10, s11, s12, s13, s14 and s15 of formula (j-vii) are selected from the group consisting of 1, 2, 3, 4, 5, 6 and 7; $-Y^{d1}$, $-Y^{d2}$, $-Y^{d3}$ and $-Y^{d4}$ of formula (j-vii) are selected from the group consisting of

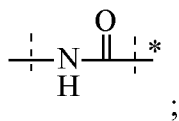


20 In an even more preferred embodiment $-X^{f1}$, $-X^{f2}$, $-X^{f3}$, $-X^{f4}$, $-X^{f5}$, $-X^{f6}$, $-X^{f7}$, $-X^{f8}$, $-X^{f9}$, $-X^{f10}$, $-X^{f11}$, $-X^{f12}$, $-X^{f13}$ and $-X^{f14}$ of formula (j-vii) are -H; are -H; s1 of formula (j-vii) is 4, s2 of formula (j-vii) is 4, s3 of formula (j-vii) is 5, s4 of formula (j-vii) is 2, s5 of formula (j-vii) is 4, s6 of formula (j-vii) is

5, s7 of formula (j-vii) is 2, s8 of formula (j-vii) is 4, s9 of formula (j-vii) is 4, s10 of formula (j-vii) is 5, s11 of formula (j-vii) is 2, s12 of formula (j-vii) is 4, s13 of formula (j-vii) is 5, s14 of formula (j-vii) is 2 and s15 of formula (j-vii) is 4; and $-Y^{d1}$ -, $-Y^{d2}$ -, $-Y^{d3}$ - and $-Y^{d4}$ - of



formula (j-vii) are . In an equally preferred
 5 embodiment- X^{f1} , $-X^{f2}$, $-X^{f3}$, $-X^{f4}$, $-X^{f5}$, $-X^{f6}$, $-X^{f7}$, $-X^{f8}$, $-X^{f9}$, $-X^{f10}$, $-X^{f11}$, $-X^{f12}$, $-X^{f13}$ and $-X^{f14}$
 of formula (j-vii) are -H; are -H; s1 of formula (j-vii) is 4, s2 of formula (j-vii) is 4, s3 of
 formula (j-vii) is 5, s4 of formula (j-vii) is 2, s5 of formula (j-vii) is 4, s6 of formula (j-vii) is
 5, s7 of formula (j-vii) is 2, s8 of formula (j-vii) is 4, s9 of formula (j-vii) is 4, s10 of formula
 (j-vii) is 5, s11 of formula (j-vii) is 2, s12 of formula (j-vii) is 4, s13 of formula (j-vii) is 5,
 10 s14 of formula (j-vii) is 2 and s15 of formula (j-vii) is 4; and $-Y^{d1}$ -, $-Y^{d2}$ -, $-Y^{d3}$ - and $-Y^{d4}$ - of
 formula (j-vii) are



wherein the dashed line marked with the asterisk is oriented towards $-Z^{d1}$, $-Z^{d2}$, $-Z^{d3}$ and $-Z^{d4}$,
 respectively, and the unmarked dashed line is oriented towards $-L^2$.

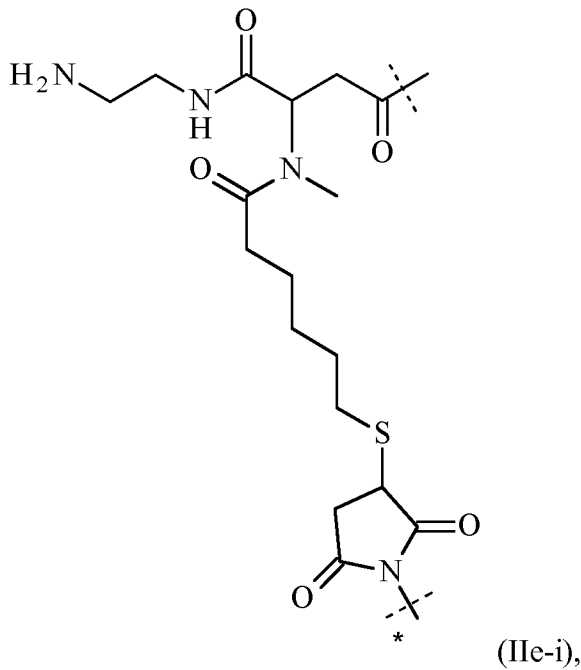
15 Preferably $-Z^{d1}$, $-Z^{d2}$, $-Z^{d3}$ and $-Z^{d4}$ of formula (j-i), (j-ii), (j-iii), (j-iv), (j-v), (j-vi) and (j-vii)
 have the same structure.

In one embodiment $-Z^{d1}$, $-Z^{d2}$, $-Z^{d3}$ and $-Z^{d4}$ of formula (j-i), (j-ii), (j-iii), (j-iv), (j-v), (j-vi) and
 20 (j-vii) are a PA moiety.

In another embodiment $-Z^{d1}$, $-Z^{d2}$, $-Z^{d3}$ and $-Z^{d4}$ of formula (j-i), (j-ii), (j-iii), (j-iv), (j-v), (j-vi)
 and (j-vii) are a PAS moiety.

25 In another embodiment $-Z^{d1}$, $-Z^{d2}$, $-Z^{d3}$ and $-Z^{d4}$ of formula (j-i), (j-ii), (j-iii), (j-iv), (j-v), (j-vi)
 and (j-vii) are a PAG moiety.

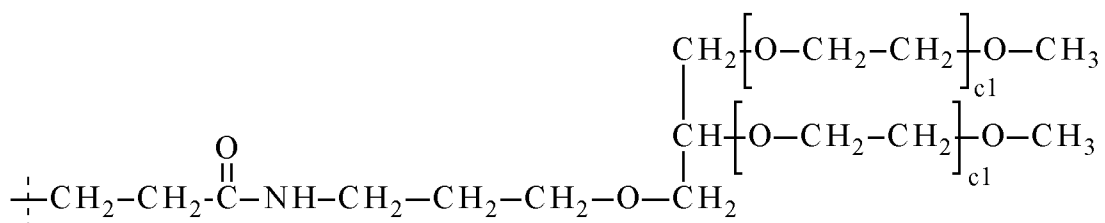
In another embodiment $-Z^{d1}$, $-Z^{d2}$, $-Z^{d3}$ and $-Z^{d4}$ of formula (j-i), (j-ii), (j-iii), (j-iv), (j-v), (j-vi)
 and (j-vii) are a PG moiety.



wherein

the unmarked dashed line indicates the attachment to a nitrogen of -D which is a CNP agonist moiety by forming an amide bond; and

5 the dashed line marked with the asterisk indicates attachment to a moiety

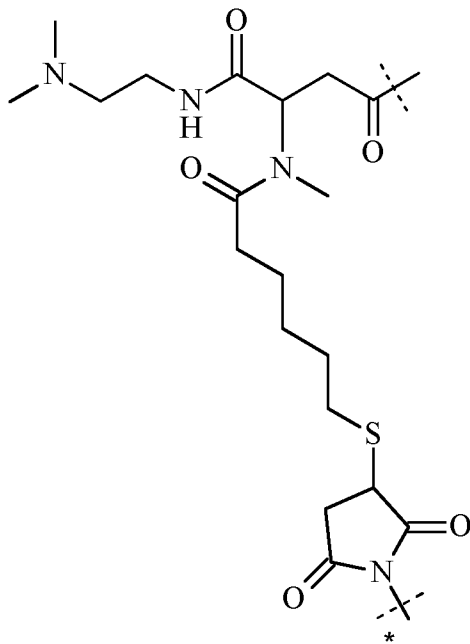


wherein

each c1 is an integer independently ranging from 400 to 500.

10 Preferably, c1 of formula (IIe-i) is about 450.

In another equally preferred embodiment the CNP agonist prodrug of the present invention is of formula (IIe-ii)

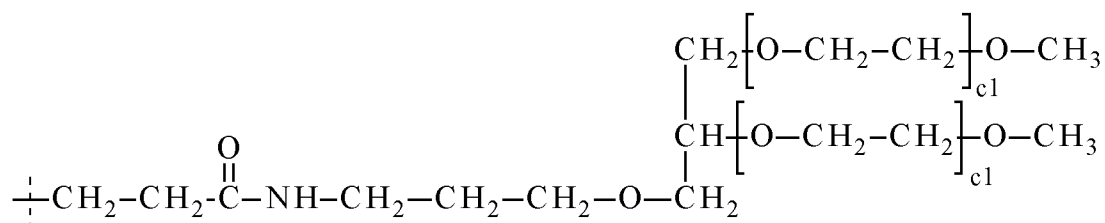


(IIe-ii),

wherein

the unmarked dashed line indicates the attachment to a nitrogen of -D which is a CNP agonist moiety by forming an amide bond; and

5 the dashed line marked with the asterisk indicates attachment to a moiety



wherein

each c1 is an integer independently ranging from 400 to 500.

10 Preferably, c1 of formula (IIe-ii) is about 450.

Preferably -D of formula (IIe), (IIe-i) and (IIe-ii) is a CNP moiety, i.e. the prodrug of formula (IIe), (IIe-i) and (IIe-ii) is a CNP prodrug. Even more preferably -D of formula (IIe), (IIe-i) and (IIe-ii) is a CNP moiety having the sequence of SEQ ID NO:24, SEQ ID NO:25 or SEQ ID NO:30. Most preferably -D of formula (IIe), (IIe-i) and (IIe-ii) is a CNP moiety CNP having the sequence of SEQ ID NO:24. It is also preferred that -D of formula (IIe), (IIe-i) and (IIe-ii) is a CNP moiety CNP having the sequence of SEQ ID NO:20. It is also preferred that -D of formula (IIe), (IIe-i) and (IIe-ii) is a CNP moiety CNP having the sequence of SEQ ID NO:21. It is also preferred that -D of formula (IIe), (IIe-i) and (IIe-ii) is a CNP moiety

CNP having the sequence of SEQ ID NO:22. It is also preferred that -D of formula (IIe), (IIe-i) and (IIe-ii) is a CNP moiety CNP having the sequence of SEQ ID NO:23. It is also preferred that -D of formula (IIe), (IIe-i) and (IIe-ii) is a CNP moiety CNP having the sequence of SEQ ID NO:30.

5

In one embodiment -D of formula (IIe), (IIe-i) and (IIe-ii) is a CNP moiety which is attached to -L¹- through the nitrogen of the N-terminal amine functional group of CNP.

10

In a preferred embodiment -D of formula (IIe), (IIe-i) and (IIe-ii) is a CNP moiety which is attached to -L¹- through a nitrogen provided by the amine functional group of a lysine side chain of the CNP moiety.

15

In one embodiment said lysine side chain is not part of the ring formed by the disulfide bridge between the cysteine residues at positions 22 and 38, if the CNP moiety is of SEQ ID NO:24.

Accordingly, in one embodiment the CNP moiety is connected to -L¹- in the CNP prodrug of formula (IIe), (IIe-i) and (IIe-ii) through the amine functional group provided by the side chain of the lysine at position 9, if the CNP has the sequence of SEQ ID NO:24.

20

In another embodiment the CNP moiety is connected to -L¹- in the CNP prodrug of formula (IIe), (IIe-i) and (IIe-ii) through the amine functional group provided by the side chain of the lysine at position 11, if the CNP has the sequence of SEQ ID NO:24.

25

In another embodiment the CNP moiety is connected to -L¹- in the CNP prodrug of formula (IIe), (IIe-i) and (IIe-ii) through the amine functional group provided by the side chain of the lysine at position 15, if the CNP has the sequence of SEQ ID NO:24.

30

In another embodiment the CNP moiety is connected to -L¹- in the CNP prodrug of formula (IIe), (IIe-i) and (IIe-ii) through the amine functional group provided by the side chain of the lysine at position 16, if the CNP has the sequence of SEQ ID NO:24.

In another embodiment the CNP moiety is connected to -L¹- in the CNP prodrug of formula (IIe), (IIe-i) and (IIe-ii) through the amine functional group provided by the side chain of the lysine at position 20, if the CNP has the sequence of SEQ ID NO:24.

In a preferred embodiment said lysine side chain is part of the ring formed by the disulfide bridge between the cysteine residues at positions 22 and 38, if the CNP moiety is of SEQ ID NO:24.

5

Accordingly, in one embodiment the CNP moiety is connected to $-L^1$ - in the CNP prodrug of formula (IIe), (IIe-i) and (IIe-ii) through the amine functional group provided by the side chain of the lysine at position 26, if the CNP has the sequence of SEQ ID NO:24.

10 It is understood that the positions of the cysteines and lysines mentioned above vary depending on the lengths of the CNP moiety and that the person skilled in the art will have no difficulty identifying the corresponding cysteines and lysines in longer or shorter versions of the CNP moiety and also understands that for example some lysines may not be present in shorter CNP moieties. It is further understood that as a result of for example site-directed
15 mutagenesis there might be more lysine residues in the non-ring forming part and/or ring forming part of the CNP moiety.

In a preferred embodiment the CNP prodrug of the present invention is of formula (IIe), wherein c1 is about 450, -D is a CNP moiety having the sequence of SEQ ID NO:24 and is
20 attached to $-L^1$ - through the amine functional group provided by the side chain of the lysine at position 26.

In another preferred embodiment the CNP prodrug of the present invention is of formula (IIe-i), wherein c1 is about 450, the CNP moiety has the sequence of SEQ ID NO:24 and is
25 attached to $-L^1$ - through the amine functional group provided by the side chain of the lysine at position 26.

In another preferred embodiment the CNP prodrug of the present invention is of formula (IIe-ii), wherein c1 is about 450, the CNP moiety has the sequence of SEQ ID NO:24 and is
30 attached to $-L^1$ - through the amine functional group provided by the side chain of the lysine at position 26.

In a preferred embodiment the CNP prodrug of the present invention is of formula (IIe), wherein c1 is about 450, the CNP moiety has the sequence of SEQ ID NO:20 and is attached

to -L¹- through the amine functional group provided by the side chain of the lysine at position 30.

5 In another preferred embodiment the CNP prodrug of the present invention is of formula (IIe-i), wherein c1 is about 450, the CNP moiety has the sequence of SEQ ID NO:20 and is attached to -L¹- through the amine functional group provided by the side chain of the lysine at position 30.

10 In another preferred embodiment the CNP prodrug of the present invention is of formula (IIe-ii), wherein c1 is about 450, the CNP moiety has the sequence of SEQ ID NO:20 and is attached to -L¹- through the amine functional group provided by the side chain of the lysine at position 30.

15 In a preferred embodiment the CNP prodrug of the present invention is of formula (IIe), wherein c1 is about 450, the CNP moiety has the sequence of SEQ ID NO:21 and is attached to -L¹- through the amine functional group provided by the side chain of the lysine at position 29.

20 In another preferred embodiment the CNP prodrug of the present invention is of formula (IIe-i), wherein c1 is about 450, the CNP moiety has the sequence of SEQ ID NO:21 and is attached to -L¹- through the amine functional group provided by the side chain of the lysine at position 29.

25 In another preferred embodiment the CNP prodrug of the present invention is of formula (IIe-ii), wherein c1 is about 450, the CNP moiety has the sequence of SEQ ID NO:21 and is attached to -L¹- through the amine functional group provided by the side chain of the lysine at position 29.

30 In a preferred embodiment the CNP prodrug of the present invention is of formula (IIe), wherein c1 is about 450, the CNP moiety has the sequence of SEQ ID NO:22 and is attached to -L¹- through the amine functional group provided by the side chain of the lysine at position 28.

In another preferred embodiment the CNP prodrug of the present invention is of formula (IIe-i), wherein c_1 is about 450, the CNP moiety has the sequence of SEQ ID NO:22 and is attached to $-L^1$ - through the amine functional group provided by the side chain of the lysine at position 28.

5

In another preferred embodiment the CNP prodrug of the present invention is of formula (IIe-ii), wherein c_1 is about 450, the CNP moiety has the sequence of SEQ ID NO:22 and is attached to $-L^1$ - through the amine functional group provided by the side chain of the lysine at position 28.

10

In a preferred embodiment the CNP prodrug of the present invention is of formula (IIe), wherein c_1 is about 450, the CNP moiety has the sequence of SEQ ID NO:23 and is attached to $-L^1$ - through the amine functional group provided by the side chain of the lysine at position 27.

15

In another preferred embodiment the CNP prodrug of the present invention is of formula (IIe-i), wherein c_1 is about 450, the CNP moiety has the sequence of SEQ ID NO:23 and is attached to $-L^1$ - through the amine functional group provided by the side chain of the lysine at position 27.

20

In another preferred embodiment the CNP prodrug of the present invention is of formula (IIe-ii), wherein c_1 is about 450, the CNP moiety has the sequence of SEQ ID NO:23 and is attached to $-L^1$ - through the amine functional group provided by the side chain of the lysine at position 27.

25

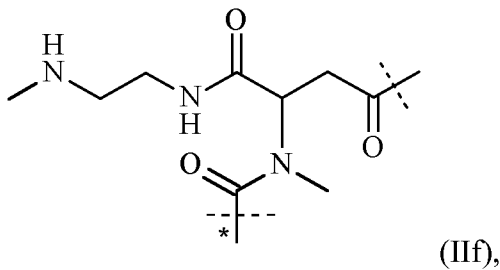
In a preferred embodiment the CNP prodrug of the present invention is of formula (IIe), wherein c_1 is about 450, the CNP moiety has the sequence of SEQ ID NO:30 and is attached to $-L^1$ - through the amine functional group provided by the side chain of the lysine at position 27.

30

In another preferred embodiment the CNP prodrug of the present invention is of formula (IIe-i), wherein c_1 is about 450, the CNP moiety has the sequence of SEQ ID NO:30 and is attached to $-L^1$ - through the amine functional group provided by the side chain of the lysine at position 27.

In another preferred embodiment the CNP prodrug of the present invention is of formula (IIe-ii), wherein c1 is about 450, the CNP moiety has the sequence of SEQ ID NO:30 and is attached to -L¹ through the amine functional group provided by the side chain of the lysine at position 27.

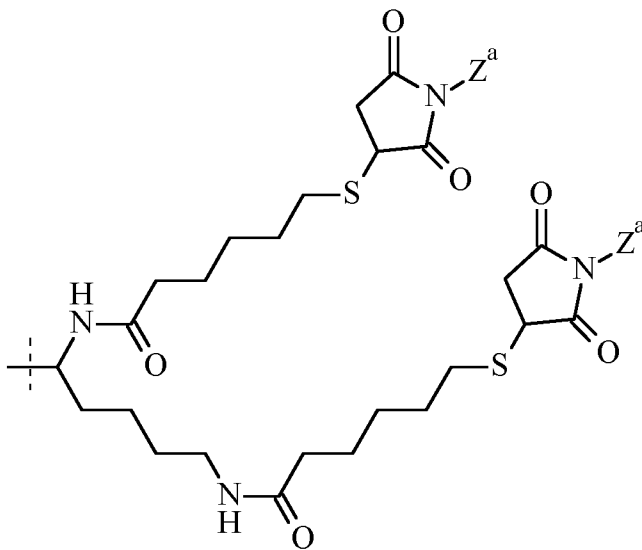
In another preferred embodiment the CNP agonist prodrug of the present invention is of formula (IIf)



10 wherein

the unmarked dashed line indicates the attachment to a nitrogen of -D which is a CNP agonist moiety by forming an amide bond; and

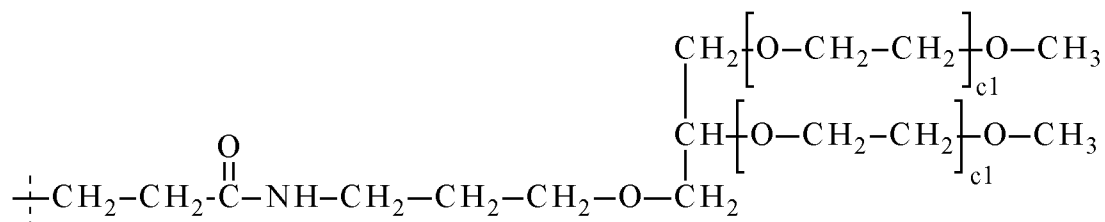
the dashed line marked with the asterisk indicates attachment to -Z having the structure



15

wherein

each -Z^a is

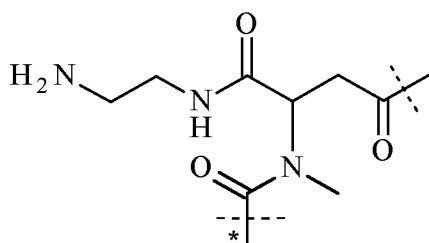


wherein

each c1 is an integer independently ranging from 200 to 250.

5 Preferably, each c1 of formula (IIf) is about 225.

In another preferred embodiment the CNP prodrug of the present invention is of formula (IIf-i)

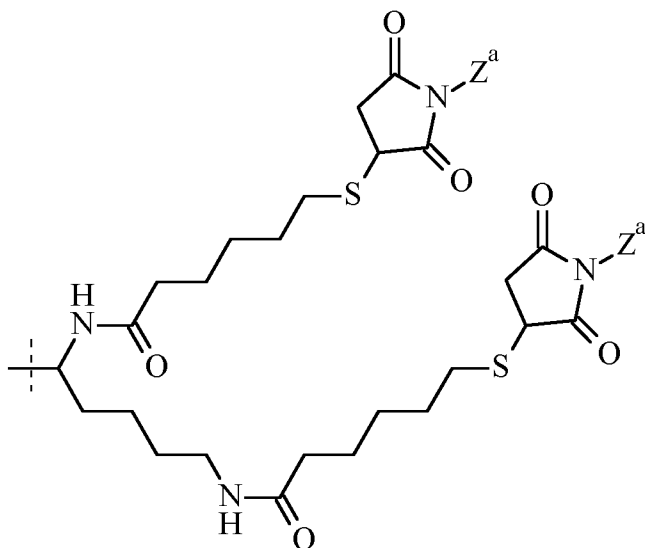


(IIf-i),

10 wherein

the unmarked dashed line indicates the attachment to a nitrogen of -D which is a CNP agonist moiety by forming an amide bond; and

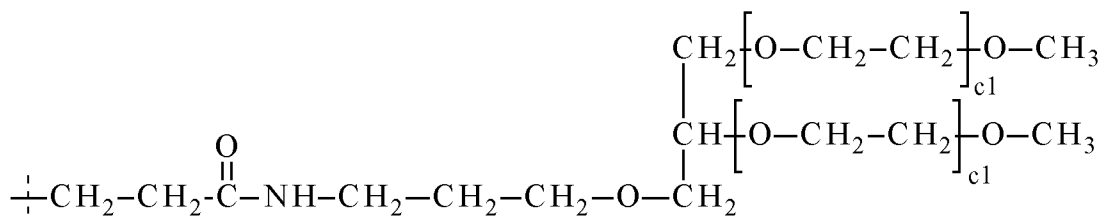
the dashed line marked with the asterisk indicates attachment to -Z having the structure



15

wherein

each -Z^a is



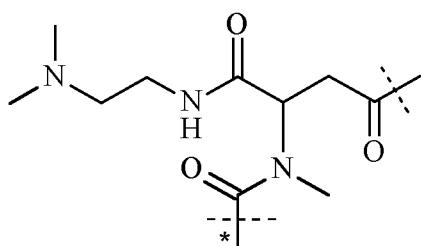
wherein

each c1 is an integer independently ranging from 200 to 250.

5

Preferably, each c1 of formula (IIf-i) is about 225.

In another preferred embodiment the CNP prodrug of the present invention is of formula (IIf-ii)



(IIf-ii),

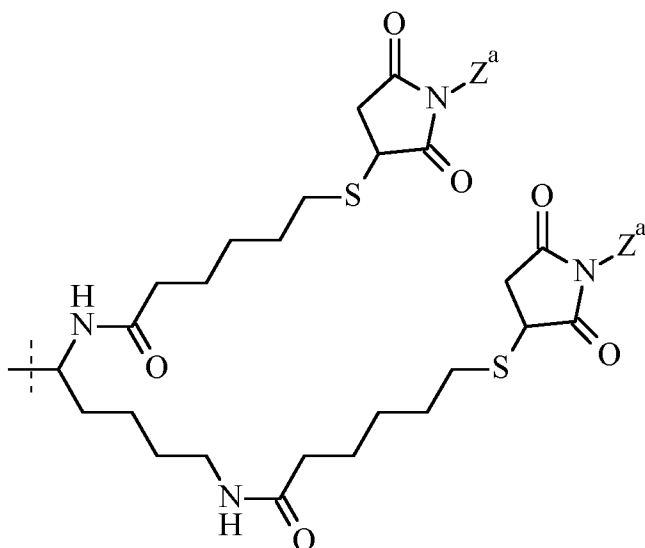
10

wherein

the unmarked dashed line indicates the attachment to a nitrogen of -D which is a CNP agonist moiety by forming an amide bond; and

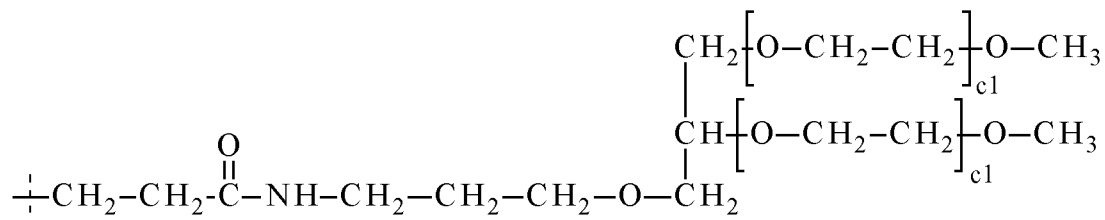
the dashed line marked with the asterisk indicates attachment to -Z having the

15



wherein

each -Z^a is



wherein

5 each c1 is an integer independently ranging from 200 to 250.

Preferably, each c1 of formula (IIf-ii) is about 225.

10 Preferably -D of formula (IIf), (IIf-i) and (IIf-ii) is a CNP moiety, i.e. the prodrug of formula (IIf), (IIf-i) and (IIf-ii) is a CNP prodrug. Even more preferably -D of formula (IIf), (IIf-i) and (IIf-ii) is a CNP moiety having the sequence of SEQ ID NO:24, SEQ ID NO:25 or SEQ ID NO:30. Most preferably -D of formula (IIf), (IIf-i) and (IIf-ii) is a CNP moiety CNP having the sequence of SEQ ID NO:24.

15 In another embodiment the CNP moiety of the CNP prodrug of formula (IIf), (IIf-i) and (IIf-ii) has the sequence of SEQ ID NO:30.

In another embodiment the CNP moiety of the CNP prodrug of formula (IIf), (IIf-i) and (IIf-ii) has the sequence of SEQ ID NO:20.

20 In another embodiment the CNP moiety of the CNP prodrug of formula (IIf), (IIf-i) and (IIf-ii) has the sequence of SEQ ID NO:21.

25 In another embodiment the CNP moiety of the CNP prodrug of formula (IIf), (IIf-i) and (IIf-ii) has the sequence of SEQ ID NO:22.

In another embodiment the CNP moiety of the CNP prodrug of formula (IIf), (IIf-i) and (IIf-ii) has the sequence of SEQ ID NO:23.

30 In one embodiment -D of formula (IIf), (IIf-i) and (IIf-ii) is a CNP moiety which is attached to -L¹- through the nitrogen of the N-terminal amine functional group of CNP.

In a preferred embodiment -D of formula (IIf), (IIf-i) and (IIf-ii) is a CNP moiety which is attached to -L¹- through a nitrogen provided by the amine functional group of a lysine side chain of the CNP moiety.

5

In one embodiment said lysine side chain is not part of the ring formed by the disulfide bridge between the cysteine residues at positions 22 and 38, if the CNP moiety is of SEQ ID NO:24.

Accordingly, in one embodiment the CNP moiety is connected to -L¹- in the CNP prodrug of formula (IIf), (IIf-i) and (IIf-ii) through the amine functional group provided by the side chain of the lysine at position 9, if the CNP has the sequence of SEQ ID NO:24.

10

In another embodiment the CNP moiety is connected to -L¹- in the CNP prodrug of formula (IIf), (IIf-i) and (IIf-ii) through the amine functional group provided by the side chain of the lysine at position 11, if the CNP has the sequence of SEQ ID NO:24.

15

In another embodiment the CNP moiety is connected to -L¹- in the CNP prodrug of formula (IIf), (IIf-i) and (IIf-ii) through the amine functional group provided by the side chain of the lysine at position 15, if the CNP has the sequence of SEQ ID NO:24.

20

In another embodiment the CNP moiety is connected to -L¹- in the CNP prodrug of formula (IIf), (IIf-i) and (IIf-ii) through the amine functional group provided by the side chain of the lysine at position 16, if the CNP has the sequence of SEQ ID NO:24.

In another embodiment the CNP moiety is connected to -L¹- in the CNP prodrug of formula (IIf), (IIf-i) and (IIf-ii) through the amine functional group provided by the side chain of the lysine at position 20, if the CNP has the sequence of SEQ ID NO:24.

25

In a preferred embodiment said lysine side chain is part of the ring formed by the disulfide bridge between the cysteine residues at positions 22 and 38, if the CNP moiety is of SEQ ID NO:24.

30

Accordingly, in one embodiment the CNP moiety is connected to $-L^1-$ in the CNP prodrug of formula (IIf), (IIf-i) and (IIf-ii) through the amine functional group provided by the side chain of the lysine at position 26, if the CNP has the sequence of SEQ ID NO:24.

5 It is understood that the positions of the cysteines and lysines mentioned above vary depending on the lengths of the CNP moiety and that the person skilled in the art will have no difficulty identifying the corresponding cysteines and lysines in longer or shorter versions of the CNP moiety and also understands that for example some lysines may not be present in shorter CNP moieties. It is further understood that as a result of for example site-directed
10 mutagenesis there might be more lysine residues in the non-ring forming part and/or ring forming part of the CNP moiety.

In a preferred embodiment the CNP prodrug of the present invention is of formula (IIf), wherein c1 is about 225, -D is a CNP moiety having the sequence of SEQ ID NO:24 and is
15 attached to $-L^1-$ through the amine functional group provided by the side chain of the lysine at position 26.

In another preferred embodiment the CNP prodrug of the present invention is of formula (IIf-i), wherein c1 is about 225, the CNP moiety has the sequence of SEQ ID NO:24 and is
20 attached to $-L^1-$ through the amine functional group provided by the side chain of the lysine at position 26.

In another preferred embodiment the CNP prodrug of the present invention is of formula (IIf-ii), wherein c1 is about 225, the CNP moiety has the sequence of SEQ ID NO:24 and is
25 attached to $-L^1-$ through the amine functional group provided by the side chain of the lysine at position 26.

In a preferred embodiment the CNP prodrug of the present invention is of formula (IIf), wherein c1 is about 225, -D is a CNP moiety having the sequence of SEQ ID NO:20 and is
30 attached to $-L^1-$ through the amine functional group provided by the side chain of the lysine at position 30.

In another preferred embodiment the CNP prodrug of the present invention is of formula (IIf-i), wherein c1 is about 225, the CNP moiety has the sequence of SEQ ID NO:20 and is

attached to $-L^1$ - through the amine functional group provided by the side chain of the lysine at position 30.

5 In another preferred embodiment the CNP prodrug of the present invention is of formula (IIf-ii), wherein c1 is about 225, the CNP moiety has the sequence of SEQ ID NO:20 and is attached to $-L^1$ - through the amine functional group provided by the side chain of the lysine at position 30.

10 In a preferred embodiment the CNP prodrug of the present invention is of formula (IIf), wherein c1 is about 225, -D is a CNP moiety having the sequence of SEQ ID NO:21 and is attached to $-L^1$ - through the amine functional group provided by the side chain of the lysine at position 29.

15 In another preferred embodiment the CNP prodrug of the present invention is of formula (IIf-i), wherein c1 is about 225, the CNP moiety has the sequence of SEQ ID NO:21 and is attached to $-L^1$ - through the amine functional group provided by the side chain of the lysine at position 29.

20 In another preferred embodiment the CNP prodrug of the present invention is of formula (IIf-ii), wherein c1 is about 225, the CNP moiety has the sequence of SEQ ID NO:21 and is attached to $-L^1$ - through the amine functional group provided by the side chain of the lysine at position 29.

25 In a preferred embodiment the CNP prodrug of the present invention is of formula (IIf), wherein c1 is about 225, -D is a CNP moiety having the sequence of SEQ ID NO:22 and is attached to $-L^1$ - through the amine functional group provided by the side chain of the lysine at position 28.

30 In another preferred embodiment the CNP prodrug of the present invention is of formula (IIf-i), wherein c1 is about 225, the CNP moiety has the sequence of SEQ ID NO:22 and is attached to $-L^1$ - through the amine functional group provided by the side chain of the lysine at position 28.

In another preferred embodiment the CNP prodrug of the present invention is of formula (IIf-ii), wherein c1 is about 225, the CNP moiety has the sequence of SEQ ID NO:22 and is attached to $-L^1$ - through the amine functional group provided by the side chain of the lysine at position 28.

5

In a preferred embodiment the CNP prodrug of the present invention is of formula (IIf), wherein c1 is about 225, -D is a CNP moiety having the sequence of SEQ ID NO:23 and is attached to $-L^1$ - through the amine functional group provided by the side chain of the lysine at position 27.

10

In another preferred embodiment the CNP prodrug of the present invention is of formula (IIf-i), wherein c1 is about 225, the CNP moiety has the sequence of SEQ ID NO:23 and is attached to $-L^1$ - through the amine functional group provided by the side chain of the lysine at position 27.

15

In another preferred embodiment the CNP prodrug of the present invention is of formula (IIf-ii), wherein c1 is about 225, the CNP moiety has the sequence of SEQ ID NO:23 and is attached to $-L^1$ - through the amine functional group provided by the side chain of the lysine at position 27.

20

In a preferred embodiment the CNP prodrug of the present invention is of formula (IIf), wherein c1 is about 225, -D is a CNP moiety having the sequence of SEQ ID NO:30 and is attached to $-L^1$ - through the amine functional group provided by the side chain of the lysine at position 27.

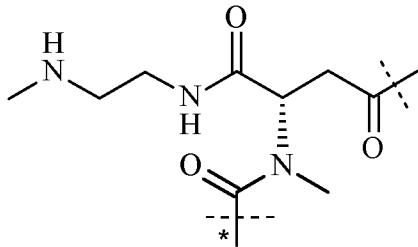
25

In another preferred embodiment the CNP prodrug of the present invention is of formula (IIf-i), wherein c1 is about 225, the CNP moiety has the sequence of SEQ ID NO:30 and is attached to $-L^1$ - through the amine functional group provided by the side chain of the lysine at position 27.

30

In another preferred embodiment the CNP prodrug of the present invention is of formula (IIf-ii), wherein c1 is about 225, the CNP moiety has the sequence of SEQ ID NO:30 and is attached to $-L^1$ - through the amine functional group provided by the side chain of the lysine at position 27.

In another preferred embodiment the CNP prodrug of the present invention is of formula (Iif')



(Iif'),

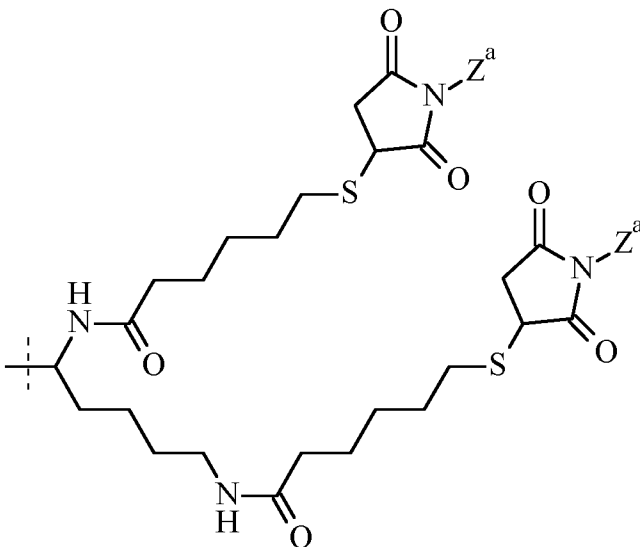
5

wherein

the unmarked dashed line indicates the attachment to a nitrogen provided by the side chain of the lysine at position 26 of the CNP moiety of SEQ ID NO:24 by forming an amide bond; and

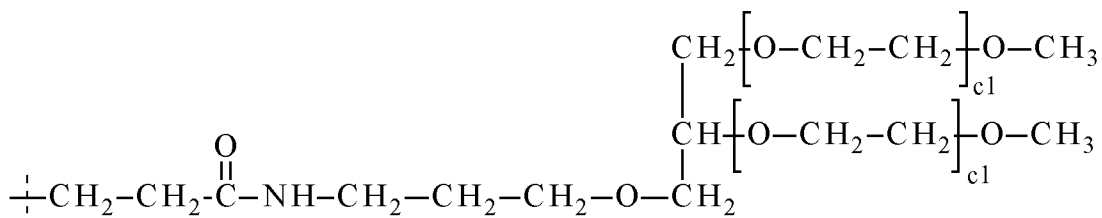
the dashed line marked with the asterisk indicates attachment to -Z having the structure

10



wherein

each Z^a is



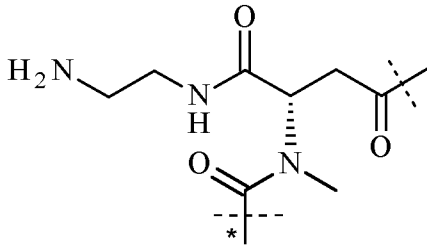
15

wherein

each c1 is an integer independently ranging from 200 to 250.

Preferably, each c1 of formula (IIf') is about 225.

In another preferred embodiment the CNP prodrug of the present invention is of formula (IIf-
 5 i')

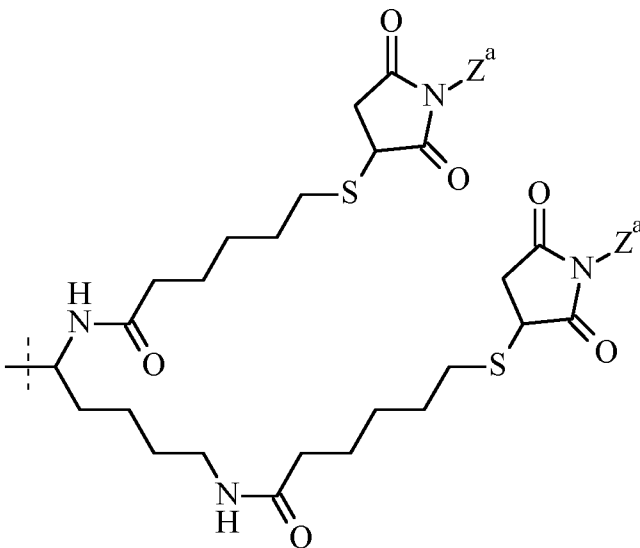


(IIf-i'),

wherein

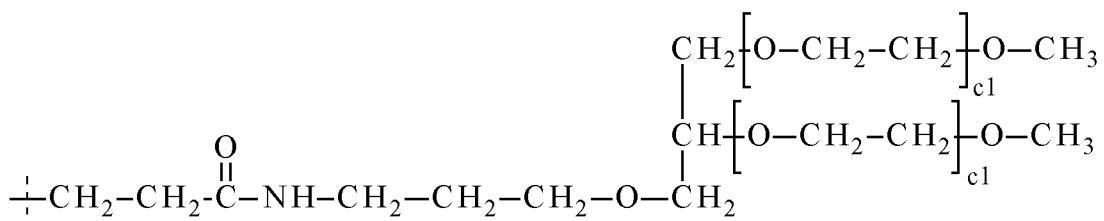
the unmarked dashed line indicates the attachment to a nitrogen provided by the side
 chain of the lysine at position 26 of the CNP moiety of SEQ ID NO:24 by forming an
 10 amide bond; and

the dashed line marked with the asterisk indicates attachment to -Z having the
 structure



wherein

15 each Z^a is



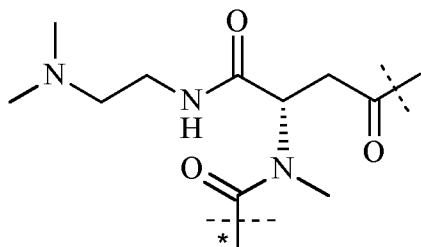
wherein

each c1 is an integer independently ranging from 200 to 250.

Preferably, each c1 of formula (IIf-i') is about 225.

5

In another preferred embodiment the CNP prodrug of the present invention is of formula (IIf-ii')



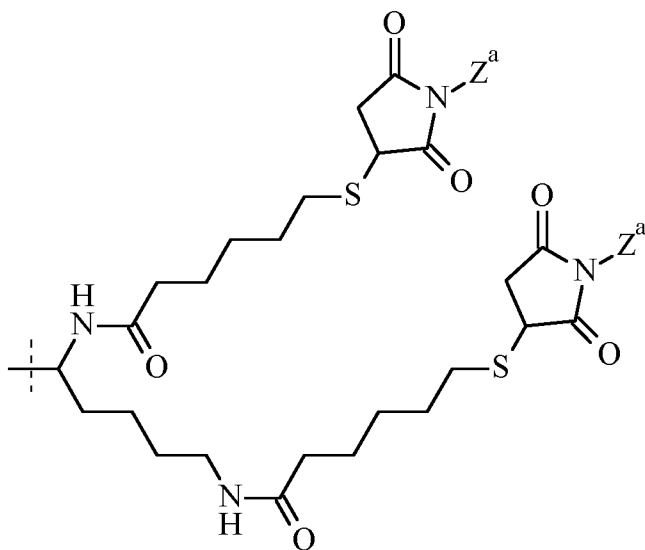
(IIf-ii'),

wherein

10

the unmarked dashed line indicates the attachment to a nitrogen provided by the side chain of the lysine at position 26 of the CNP moiety of SEQ ID NO:24 by forming an amide bond; and

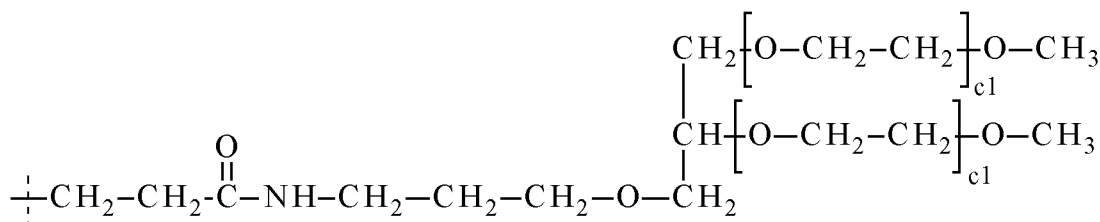
the dashed line marked with the asterisk indicates attachment to -Z having the structure



15

wherein

each Z^a is

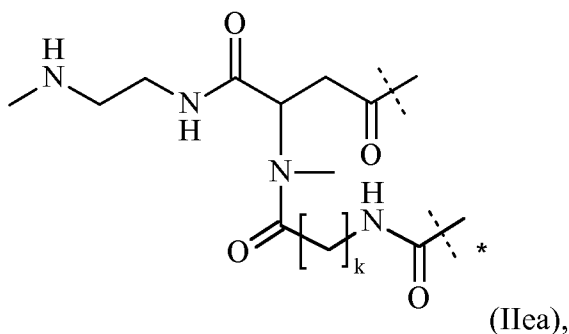


wherein

each c1 is an integer independently ranging from 200 to 250.

5 Preferably, each c1 of formula (IIf-ii') is about 225.

In an equally preferred embodiment the CNP agonist prodrug of the present invention is of formula (IIea)

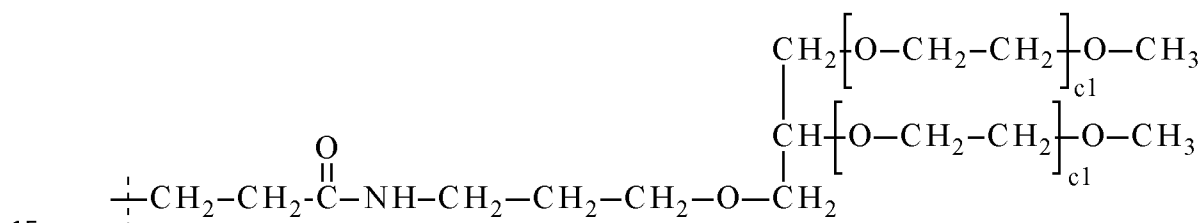


10 wherein

the unmarked dashed line indicates the attachment to a nitrogen of -D which is a CNP agonist moiety by forming an amide bond;

k is selected from the group consisting of 1, 2, 3, 4, 5, 6, 7, 8, 9, 10, 11 and 12; and

the dashed line marked with the asterisk indicates attachment to a moiety



wherein

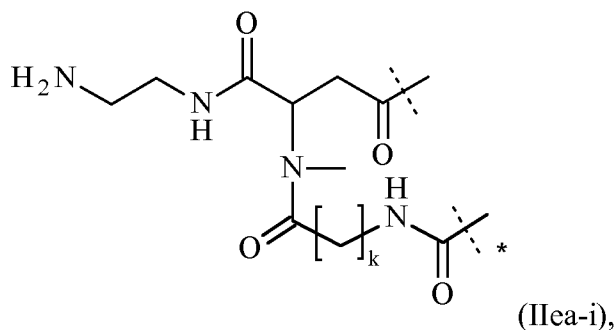
each c1 is an integer independently ranging from 400 to 500.

Preferably, c1 of formula (IIea) is about 450.

20

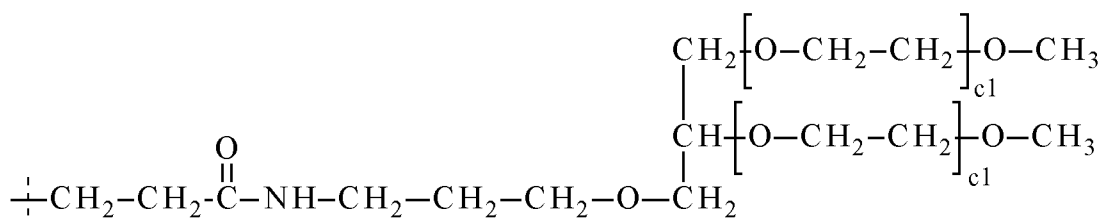
Preferably, k of formula (IIea) is selected from the group consisting of 2, 3, 4, 5, 6 and 7.

In an equally preferred embodiment the CNP agonist prodrug of the present invention is of formula (IIea-i)



wherein

- 5 the unmarked dashed line indicates the attachment to a nitrogen of -D which is a CNP agonist moiety by forming an amide bond;
 k is selected from the group consisting of 1, 2, 3, 4, 5, 6, 7, 8, 9, 10, 11 and 12; and
 the dashed line marked with the asterisk indicates attachment to a moiety



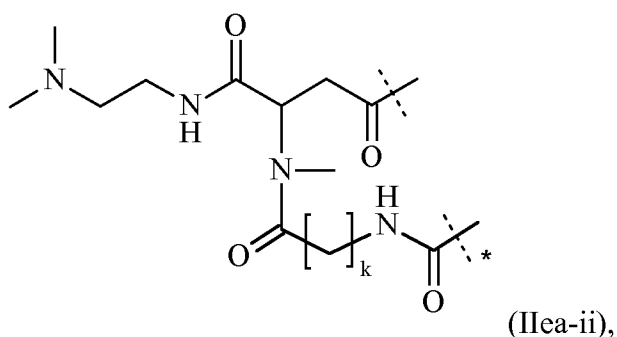
- 10 wherein

each c1 is an integer independently ranging from 400 to 500.

Preferably, k of formula (IIea-i) is selected from the group consisting of 2, 3, 4, 5, 6 and 7.

- 15 Preferably, c1 of formula (IIea-i) is about 450.

In another equally preferred embodiment the CNP agonist prodrug of the present invention is of formula (IIea-ii)



It is also preferred that -D of formula (Ilea), (Ilea-i) and (Ilea-ii) is a CNP moiety CNP having the sequence of SEQ ID NO:30.

- 5 In one embodiment -D of formula (Ilea), (Ilea-i) and (Ilea-ii) is a CNP moiety which is attached to $-L^1$ through the nitrogen of the N-terminal amine functional group of CNP.

In a preferred embodiment -D of formula (Ilea), (Ilea-i) and (Ilea-ii) is a CNP moiety which is attached to $-L^1$ through a nitrogen provided by the amine functional group of a lysine side chain of the CNP moiety.

10

In one embodiment said lysine side chain is not part of the ring formed by the disulfide bridge between the cysteine residues at positions 22 and 38, if the CNP moiety is of SEQ ID NO:24.

- 15 Accordingly, in one embodiment the CNP moiety is connected to $-L^1$ in the CNP prodrug of formula (Ilea), (Ilea-i) and (Ilea-ii) through the amine functional group provided by the side chain of the lysine at position 9, if the CNP has the sequence of SEQ ID NO:24.

In another embodiment the CNP moiety is connected to $-L^1$ in the CNP prodrug of formula (Ilea), (Ilea-i) and (Ilea-ii) through the amine functional group provided by the side chain of the lysine at position 11, if the CNP has the sequence of SEQ ID NO:24.

20

In another embodiment the CNP moiety is connected to $-L^1$ in the CNP prodrug of formula (Ilea), (Ilea-i) and (Ilea-ii) through the amine functional group provided by the side chain of the lysine at position 15, if the CNP has the sequence of SEQ ID NO:24.

25

In another embodiment the CNP moiety is connected to $-L^1$ in the CNP prodrug of formula (Ilea), (Ilea-i) and (Ilea-ii) through the amine functional group provided by the side chain of the lysine at position 16, if the CNP has the sequence of SEQ ID NO:24.

30

In another embodiment the CNP moiety is connected to $-L^1$ in the CNP prodrug of formula (Ilea), (Ilea-i) and (Ilea-ii) through the amine functional group provided by the side chain of the lysine at position 20, if the CNP has the sequence of SEQ ID NO:24.

In a preferred embodiment said lysine side chain is part of the ring formed by the disulfide bridge between the cysteine residues at positions 22 and 38, if the CNP moiety is of SEQ ID NO:24.

- 5 Accordingly, in one embodiment the CNP moiety is connected to $-L^1-$ in the CNP prodrug of formula (Ilea), (Ilea-i) and (Ilea-ii) through the amine functional group provided by the side chain of the lysine at position 26, if the CNP has the sequence of SEQ ID NO:24.

10 It is understood that the positions of the cysteines and lysines mentioned above vary depending on the lengths of the CNP moiety and that the person skilled in the art will have no difficulty identifying the corresponding cysteines and lysines in longer or shorter versions of the CNP moiety and also understands that for example some lysines may not be present in shorter CNP moieties. It is further understood that as a result of for example site-directed mutagenesis there might be more lysine residues in the non-ring forming part and/or ring
15 forming part of the CNP moiety.

In a preferred embodiment the CNP prodrug of the present invention is of formula (Ilea), wherein c1 is about 450, -D is a CNP moiety having the sequence of SEQ ID NO:24 and is attached to $-L^1-$ through the amine functional group provided by the side chain of the lysine at
20 position 26.

In another preferred embodiment the CNP prodrug of the present invention is of formula (Ilea-i), wherein c1 is about 450, the CNP moiety has the sequence of SEQ ID NO:24 and is attached to $-L^1-$ through the amine functional group provided by the side chain of the lysine at
25 position 26.

In another preferred embodiment the CNP prodrug of the present invention is of formula (Ilea-ii), wherein c1 is about 450, the CNP moiety has the sequence of SEQ ID NO:24 and is attached to $-L^1-$ through the amine functional group provided by the side chain of the lysine at
30 position 26.

In another preferred embodiment the CNP prodrug of the present invention is of formula (Ilea), wherein c1 is about 450, -D is a CNP moiety having the sequence of SEQ ID NO:20

and is attached to $-L^1$ - through the amine functional group provided by the side chain of the lysine at position 30.

5 In another preferred embodiment the CNP prodrug of the present invention is of formula (IIea-i), wherein c1 is about 450, the CNP moiety has the sequence of SEQ ID NO:20 and is attached to $-L^1$ - through the amine functional group provided by the side chain of the lysine at position 30.

10 In another preferred embodiment the CNP prodrug of the present invention is of formula (IIea-ii), wherein c1 is about 450, the CNP moiety has the sequence of SEQ ID NO:20 and is attached to $-L^1$ - through the amine functional group provided by the side chain of the lysine at position 30.

15 In a preferred embodiment the CNP prodrug of the present invention is of formula (IIea), wherein c1 is about 450, -D is a CNP moiety having the sequence of SEQ ID NO:21 and is attached to $-L^1$ - through the amine functional group provided by the side chain of the lysine at position 29.

20 In another preferred embodiment the CNP prodrug of the present invention is of formula (IIea-i), wherein c1 is about 450, the CNP moiety has the sequence of SEQ ID NO:21 and is attached to $-L^1$ - through the amine functional group provided by the side chain of the lysine at position 29.

25 In another preferred embodiment the CNP prodrug of the present invention is of formula (IIea-ii), wherein c1 is about 450, the CNP moiety has the sequence of SEQ ID NO:21 and is attached to $-L^1$ - through the amine functional group provided by the side chain of the lysine at position 29.

30 In a preferred embodiment the CNP prodrug of the present invention is of formula (IIea), wherein c1 is about 450, -D is a CNP moiety having the sequence of SEQ ID NO:22 and is attached to $-L^1$ - through the amine functional group provided by the side chain of the lysine at position 28.

In another preferred embodiment the CNP prodrug of the present invention is of formula (IIea-i), wherein c1 is about 450, the CNP moiety has the sequence of SEQ ID NO:22 and is attached to $-L^1$ - through the amine functional group provided by the side chain of the lysine at position 28.

5

In another preferred embodiment the CNP prodrug of the present invention is of formula (IIea-ii), wherein c1 is about 450, the CNP moiety has the sequence of SEQ ID NO:22 and is attached to $-L^1$ - through the amine functional group provided by the side chain of the lysine at position 28.

10

In a preferred embodiment the CNP prodrug of the present invention is of formula (IIea), wherein c1 is about 450, -D is a CNP moiety having the sequence of SEQ ID NO:23 and is attached to $-L^1$ - through the amine functional group provided by the side chain of the lysine at position 27.

15

In another preferred embodiment the CNP prodrug of the present invention is of formula (IIea-i), wherein c1 is about 450, the CNP moiety has the sequence of SEQ ID NO:23 and is attached to $-L^1$ - through the amine functional group provided by the side chain of the lysine at position 27.

20

In another preferred embodiment the CNP prodrug of the present invention is of formula (IIea-ii), wherein c1 is about 450, the CNP moiety has the sequence of SEQ ID NO:23 and is attached to $-L^1$ - through the amine functional group provided by the side chain of the lysine at position 27.

25

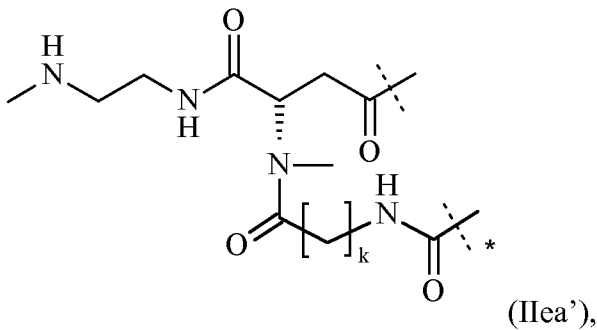
In a preferred embodiment the CNP prodrug of the present invention is of formula (IIea), wherein c1 is about 450, -D is a CNP moiety having the sequence of SEQ ID NO:30 and is attached to $-L^1$ - through the amine functional group provided by the side chain of the lysine at position 27.

30

In another preferred embodiment the CNP prodrug of the present invention is of formula (IIea-i), wherein c1 is about 450, the CNP moiety has the sequence of SEQ ID NO:30 and is attached to $-L^1$ - through the amine functional group provided by the side chain of the lysine at position 27.

In another preferred embodiment the CNP prodrug of the present invention is of formula (IIea-ii), wherein c1 is about 450, the CNP moiety has the sequence of SEQ ID NO:30 and is attached to -L¹ - through the amine functional group provided by the side chain of the lysine at position 27.

Accordingly, in a preferred embodiment the CNP prodrug of the present invention is of formula (IIea')

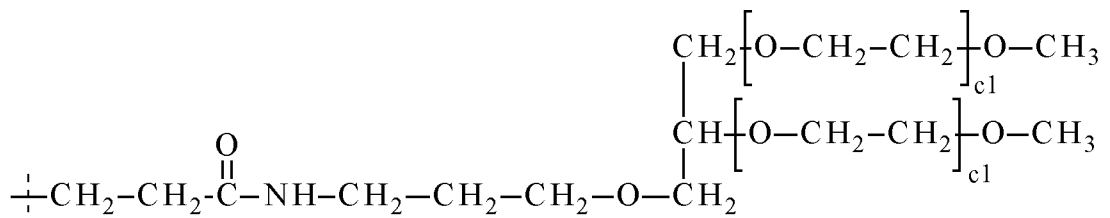


10 wherein

the unmarked dashed line indicates the attachment to the nitrogen provided by the side chain of the lysine at position 26 of the CNP moiety of SEQ ID NO:24 by forming an amide bond;

k is selected from the group consisting of 1, 2, 3, 4, 5, 6, 7, 8, 9, 10, 11 and 12; and

15 the dashed line marked with the asterisk indicates attachment to a moiety



wherein

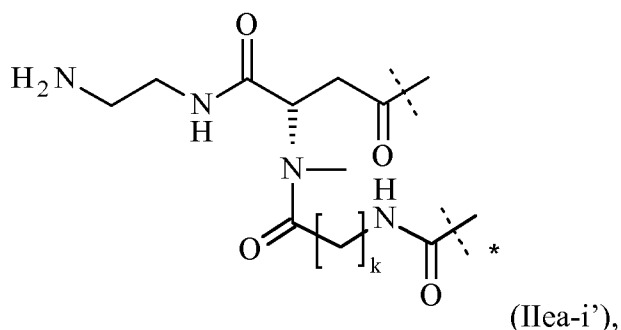
each c1 is an integer independently ranging from 400 to 500.

20 Preferably, k of formula (IIea') is selected from the group consisting of 2, 3, 4, 5, 6 and 7.

Preferably, each c1 of formula (IIea') is about 450.

In another preferred embodiment the CNP prodrug of the present invention is of formula (IIea-i')

25

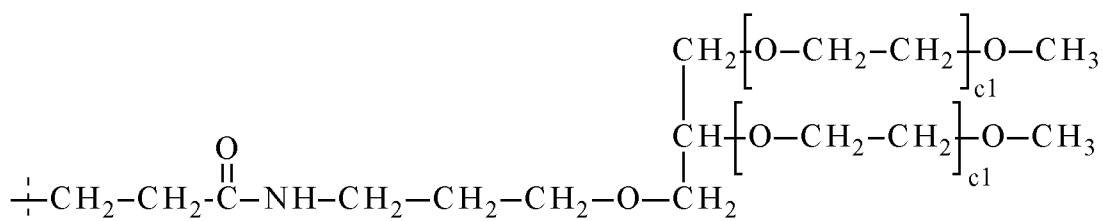


wherein

the unmarked dashed line indicates the attachment to a nitrogen provided by the side chain of the lysine at position 26 of the CNP moiety of SEQ ID NO:24 by forming an amide bond;

5

k is selected from the group consisting of 1, 2, 3, 4, 5, 6, 7, 8, 9, 10, 11 and 12; and the dashed line marked with the asterisk indicates attachment to a moiety



wherein

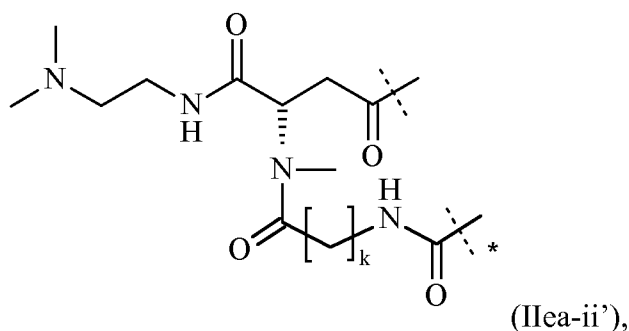
10

each c1 is an integer independently ranging from 400 to 500.

Preferably, k of formula (IIea-i') is selected from the group consisting of 2, 3, 4, 5, 6 and 7.

Preferably, each c1 of formula (IIea-i') is about 450.

15 In another preferred embodiment the CNP prodrug of the present invention is of formula (IIea-ii')

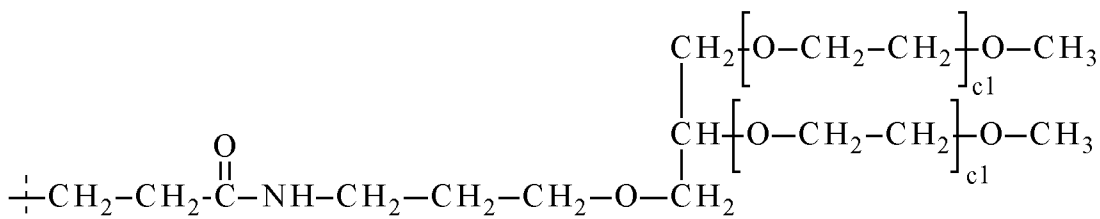


wherein

the unmarked dashed line indicates the attachment to a nitrogen provided by the side chain of the lysine at position 26 of the CNP moiety of SEQ ID NO:24 by forming an amide bond;

k is selected from the group consisting of 1, 2, 3, 4, 5, 6, 7, 8, 9, 10, 11 and 12; and

5 the dashed line marked with the asterisk indicates attachment to a moiety



wherein

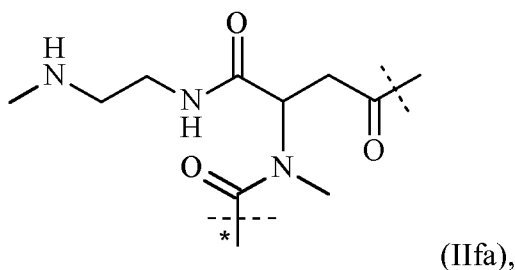
each c1 is an integer independently ranging from 400 to 500.

10 Preferably, k of formula (IIea-ii') is selected from the group consisting of 2, 3, 4, 5, 6 and 7.

Preferably, each c1 of formula (IIea-ii') is about 450.

In another preferred embodiment the CNP prodrug of the present invention is of formula

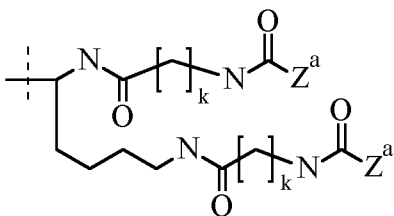
15 (IIfa)



wherein

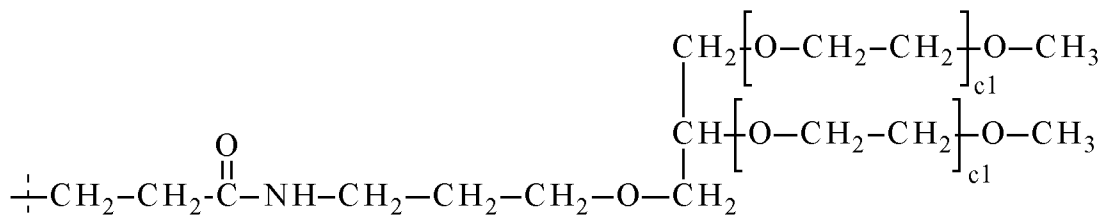
the unmarked dashed line indicates the attachment to a nitrogen of -D which is a CNP moiety by forming an amide bond; and

20 the dashed line marked with the asterisk indicates attachment to -Z having the structure



wherein

k is selected from the group consisting of 1, 2, 3, 4, 5, 6, 7, 8, 9, 10, 11 and 12;
 each -Z^a is



wherein

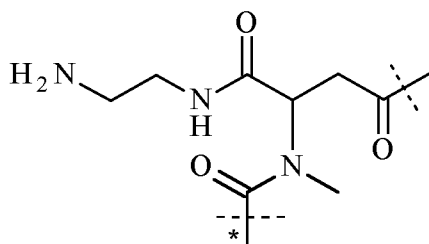
5 each c1 is an integer independently ranging from 200 to 250.

Preferably, k of formula (IIfa) is selected from the group consisting of 2, 3, 4, 5, 6 and 7.

Preferably, each c1 of formula (IIfa) is about 225.

10

In another preferred embodiment the CNP prodrug of the present invention is of formula (IIfa-i)

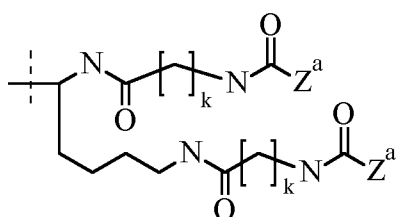


(IIfa-i),

wherein

15 the unmarked dashed line indicates the attachment to a nitrogen of -D which is a CNP moiety by forming an amide bond; and

the dashed line marked with the asterisk indicates attachment to -Z having the structure

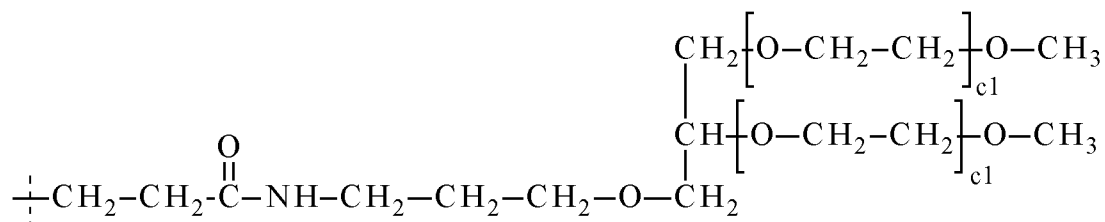


,

20

wherein

k is selected from the group consisting of 1, 2, 3, 4, 5, 6, 7, 8, 9, 10, 11 and 12;
 each -Z^a is



wherein

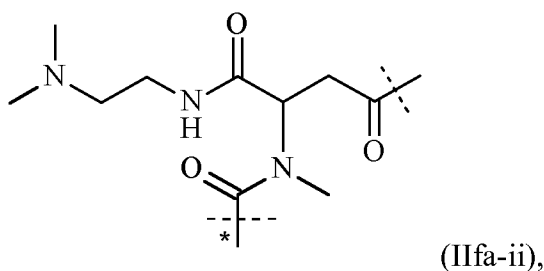
each c_1 is an integer independently ranging from 200 to 250.

5 Preferably, k of formula (IIfa-i) is selected from the group consisting of 2, 3, 4, 5, 6 and 7.

Preferably, each c_1 of formula (IIfa-i) is about 225.

In another preferred embodiment the CNP prodrug of the present invention is of formula

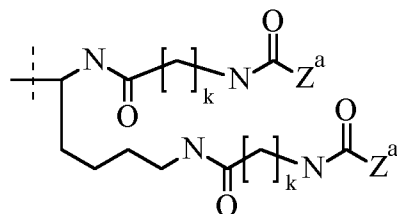
10 (IIfa-ii)



wherein

the unmarked dashed line indicates the attachment to a nitrogen of -D which is a CNP moiety by forming an amide bond; and

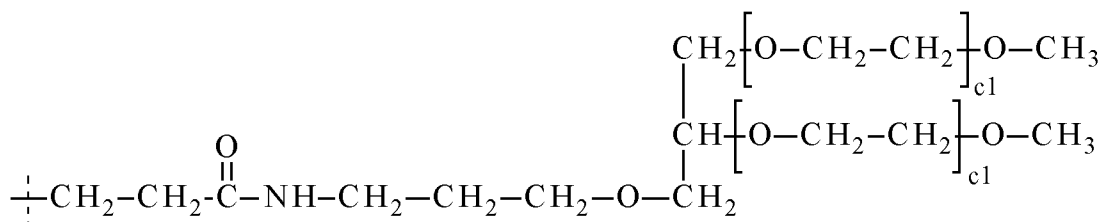
15 the dashed line marked with the asterisk indicates attachment to -Z having the structure



wherein

k is selected from the group consisting of 1, 2, 3, 4, 5, 6, 7, 8, 9, 10, 11 and 12;

20 each $-Z^a$ is



wherein

each c1 is an integer independently ranging from 200 to 250.

5 Preferably, each c1 of formula (IIfa-ii) is about 225.

In one embodiment the CNP moiety of the CNP prodrug of formula (IIfa), (IIfa-i) and (IIfa-ii) has the sequence of SEQ ID NO:25.

10 In another embodiment the CNP moiety of the CNP prodrug of formula (IIfa), (IIfa-i) and (IIfa-ii) has the sequence of SEQ ID NO:30.

In another embodiment the CNP moiety of the CNP prodrug of formula (IIfa), (IIfa-i) and (IIfa-ii) has the sequence of SEQ ID NO:20.

15

In another embodiment the CNP moiety of the CNP prodrug of formula (IIfa), (IIfa-i) and (IIfa-ii) has the sequence of SEQ ID NO:21.

In another embodiment the CNP moiety of the CNP prodrug of formula (IIfa), (IIfa-i) and (IIfa-ii) has the sequence of SEQ ID NO:22.

20

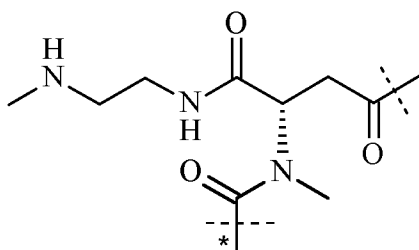
In another embodiment the CNP moiety of the CNP prodrug of formula (IIfa), (IIfa-i) and (IIfa-ii) has the sequence of SEQ ID NO:23.

25 In a preferred embodiment the CNP moiety of the CNP prodrug of formula (IIfa), (IIfa-i) and (IIfa-ii) has the sequence of SEQ ID NO:24.

In one embodiment the CNP moiety is attached to $-L^1-$ in the CNP prodrug of formula (IIfa), (IIfa-i) and (IIfa-ii) through the nitrogen of the N-terminal amine functional group of CNP.

30

In another preferred embodiment the CNP prodrug of the present invention is of formula (IIfa')

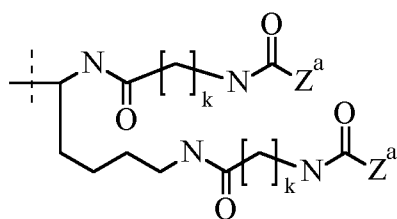


(IIfa'),

wherein

5 the unmarked dashed line indicates the attachment to the nitrogen provided by the side chain of the lysine at position 26 of the CNP moiety of SEQ ID NO:24 by forming an amide bond; and

the dashed line marked with the asterisk indicates attachment to -Z having the structure

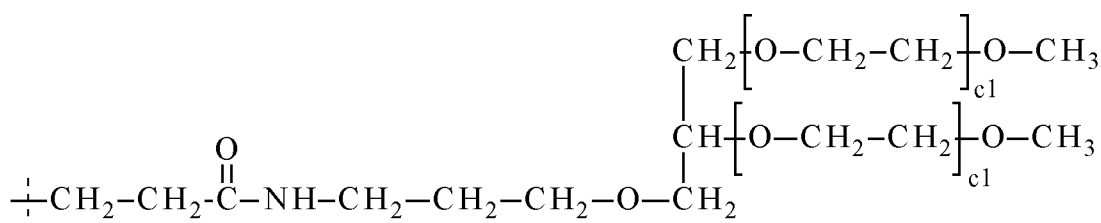


10

wherein

k is selected from the group consisting of 1, 2, 3, 4, 5, 6, 7, 8, 9, 10, 11 and 12;

each Z^a is



15

wherein

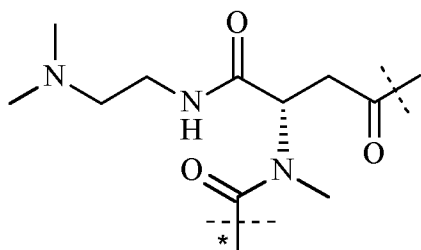
each c1 is an integer independently ranging from 200 to 250.

Preferably, k of formula (IIfa') is selected from the group consisting of 2, 3, 4, 5, 6 and 7.

Preferably, each c1 of formula (IIfa') is about 225.

20

In another preferred embodiment the CNP prodrug of the present invention is of formula (IIfa-i')



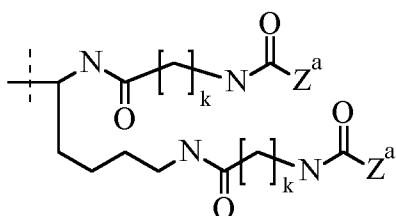
(IIfa-ii'),

wherein

the unmarked dashed line indicates the attachment to a nitrogen provided by the side chain of the lysine at position 26 of the CNP moiety of SEQ ID NO:24 by forming an amide bond; and

5

the dashed line marked with the asterisk indicates attachment to -Z having the structure

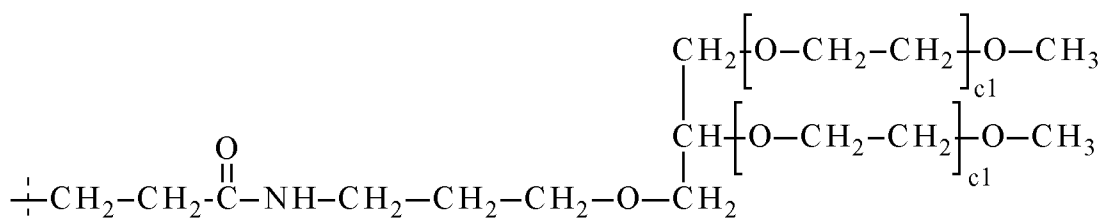


wherein

10

k is selected from the group consisting of 1, 2, 3, 4, 5, 6, 7, 8, 9, 10, 11 and 12;

each Z^a is



wherein

each c1 is an integer independently ranging from 200 to 250.

15

Preferably, k of formula (IIfa-ii') is selected from the group consisting of 2, 3, 4, 5, 6 and 7.

Preferably, each c1 of formula (IIfa-ii') is about 225.

20

Another aspect of the present invention is a pharmaceutical composition comprising at least one controlled-release CNP agonist of the present invention and at least one excipient.

In one embodiment the pharmaceutical composition comprising at least one controlled-release CNP agonist of the present invention and at least one excipient is a liquid or suspension formulation. It is understood that the pharmaceutical composition is a suspension formulation if the at least one controlled-release CNP agonist is water-insoluble.

5

In another embodiment the pharmaceutical composition comprising at least one controlled-release CNP agonist of the present invention and at least one excipient is a dry formulation.

Such liquid, suspension or dry pharmaceutical composition comprises at least one excipient.

10 Excipients used in parenteral formulations may be categorized as, for example, buffering agents, isotonicity modifiers, preservatives, stabilizers, anti-adsorption agents, oxidation protection agents, viscosifiers/viscosity enhancing agents, or other auxiliary agents. However, in some cases, one excipient may have dual or triple functions. Preferably, the at least one excipient comprised in the pharmaceutical composition of the present invention is selected
15 from the group consisting of

(i) Buffering agents: physiologically tolerated buffers to maintain pH in a desired range, such as sodium phosphate, bicarbonate, succinate, histidine, citrate and acetate, sulphate, nitrate, chloride, pyruvate; antacids such as $Mg(OH)_2$ or $ZnCO_3$ may be also
20 used;

(ii) Isotonicity modifiers: to minimize pain that can result from cell damage due to osmotic pressure differences at the injection depot; glycerin and sodium chloride are examples; effective concentrations can be determined by osmometry using an assumed
25 osmolality of 285-315 mOsmol/kg for serum;

(iii) Preservatives and/or antimicrobials: multidose parenteral formulations require the addition of preservatives at a sufficient concentration to minimize risk of patients becoming infected upon injection and corresponding regulatory requirements have
30 been established; typical preservatives include m-cresol, phenol, methylparaben, ethylparaben, propylparaben, butylparaben, chlorobutanol, benzyl alcohol, phenylmercuric nitrate, thimerosal, sorbic acid, potassium sorbate, benzoic acid, chlorocresol, and benzalkonium chloride;

- (iv) Stabilizers: Stabilisation is achieved by strengthening of the protein-stabilising forces, by destabilisation of the denatured state, or by direct binding of excipients to the protein; stabilizers may be amino acids such as alanine, arginine, aspartic acid, glycine, histidine, lysine, proline, sugars such as glucose, sucrose, trehalose, polyols such as glycerol, mannitol, sorbitol, salts such as potassium phosphate, sodium sulphate, chelating agents such as EDTA, hexaphosphate, ligands such as divalent metal ions (zinc, calcium, etc.), other salts or organic molecules such as phenolic derivatives; in addition, oligomers or polymers such as cyclodextrins, dextran, dendrimers, PEG or PVP or protamine or HSA may be used;
- (v) Anti-adsorption agents: Mainly ionic or non-ionic surfactants or other proteins or soluble polymers are used to coat or adsorb competitively to the inner surface of the formulation's container; e.g., poloxamer (Pluronic F-68), PEG dodecyl ether (Brij 35), polysorbate 20 and 80, dextran, polyethylene glycol, PEG-polyhistidine, BSA and HSA and gelatins; chosen concentration and type of excipient depends on the effect to be avoided but typically a monolayer of surfactant is formed at the interface just above the CMC value;
- (vi) Oxidation protection agents: antioxidants such as ascorbic acid, ectoine, methionine, glutathione, monothioglycerol, morin, polyethylenimine (PEI), propyl gallate, and vitamin E; chelating agents such as citric acid, EDTA, hexaphosphate, and thioglycolic acid may also be used;
- (vii) Viscosifiers or viscosity enhancers: retard settling of the particles in the vial and syringe and are used in order to facilitate mixing and resuspension of the particles and to make the suspension easier to inject (i.e., low force on the syringe plunger); suitable viscosifiers or viscosity enhancers are, for example, carbomer viscosifiers like Carbopol 940, Carbopol Ultrez 10, cellulose derivatives like hydroxypropylmethylcellulose (hypromellose, HPMC) or diethylaminoethyl cellulose (DEAE or DEAE-C), colloidal magnesium silicate (Veegum) or sodium silicate, hydroxyapatite gel, tricalcium phosphate gel, xanthans, carrageenans like Satia gum UTC 30, aliphatic poly(hydroxy acids), such as poly(D,L- or L-lactic acid) (PLA) and poly(glycolic acid) (PGA) and their copolymers (PLGA), terpolymers of D,L-lactide, glycolide and caprolactone, poloxamers, hydrophilic poly(oxyethylene) blocks and

hydrophobic poly(oxypropylene) blocks to make up a triblock of poly(oxyethylene)-poly(oxypropylene)-poly(oxyethylene) (e.g. Pluronic®), polyetherester copolymer, such as a polyethylene glycol terephthalate/polybutylene terephthalate copolymer, sucrose acetate isobutyrate (SAIB), dextran or derivatives thereof, combinations of
5 dextrans and PEG, polydimethylsiloxane, collagen, chitosan, polyvinyl alcohol (PVA) and derivatives, polyalkylimides, poly (acrylamide-co-diallyldimethyl ammonium (DADMA)), polyvinylpyrrolidone (PVP), glycosaminoglycans (GAGs) such as dermatan sulfate, chondroitin sulfate, keratan sulfate, heparin, heparan sulfate, hyaluronan, ABA triblock or AB block copolymers composed of hydrophobic A-
10 blocks, such as polylactide (PLA) or poly(lactide-co-glycolide) (PLGA), and hydrophilic B-blocks, such as polyethylene glycol (PEG) or polyvinyl pyrrolidone; such block copolymers as well as the abovementioned poloxamers may exhibit reverse thermal gelation behavior (fluid state at room temperature to facilitate administration and gel state above sol-gel transition temperature at body temperature after injection);

15

(viii) Spreading or diffusing agent: modifies the permeability of connective tissue through the hydrolysis of components of the extracellular matrix in the intrastitial space such as but not limited to hyaluronic acid, a polysaccharide found in the intercellular space of connective tissue; a spreading agent such as but not limited to hyaluronidase
20 temporarily decreases the viscosity of the extracellular matrix and promotes diffusion of injected drugs; and

20

(ix) Other auxiliary agents: such as wetting agents, viscosity modifiers, antibiotics, hyaluronidase; acids and bases such as hydrochloric acid and sodium hydroxide are
25 auxiliary agents necessary for pH adjustment during manufacture.

25

Another aspect of the present invention is the controlled-release CNP agonist or a pharmaceutical composition comprising at least one controlled-release CNP agonist of the present invention for use as a medicament.

30

Preferably, said medicament is used in the treatment of a disease selected from the group consisting of achondroplasia, hypochondroplasia, short stature, dwarfism, osteochondrodysplasias, thanatophoric dysplasia, osteogenesis imperfecta, achondrogenesis, chondrodysplasia punctata, homozygous achondroplasia, camptomelic dysplasia, congenital

lethal hypophosphatasia, perinatal lethal type of osteogenesis imperfecta, short-rib polydactyly syndromes, rhizomelic type of chondrodysplasia punctata, Jansen-type metaphyseal dysplasia, spondyloepiphyseal dysplasia congenita, atelosteogenesis, diastrophic dysplasia, congenital short femur, Langer-type mesomelic dysplasia, Nievergelt-type mesomelic dysplasia, Robinow syndrome, Reinhardt syndrome, acrodysostosis, peripheral dysostosis, Kniest dysplasia, fibrochondrogenesis, Roberts syndrome, acromesomelic dysplasia, micromelia, Morquio syndrome, Kniest syndrome, metatrophic dysplasia, spondyloepimetaphyseal dysplasia, neurofibromatosis, Legius syndrome, LEOPARD syndrome, Noonan syndrome, hereditary gingival fibromatosis, neurofibromatosis type 1, Legius syndrome, cardiofaciocutaneous syndrome, Costello syndrome, SHOX deficiency, idiopathic short stature, growth hormone deficiency, osteoarthritis, cleidocranial dysostosis, craniosynostosis (e.g., Muenke syndrome, Crouzon syndrome, Apert syndrome, Jackson-Weiss syndrome, Pfeiffer syndrome, or Crouzonodermoskeletal syndrome), dactyly, brachydactyly, camptodactyly, polydactyly, syndactyly, dyssegmental dysplasia, enchondromatosis, fibrous dysplasia, hereditary multiple exostoses, hypophosphatemic rickets, Jaffe-Lichtenstein syndrome, Marfan syndrome, McCune-Albright syndrome, osteopetrosis and osteopoikilosis.

In another embodiment said medicament is used in the treatment of an ophthalmic disorder, such as glaucoma and/or elevated intraocular pressure.

In another embodiment said medicament is used in the treatment of a cancer disease associated with overactivation of FGFR3, e.g., multiple myeloma, myeloproliferative syndrome, leukemia, plasma cell leukemia, lymphoma, glioblastoma, prostate cancer, bladder cancer, or mammary cancer.

In another embodiment said medicament is used in the treatment of a vascular smooth muscle disorder, preferably selected from the group consisting of hypertension, restenosis, arteriosclerosis, acute decompensated heart failure, congestive heart failure, cardiac edema, nephredema, hepatic edema, acute renal insufficiency, and chronic renal insufficiency.

In another embodiment said medicament is used in the treatment of hemorrhagic shock.

Preferably said medicament is used in the treatment of an achondroplasia phenotype selected from the group consisting of growth retardation, skull deformities, orthodontic defects, cervical cord compression, spinal stenosis, hydrocephalus, hearing loss due to chronic otitis, cardiovascular disease, neurological disease, and obesity.

5

Most preferably said medicament is used in the treatment of achondroplasia.

Another aspect of the present invention is the controlled-release CNP agonist or the pharmaceutical composition comprising at least one controlled-release CNP agonist of the present invention for use in a method of treatment of a disease which can be treated with a CNP agonist.

Preferably, said disease is selected from the group consisting of achondroplasia, hypochondroplasia, short stature, dwarfism, osteochondrodysplasias, thanatophoric dysplasia, osteogenesis imperfecta, achondrogenesis, chondrodysplasia punctata, homozygous achondroplasia, camptomelic dysplasia, congenital lethal hypophosphatasia, perinatal lethal type of osteogenesis imperfecta, short-rib polydactyly syndromes, rhizomelic type of chondrodysplasia punctata, Jansen-type metaphyseal dysplasia, spondyloepiphyseal dysplasia congenita, atelosteogenesis, diastrophic dysplasia, congenital short femur, Langer-type mesomelic dysplasia, Nievergelt-type mesomelic dysplasia, Robinow syndrome, Reinhardt syndrome, acrodysostosis, peripheral dysostosis, Kniest dysplasia, fibrochondrogenesis, Roberts syndrome, acromesomelic dysplasia, micromelia, Morquio syndrome, Kniest syndrome, metatrophic dysplasia, spondyloepimetaphyseal dysplasia, neurofibromatosis, Legius syndrome, LEOPARD syndrome, Noonan syndrome, hereditary gingival fibromatosis, neurofibromatosis type 1, Legius syndrome, cardiofaciocutaneous syndrome, Costello syndrome, SHOX deficiency, idiopathic short stature, growth hormone deficiency, osteoarthritis, cleidocranial dysostosis, craniosynostosis (e.g., Muenke syndrome, Crouzon syndrome, Apert syndrome, Jackson-Weiss syndrome, Pfeiffer syndrome, or Crouzonodermoskeletal syndrome), dactyly, brachydactyly, camptodactyly, polydactyly, syndactyly, dyssegmental dysplasia, enchondromatosis, fibrous dysplasia, hereditary multiple exostoses, hypophosphatemic rickets, Jaffe-Lichtenstein syndrome, Marfan syndrome, McCune-Albright syndrome, osteopetrosis and osteopoikilosis.

In another embodiment the disease is an ophthalmic disorder, such as glaucoma and/or elevated intraocular pressure.

5 In another embodiment said disease is associated with overactivation of FGFR3 in cancer, e.g., multiple myeloma, myeloproliferative syndrome, leukemia, plasma cell leukemia, lymphoma, glioblastoma, prostate cancer, bladder cancer, or mammary cancer.

10 In another embodiment said disease is a vascular smooth muscle disorder, preferably selected from the group consisting of hypertension, restenosis, arteriosclerosis, acute decompensated heart failure, congestive heart failure, cardiac edema, nephredema, hepatic edema, acute renal insufficiency, and chronic renal insufficiency.

In another embodiment said disease is hemorrhagic shock.

15 In another embodiment said disease is an achondroplasia phenotype selected from the group consisting of growth retardation, skull deformities, orthodontic defects, cervical cord compression, spinal stenosis, hydrocephalus, hearing loss due to chronic otitis, cardiovascular disease, neurological disease, and obesity.

20 Most preferably said disease is achondroplasia.

In one embodiment the patient undergoing the method of treatment of the present invention is a mammalian patient, preferably a human patient. In one embodiment this human patient is an adult. In a preferred embodiment the human patient is a pediatric patient.

25 Another aspect of the present invention is the use of the controlled-release CNP agonist or the pharmaceutical composition comprising at least one controlled-release CNP agonist of the present invention for the manufacture of a medicament for treating a disease which can be treated with CNP.

30 Preferably, said disease is selected from the group consisting of achondroplasia, hypochondroplasia, short stature, dwarfism, osteochondrodysplasias, thanatophoric dysplasia, osteogenesis imperfecta, achondrogenesis, chondrodysplasia punctata, homozygous achondroplasia, camptomelic dysplasia, congenital lethal hypophosphatasia, perinatal lethal

type of osteogenesis imperfecta, short-rib polydactyly syndromes, rhizomelic type of chondrodysplasia punctata, Jansen-type metaphyseal dysplasia, spondyloepiphyseal dysplasia congenita, atelosteogenesis, diastrophic dysplasia, congenital short femur, Langer-type mesomelic dysplasia, Nievergelt-type mesomelic dysplasia, Robinow syndrome, Reinhardt syndrome, acrodysostosis, peripheral dysostosis, Kniest dysplasia, fibrochondrogenesis, Roberts syndrome, acromesomelic dysplasia, micromelia, Morquio syndrome, Kniest syndrome, metatrophic dysplasia, spondyloepimetaphyseal dysplasia, neurofibromatosis, Legius syndrome, LEOPARD syndrome, Noonan syndrome, hereditary gingival fibromatosis, neurofibromatosis type 1, Legius syndrome, cardiofaciocutaneous syndrome, Costello syndrome, SHOX deficiency, idiopathic short stature, growth hormone deficiency, osteoarthritis, cleidocranial dysostosis, craniosynostosis (e.g., Muenke syndrome, Crouzon syndrome, Apert syndrome, Jackson-Weiss syndrome, Pfeiffer syndrome, or Crouzonodermoskeletal syndrome), dactyly, brachydactyly, camptodactyly, polydactyly, syndactyly, dyssegmental dysplasia, enchondromatosis, fibrous dysplasia, hereditary multiple exostoses, hypophosphatemic rickets, Jaffe-Lichtenstein syndrome, Marfan syndrome, McCune-Albright syndrome, osteopetrosis and osteopoikilosis.

In another embodiment said disease is an ophthalmic disorder, such as glaucoma and/or elevated intraocular pressure.

In another embodiment said disease is associated with overactivation of FGFR3 in cancer, e.g., multiple myeloma, myeloproliferative syndrome, leukemia, plasma cell leukemia, lymphoma, glioblastoma, prostate cancer, bladder cancer, or mammary cancer.

In another embodiment said disease is a vascular smooth muscle disorder, preferably selected from the group consisting of hypertension, restenosis, arteriosclerosis, acute decompensated heart failure, congestive heart failure, cardiac edema, nephredema, hepatic edema, acute renal insufficiency, and chronic renal insufficiency.

In another embodiment said disease is hemorrhagic shock.

In another embodiment said disease is an achondroplasia phenotype selected from the group consisting of growth retardation, skull deformities, orthodontic defects, cervical cord

compression, spinal stenosis, hydrocephalus, hearing loss due to chronic otitis, cardiovascular disease, neurological disease, and obesity.

Most preferably said disease is achondroplasia.

5

In one embodiment the disease to be treated with the controlled-release CNP agonist or the pharmaceutical composition comprising at least one controlled-release CNP agonist of the present invention occurs in a mammalian patient, preferably in a human patient. In one embodiment this human patient is an adult. In a preferred embodiment the human patient is a
10 pediatric patient.

10

A further aspect of the present invention is a method of treating, controlling, delaying or preventing in a mammalian patient, preferably a human patient, in need of the treatment of one or more diseases which can be treated with a CNP agonist, comprising the step of
15 administering to said patient in need thereof a therapeutically effective amount of the controlled-release CNP agonist or a pharmaceutical composition comprising at least one controlled-release CNP agonist of the present invention. In one embodiment the human patient is an adult. In a preferred embodiment the human patient is a pediatric patient.

15

20 Preferably, the one or more diseases which can be treated with CNP is selected from the group consisting of achondroplasia, hypochondroplasia, short stature, dwarfism, osteochondrodysplasias, thanatophoric dysplasia, osteogenesis imperfecta, achondrogenesis, chondrodysplasia punctata, homozygous achondroplasia, camptomelic dysplasia, congenital lethal hypophosphatasia, perinatal lethal type of osteogenesis imperfecta, short-rib
25 polydactyly syndromes, rhizomelic type of chondrodysplasia punctata, Jansen-type metaphyseal dysplasia, spondyloepiphyseal dysplasia congenita, atelosteogenesis, diastrophic dysplasia, congenital short femur, Langer-type mesomelic dysplasia, Nievergelt-type mesomelic dysplasia, Robinow syndrome, Reinhardt syndrome, acrodysostosis, peripheral dysostosis, Kniest dysplasia, fibrochondrogenesis, Roberts syndrome, acromesomelic
30 dysplasia, micromelia, Morquio syndrome, Kniest syndrome, metatrophic dysplasia, spondyloepimetaphyseal dysplasia, neurofibromatosis, Legius syndrome, LEOPARD syndrome, Noonan syndrome, hereditary gingival fibromatosis, neurofibromatosis type 1, Legius syndrome, cardiofaciocutaneous syndrome, Costello syndrome, SHOX deficiency, idiopathic short stature, growth hormone deficiency, osteoarthritis, cleidocranial dysostosis,

30

craniosynostosis (e.g., Muenke syndrome, Crouzon syndrome, Apert syndrome, Jackson-Weiss syndrome, Pfeiffer syndrome, or Crouzonodermoskeletal syndrome), dactyly, brachydactyly, camptodactyly, polydactyly, syndactyly, dyssegmental dysplasia, enchondromatosis, fibrous dysplasia, hereditary multiple exostoses, hypophosphatemic rickets, Jaffe-Lichtenstein syndrome, Marfan syndrome, McCune-Albright syndrome, 5 osteopetrosis and osteopoikilosis.

In another embodiment the one or more diseases which can be treated with CNP is an ophthalmic disorder, such as glaucoma and/or elevated intraocular pressure.

10

In another embodiment the one or more diseases which can be treated with CNP is associated with overactivation of FGFR3 in cancer, e.g., multiple myeloma, myeloproliferative syndrome, leukemia, plasma cell leukemia, lymphoma, glioblastoma, prostate cancer, bladder cancer, or mammary cancer.

15

In another embodiment the one or more diseases which can be treated with CNP is a vascular smooth muscle disorder, preferably selected from the group consisting of hypertension, restenosis, arteriosclerosis, acute decompensated heart failure, congestive heart failure, cardiac edema, nephredema, hepatic edema, acute renal insufficiency, and chronic renal 20 insufficiency.

In another embodiment the one or more disease which can be treated with CNP is hemorrhagic shock.

25 In another embodiment the one or more diseases which can be treated with CNP is an achondroplasia phenotype selected from the group consisting of growth retardation, skull deformities, orthodontic defects, cervical cord compression, spinal stenosis, hydrocephalus, hearing loss due to chronic otitis, cardiovascular disease, neurological disease, and obesity.

30 Most preferably the one or more diseases which can be treated with CNP is achondroplasia.

An additional aspect of the present invention is a method of administering the controlled-release CNP agonist or the pharmaceutical composition comprising at least one controlled-release CNP agonist of the present invention, wherein the method comprises the step of

administering the controlled-release CNP agonist or the pharmaceutical composition comprising at least one controlled-release CNP agonist of the present invention via topical, enteral or parenteral administration and by methods of external application, injection or infusion, including intraarticular, periarticular, intradermal, subcutaneous, intramuscular, intravenous, intraosseous, intraperitoneal, intrathecal, intracapsular, intraorbital, intravitreal, intratympanic, intravesical, intracardiac, transtracheal, subcuticular, subcapsular, subarachnoid, intraspinal, intraventricular, intrasternal injection and infusion, direct delivery to the brain via implanted device allowing delivery of the invention or the like to brain tissue or brain fluids (e.g., Ommaya Reservoir), direct intracerebroventricular injection or infusion, injection or infusion into brain or brain associated regions, injection into the subchoroidal space, retro-orbital injection and ocular instillation, preferably via subcutaneous injection.

In a preferred embodiment, the present invention relates to a controlled-release CNP agonist or a pharmaceutical composition comprising at least one controlled-release CNP agonist of the present invention, for use in the treatment of achondroplasia via subcutaneous injection.

In a further aspect the present invention relates to a pharmaceutical composition comprising at least one controlled-release CNP agonist of the present invention or a pharmaceutically acceptable salt thereof, wherein the pharmaceutical composition comprises at least one further biologically active moiety or drug.

The at least one further biologically active moiety or drug may be in its free form (i.e. in the form of a free drug), may be in the form of a stable conjugate or may be in the form of a controlled-release compound.

In one embodiment, the at least one further biologically active moiety or drug is a drug in its free form, i.e. the pharmaceutical composition of the present invention comprises at least one controlled-release CNP agonist and at least one further drug.

Preferably, the at least one further drug is selected from the group consisting of antihistamins; human anti-FGFR3 antibodies; soluble forms of human fibroblast growth factor receptor 3; tyrosine kinase inhibitors; statins; CNP agonists; growth hormone; IGF-1; ANP; BNP; inhibitors of peptidases and proteases; and inhibitors of NPR-C.

A preferred antihistamin is meclozine.

A preferred tyrosine kinase inhibitor is NVP-BGJ398.

5 A preferred statin is rosuvastatin.

A preferred CNP agonist for the at least one further drug is vosoritide.

Preferred inhibitors of peptidases and proteases are NEP and furin inhibitor.

10

A preferred inhibitor for NEP are thiorphan and candoxatril.

Preferred inhibitors of NPR-C are the fragment of SEQ ID NO:98 (FGIPMDRIGRNPR) and antibody B701.

15

Preferred inhibitors of tyrosine kinases are as disclosed in U.S. patents 6329375 and 6344459, which are herewith incorporated by reference.

In one embodiment the at least one further drug is an antihistamin.

20

In another embodiment the at least one further drug is a human anti-FGFR3 antibody.

In another embodiment the at least one further drug is a soluble forms of human fibroblast growth factor receptor 3 (sFGFR3).

25

In another embodiment the at least one further drug is a tyrosine kinase inhibitor.

In another embodiment the at least one further drug is a statin.

30 In another embodiment the at least one further drug is a growth hormone.

In another embodiment the at least one further drug is a CNP agonist.

In another embodiment the at least one further drug is IGF-1.

In another embodiment the at least one further drug is ANP.

In another embodiment the at least one further is BNP.

5

In another embodiment the at least one further drug is an inhibitor of peptidases and proteases.

In another embodiment the at least one further drug is an inhibitor of NPR-C.

10

In another embodiment, the at least one further biologically active moiety or drug is in the form of a stable conjugate.

In one embodiment the at least one further biologically active moiety in the form of a stable conjugate comprises at least one biologically active moiety covalently conjugated through a stable linkage to a polymeric moiety, preferably to a water-soluble polymeric moiety, either directly or through a spacer moiety.

Preferably, such polymeric moiety, even more preferably water-soluble polymeric moiety, comprises a polymer selected from the group consisting of 2-methacryloyl-oxyethyl phosphoyl cholins, poly(acrylic acids), poly(acrylates), poly(acrylamides), poly(alkyloxy) polymers, poly(amides), poly(amidoamines), poly(amino acids), poly(anhydrides), poly(aspartamides), poly(butyric acids), poly(glycolic acids), polybutylene terephthalates, poly(caprolactones), poly(carbonates), poly(cyanoacrylates), poly(dimethylacrylamides), poly(esters), poly(ethylenes), poly(ethyleneglycols), poly(ethylene oxides), poly(ethyl phosphates), poly(ethyloxazolines), poly(glycolic acids), poly(hydroxyethyl acrylates), poly(hydroxyethyl-oxazolines), poly(hydroxymethacrylates), poly(hydroxypropylmethacrylamides), poly(hydroxypropyl methacrylates), poly(hydroxypropyloxazolines), poly(iminocarbonates), poly(lactic acids), poly(lactic-co-glycolic acids), poly(methacrylamides), poly(methacrylates), poly(methyloxazolines), poly(organophosphazenes), poly(ortho esters), poly(oxazolines), poly(propylene glycols), poly(siloxanes), poly(urethanes), poly(vinyl alcohols), poly(vinyl amines), poly(vinylmethylethers), poly(vinylpyrrolidones), silicones, celluloses, carbomethyl celluloses, hydroxypropyl methylcelluloses, chitins, chitosans, dextrans, dextrans, gelatins,

hyaluronic acids and derivatives, functionalized hyaluronic acids, mannans, pectins, rhamnogalacturonans, starches, hydroxyalkyl starches, hydroxyethyl starches and other carbohydrate-based polymers, xylans, and copolymers thereof.

- 5 In another embodiment the at least one further biologically active moiety in the form of a stable conjugate is covalently conjugated through a stable linkage to an albumin-binding moiety. Preferably, said albumin-binding moiety is a C₈₋₂₄ alkyl moiety or fatty acid derivative. Preferred fatty acid derivatives are those disclosed in WO 2005/027978 A2 and WO 2014/060512 A1 which are herewith incorporated by reference.

10

Preferably, the at least one further biologically active moiety in the form of a stable conjugate comprises a biologically active moiety selected from the group consisting of antihistamins; human anti-FGFR3 antibodies; soluble forms of human fibroblast growth factor receptor 3 (sFGFR3); tyrosine kinase inhibitors; statins; CNP agonists; growth hormone; IGF-1; ANP;

15 BNP; inhibitors of peptidases and proteases; and inhibitors of NPR-C.

A preferred antihistamin is meclozine.

A preferred tyrosine kinase inhibitor is NVP-BGJ398.

20

A preferred statin is rosuvastatin.

A preferred CNP agonist for the at least one further biologically active moiety is vosoritide.

- 25 Preferred inhibitors of peptidases and proteases are NEP and furin inhibitor.

A preferred inhibitor for NEP are thiorphan and candoxatril.

- Preferred inhibitors of NPR-C are the fragment of SEQ ID NO:98 (FGIPMDRIGRNPR) and
- 30 antibody B701.

Preferred inhibitors of tyrosine kinases are as disclosed in U.S. patents 6329375 and 6344459, which are herewith incorporated by reference.

In one embodiment the at least one further biologically active moiety in the form of a stable conjugate comprises an antihistamin moiety.

5 In another embodiment the at least one further biologically active moiety in the form of a stable conjugate comprises a human anti-FGFR3 antibody moiety.

10 In another embodiment the at least one further biologically active moiety in the form of a stable conjugate comprises a soluble forms of human fibroblast growth factor receptor 3 (sFGFR3) moiety.

In another embodiment the at least one further biologically active moiety in the form of a stable conjugate comprises a tyrosine kinase inhibitor moiety.

15 In another embodiment the at least one further biologically active moiety in the form of a stable conjugate comprises a statin moiety.

In another embodiment the at least one further biologically active moiety in the form of a stable conjugate comprises a growth hormone moiety.

20 In another embodiment the at least one further biologically active moiety in the form of a stable conjugate comprises a CNP agonist moiety.

25 In another embodiment the at least one further biologically active moiety in the form of a stable conjugate comprises an IGF-1 moiety.

In another embodiment the at least one further biologically active moiety in the form of a stable conjugate comprises an ANP moiety.

30 In another embodiment the at least one further biologically active moiety in the form of a stable conjugate comprises a BNP moiety.

In another embodiment the at least one further biologically active moiety in the form of a stable conjugate comprises an inhibitor of peptidases and proteases moiety.

In another embodiment the at least one further biologically active moiety in the form of a stable conjugate comprises an inhibitor of NPR-C moiety.

5 In another embodiment the at least one further biologically active moiety or drug is in the form of a controlled-release compound.

Preferably, the at least one further biologically active moiety or drug in the form of a controlled-release compound comprises at least one biologically active moiety or drug selected from the group consisting of antihistamins; human anti-FGFR3 antibodies; soluble
10 forms of human fibroblast growth factor receptor 3; statins; CNP agonists; growth hormone; IGF-1; ANP; BNP; inhibitors of peptidases and proteases; inhibitors of tyrosine kinases; and inhibitors of NPR-C.

A preferred antihistamin is meclozine.
15

A preferred tyrosine kinase inhibitor is NVP-BGJ398.

A preferred statin is rosuvastatin.

20 A preferred CNP agonist for the at least one further drug is vosoritide.

Preferred inhibitors of peptidases and proteases are NEP and furin inhibitor.

A preferred inhibitor for NEP are thiorphan and candoxatril.
25

Preferred inhibitors of NPR-C are the fragment of SEQ ID NO:98 (FGIPMDRIGRNPR) and antibody B701.

Preferred inhibitors of tyrosine kinases are as disclosed in U.S. patents 6329375 and 6344459,
30 which are herewith incorporated by reference.

In one embodiment the at least one further biologically active moiety or drug in the form of a controlled-release comprises an antihistamin moiety or drug.

In another embodiment the at least one further biologically active moiety or drug in the form of a controlled-release comprises a human anti-FGFR3 antibody moiety or drug.

5 In another embodiment the at least one further biologically active moiety or drug in the form of a controlled-release comprises a soluble forms of human fibroblast growth factor receptor 3 (sFGFR3) moiety or drug.

10 In another embodiment the at least one further biologically active moiety or drug in the form of a controlled-release comprises a tyrosine kinase inhibitor moiety or drug.

In another embodiment the at least one further biologically active moiety or drug in the form of a controlled-release comprises a statin moiety or drug.

15 In another embodiment the at least one further biologically active moiety or drug in the form of a controlled-release comprises a growth hormone moiety or drug.

In another embodiment the at least one further biologically active moiety or drug in the form of a controlled-release comprises a CNP agonist moiety or drug.

20 In another embodiment the at least one further biologically active moiety or drug in the form of a controlled-release comprises an IGF-1 moiety or drug.

25 In another embodiment the at least one further biologically active moiety or drug in the form of a controlled-release comprises an ANP moiety or drug.

In another embodiment the at least one further biologically active moiety or drug in the form of a controlled-release comprises a BNP moiety or drug.

30 In another embodiment the at least one further biologically active moiety or drug in the form of a controlled-release comprises an inhibitor of peptidases and proteases moiety or drug.

In another embodiment the at least one further biologically active moiety or drug in the form of a controlled-release comprises an inhibitor of NPR-C moiety or drug.

In one embodiment the at least one further biologically active moiety or drug in the form of a controlled-release compound is water-insoluble.

5 Preferably, such water-insoluble controlled-release compound is selected from the group consisting of crystals, nanoparticles, microparticles, nanospheres and microspheres.

10 In one embodiment the at least one further biologically active moiety or drug in the form of a water-insoluble controlled-release compound is a crystal comprising at least one drug or biologically active moiety.

In another embodiment the at least one further biologically active moiety or drug in the form of a water-insoluble controlled-release compound is a nanoparticle comprising at least one drug or biologically active moiety.

15 In another embodiment the at least one further biologically active moiety or drug in the form of a water-insoluble controlled-release compound is a microparticle comprising at least one drug or biologically active moiety.

20 In another embodiment the at least one further biologically active moiety or drug in the form of a water-insoluble controlled-release compound is a nanosphere comprising at least one drug or biologically active moiety.

25 In another embodiment the at least one further biologically active moiety or drug in the form of a water-insoluble controlled-release compound is a microsphere comprising at least one drug or biologically active moiety.

In one embodiment the at least one further biologically active moiety or drug in the form of a water-insoluble controlled-release compound is a vesicle comprising at least one drug or biologically active moiety. Preferably, such vesicle comprising at least one drug or
30 biologically active moiety is a micelle, liposome or polymersome.

In one embodiment the at least one further biologically active moiety or drug in the form of a water-insoluble controlled-release compound is a micelle comprising at least one drug or biologically active moiety.

In another embodiment the at least one further biologically active moiety or drug in the form of a water-insoluble controlled-release compound is a liposome comprising at least one drug or biologically active moiety. Preferably, such liposome is selected from the group consisting of aquasomes; non-ionic surfactant vesicles, such as niosomes and proniosomes; cationic liposomes, such as LeciPlex; transfersomes; ethosomes; ufasomes; sphingosomes; and pharmacosomes.

In another embodiment the at least one further biologically active moiety or drug in the form of a water-insoluble controlled-release compound is a polymersome at least one drug or biologically active moiety.

In another embodiment the at least one further biologically active moiety or drug in the form of a water-insoluble controlled-release compound comprises at least one biologically active moiety or drug non-covalently embedded in a water-insoluble polymer. Preferably, such water-insoluble polymer comprises a polymer selected from the group consisting of 2-methacryloyl-oxyethyl phosphoyl cholins, poly(acrylic acids), poly(acrylates), poly(acrylamides), poly(alkyloxy) polymers, poly(amides), poly(amidoamines), poly(amino acids), poly(anhydrides), poly(aspartamides), poly(butyric acids), poly(glycolic acids), polybutylene terephthalates, poly(caprolactones), poly(carbonates), poly(cyanoacrylates), poly(dimethylacrylamides), poly(esters), poly(ethylenes), poly(ethyleneglycols), poly(ethylene oxides), poly(ethyl phosphates), poly(ethyloxazolines), poly(glycolic acids), poly(hydroxyethyl acrylates), poly(hydroxyethyl-oxazolines), poly(hydroxymethacrylates), poly(hydroxypropylmethacrylamides), poly(hydroxypropyl methacrylates), poly(hydroxypropyloxazolines), poly(iminocarbonates), poly(lactic acids), poly(lactic-co-glycolic acids), poly(methacrylamides), poly(methacrylates), poly(methyloxazolines), poly(organophosphazenes), poly(ortho esters), poly(oxazolines), poly(propylene glycols), poly(siloxanes), poly(urethanes), poly(vinyl alcohols), poly(vinyl amines), poly(vinylmethylethers), poly(vinylpyrrolidones), silicones, celluloses, carbomethyl celluloses, hydroxypropyl methylcelluloses, chitins, chitosans, dextrans, dextrans, gelatins, hyaluronic acids and derivatives, functionalized hyaluronic acids, mannans, pectins, rhamnogalacturonans, starches, hydroxyalkyl starches, hydroxyethyl starches and other carbohydrate-based polymers, xylans, and copolymers thereof.

In a preferred embodiment the at least one further biologically active moiety or drug in the form of a water-insoluble controlled-release compound comprises at least one drug or biologically active moiety non-covalently embedded in poly(lactic-co-glycolic acid) (PLGA).

5 In another embodiment the at least one further biologically active moiety or drug in the form of a water-insoluble controlled-release compound comprises at least one biologically active moiety covalently and reversibly conjugated to a water-insoluble polymer. Preferably such water-insoluble polymer comprises a polymer selected from the group consisting of 2-methacryloyl-oxyethyl phosphoyl cholins, poly(acrylic acids), poly(acrylates),
10 poly(acrylamides), poly(alkyloxy) polymers, poly(amides), poly(amidoamines), poly(amino acids), poly(anhydrides), poly(aspartamides), poly(butyric acids), poly(glycolic acids), poly(butylene terephthalates), poly(caprolactones), poly(carbonates), poly(cyanoacrylates), poly(dimethylacrylamides), poly(esters), poly(ethylenes), poly(ethyleneglycols), poly(ethylene oxides), poly(ethyl phosphates), poly(ethyloxazolines), poly(glycolic acids),
15 poly(hydroxyethyl acrylates), poly(hydroxyethyl-oxazolines), poly(hydroxymethacrylates), poly(hydroxypropylmethacrylamides), poly(hydroxypropyl methacrylates), poly(hydroxypropyloxazolines), poly(iminocarbonates), poly(lactic acids), poly(lactic-co-glycolic acids), poly(methacrylamides), poly(methacrylates), poly(methyloxazolines), poly(organophosphazenes), poly(ortho esters), poly(oxazolines), poly(propylene glycols),
20 poly(siloxanes), poly(urethanes), poly(vinyl alcohols), poly(vinyl amines), poly(vinylmethylethers), poly(vinylpyrrolidones), silicones, celluloses, carbomethyl celluloses, hydroxypropyl methylcelluloses, chitins, chitosans, dextrans, dextrans, gelatins, hyaluronic acids and derivatives, functionalized hyaluronic acids, mannans, pectins, rhamnogalacturonans, starches, hydroxyalkyl starches, hydroxyethyl starches and other
25 carbohydrate-based polymers, xylans, and copolymers thereof.

Preferably, the at least one further biologically active moiety or drug in the form of a water-insoluble controlled-release compound comprises at least one biologically active moiety or drug selected from the group consisting of antihistamins; human anti-FGFR3 antibodies;
30 soluble forms of human fibroblast growth factor receptor 3; tyrosine kinase inhibitors; statins; CNP agonists; growth hormone; IGF-1; ANP; BNP; inhibitors of peptidases and proteases; and inhibitors of NPR-C.

A preferred antihistamin is meclozine.

A preferred tyrosine kinase inhibitor is NVP-BGJ398.

A preferred statin is rosuvastatin.

5

A preferred CNP agonist for the at least one further drug is vosoritide.

Preferred inhibitors of peptidases and proteases are NEP and furin inhibitor.

10 A preferred inhibitor for NEP are thiorphan and candoxatril.

Preferred inhibitors of NPR-C are the fragment of SEQ ID NO:98 (FGIPMDRIGRNPR) and antibody B701.

15 Preferred inhibitors of tyrosine kinases are as disclosed in U.S. patents 6329375 and 6344459, which are herewith incorporated by reference.

In one embodiment the at least one further biologically active moiety or drug in the form of a water-insoluble controlled-release comprises an antihistamin moiety or drug.

20

In another embodiment the at least one further biologically active moiety or drug in the form of a water-insoluble controlled-release comprises a human anti-FGFR3 antibody moiety or drug.

25 In another embodiment the at least one further biologically active moiety or drug in the form of a water-insoluble controlled-release comprises a soluble forms of human fibroblast growth factor receptor 3 (sFGFR3) moiety or drug.

In another embodiment the at least one further biologically active moiety or drug in the form
30 of a water-insoluble controlled-release comprises a tyrosine kinase inhibitor moiety or drug.

In another embodiment the at least one further biologically active moiety or drug in the form of a water-insoluble controlled-release comprises a statin moiety or drug.

In another embodiment the at least one further biologically active moiety or drug in the form of a water-insoluble controlled-release comprises a growth hormone moiety or drug.

5 In another embodiment the at least one further biologically active moiety or drug in the form of a water-insoluble controlled-release comprises a CNP agonist moiety or drug.

In another embodiment the at least one further biologically active moiety or drug in the form of a water-insoluble controlled-release comprises an IGF-1 moiety or drug.

10 In another embodiment the at least one further biologically active moiety or drug in the form of a water-insoluble controlled-release comprises an ANP moiety or drug.

In another embodiment the at least one further biologically active moiety or drug in the form of a water-insoluble controlled-release comprises a BNP moiety or drug.

15

In another embodiment the at least one further biologically active moiety or drug in the form of a water-insoluble controlled-release comprises an inhibitor of peptidases and proteases moiety or drug.

20 In another embodiment the at least one further biologically active moiety or drug in the form of a water-insoluble controlled-release comprises an inhibitor of NPR-C moiety or drug.

In another embodiment the at least one further biologically active moiety or drug in the form of a controlled-release compound is water-soluble.

25

In one embodiment the at least one further biologically active moiety or drug in the form of a water-soluble controlled-release compound comprises at least one biologically active moiety covalently conjugated through a reversible linkage to a water-soluble polymeric moiety, either directly or through a spacer moiety.

30

Preferably, such water-soluble polymeric moiety comprises a polymer selected from the group consisting of 2-methacryloyl-oxyethyl phosphoyl cholins, poly(acrylic acids), poly(acrylates), poly(acrylamides), poly(alkyloxy) polymers, poly(amides), poly(amidoamines), poly(amino acids), poly(anhydrides), poly(aspartamides), poly(butyric

acids), poly(glycolic acids), poly(butylene terephthalates), poly(caprolactones), poly(carbonates), poly(cyanoacrylates), poly(dimethylacrylamides), poly(esters), poly(ethylenes), poly(ethyleneglycols), poly(ethylene oxides), poly(ethyl phosphates), poly(ethyloxazolines), poly(glycolic acids), poly(hydroxyethyl acrylates), poly(hydroxyethyl-oxazolines), poly(hydroxymethacrylates), poly(hydroxypropylmethacrylamides), poly(hydroxypropyl methacrylates), poly(hydroxypropyloxazolines), poly(iminocarbonates), poly(lactic acids), poly(lactic-co-glycolic acids), poly(methacrylamides), poly(methacrylates), poly(methyloxazolines), poly(organophosphazenes), poly(ortho esters), poly(oxazolines), poly(propylene glycols), poly(siloxanes), poly(urethanes), poly(vinyl alcohols), poly(vinyl amines), poly(vinylmethylethers), poly(vinylpyrrolidones), silicones, celluloses, carbomethyl celluloses, hydroxypropyl methylcelluloses, chitins, chitosans, dextrans, dextrins, gelatins, hyaluronic acids and derivatives, functionalized hyaluronic acids, mannans, pectins, rhamnogalacturonans, starches, hydroxyalkyl starches, hydroxyethyl starches and other carbohydrate-based polymers, xylans, and copolymers thereof.

15

In another embodiment the at least one further biologically active moiety in the form of a water-soluble controlled-release compound is covalently conjugated through a stable linkage to an albumin-binding moiety. Preferably, said albumin-binding moiety is a C₈₋₂₄ alkyl moiety or fatty acid derivative. Preferred fatty acid derivatives are those disclosed in WO 2005/027978 A2 and WO 2014/060512 A1 which are herewith incorporated by reference.

20

Preferably, the at least one further biologically active moiety in the form of a water-soluble controlled-release comprises a biologically active moiety selected from the group consisting of antihistamins; human anti-FGFR3 antibodies; soluble forms of human fibroblast growth factor receptor 3; tyrosine kinase inhibitors; statins; CNP agonists; growth hormone; IGF-1; ANP; BNP; inhibitors of peptidases and proteases; and inhibitors of NPR-C.

25

A preferred antihistamin is meclozine.

A preferred tyrosine kinase inhibitor is NVP-BGJ398.

30

A preferred statin is rosuvastatin.

A preferred CNP agonist for the at least one further drug is vosoritide.

Preferred inhibitors of peptidases and proteases are NEP and furin inhibitor.

A preferred inhibitor for NEP are thiorphan and candoxatril.

5

Preferred inhibitors of NPR-C are the fragment of SEQ ID NO:98 (FGIPMDRIGRNPR) and antibody B701.

Preferred inhibitors of tyrosine kinases are as disclosed in U.S. patents 6329375 and 6344459,
10 which are herewith incorporated by reference.

In one embodiment the at least one further biologically active moiety or drug in the form of a water-soluble controlled-release comprises an antihistamin moiety or drug.

15 In another embodiment the at least one further biologically active moiety or drug in the form of a water-soluble controlled-release comprises a human anti-FGFR3 antibody moiety or drug.

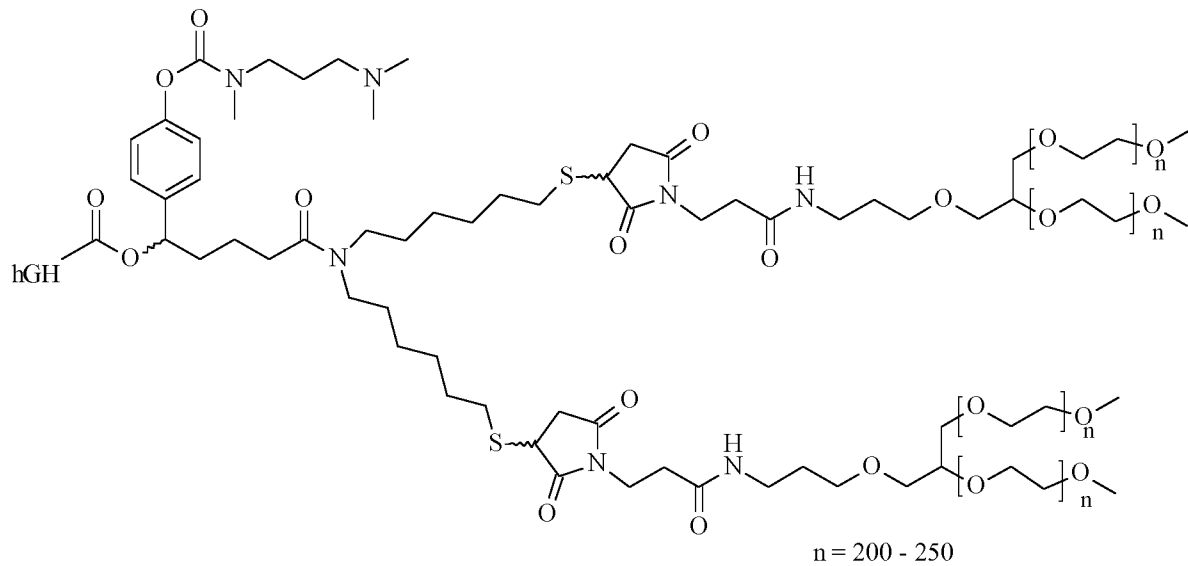
In another embodiment the at least one further biologically active moiety or drug in the form
20 of a water-soluble controlled-release comprises a soluble forms of human fibroblast growth factor receptor 3 (sFGFR3) moiety or drug.

In another embodiment the at least one further biologically active moiety or drug in the form of a water-soluble controlled-release comprises a tyrosine kinase inhibitor moiety or drug.

25

In another embodiment the at least one further biologically active moiety or drug in the form of a water-soluble controlled-release comprises a statin moiety or drug.

In another embodiment the at least one further biologically active moiety or drug in the form
30 of a water-soluble controlled-release comprises a growth hormone moiety or drug. A preferred water-soluble controlled-release growth hormone compound is compound 2 of example 2 of WO2016/079114A1. Accordingly, a preferred water-soluble controlled-release growth hormone compound has the following structure:



In another embodiment the at least one further biologically active moiety or drug in the form of a water-soluble controlled-release comprises a CNP agonist moiety or drug.

5

In another embodiment the at least one further biologically active moiety or drug in the form of a water-soluble controlled-release comprises an IGF-1 moiety or drug.

In another embodiment the at least one further biologically active moiety or drug in the form of a water-soluble controlled-release comprises an ANP moiety or drug.

10

In another embodiment the at least one further biologically active moiety or drug in the form of a water-soluble controlled-release comprises a BNP moiety or drug.

In another embodiment the at least one further biologically active moiety or drug in the form of a water-soluble controlled-release comprises an inhibitor of peptidases and proteases moiety or drug.

15

In another embodiment the at least one further biologically active moiety or drug in the form of a water-soluble controlled-release comprises an inhibitor of NPR-C moiety or drug.

20

Another aspect of the present invention is the pharmaceutical composition of the present invention for use as a medicament.

Another aspect of the present invention is the pharmaceutical composition of the present invention for use in the treatment of a patient suffering from a disorder that benefits from stimulating growth.

- 5 Preferably, the patient is a mammalian patient, more preferably a human patient.

Preferably, such disorders that benefit from stimulating growth are selected from the group comprising achondroplasia, hypochondroplasia, short stature, dwarfism, osteochondrodysplasias, thanatophoric dysplasia, osteogenesis imperfecta, achondrogenesis, 10 chondrodysplasia punctata, homozygous achondroplasia, camptomelic dysplasia, congenital lethal hypophosphatasia, perinatal lethal type of osteogenesis imperfecta, short-rib polydactyly syndromes, rhizomelic type of chondrodysplasia punctata, Jansen-type metaphyseal dysplasia, spondyloepiphyseal dysplasia congenita, atelosteogenesis, diastrophic dysplasia, congenital short femur, Langer-type mesomelic dysplasia, Nievergelt-type 15 mesomelic dysplasia, Robinow syndrome, Reinhardt syndrome, acrodysostosis, peripheral dysostosis, Kniest dysplasia, fibrochondrogenesis, Roberts syndrome, acromesomelic dysplasia, micromelia, Morquio syndrome, Kniest syndrome, metatrophic dysplasia, and spondyloepimetaphyseal dysplasia. Most preferably, the disorder that benefits from stimulating growth is achondroplasia.

20

Another aspect of the present invention is a method of treating a patient suffering from a disorder that benefits from stimulating growth by administering the pharmaceutical composition of the present invention.

- 25 Preferably, the patient is a mammalian patient, more preferably a human patient.

Preferably, such disorders that benefit from stimulating growth are selected from the group comprising achondroplasia, hypochondroplasia, short stature, dwarfism, osteochondrodysplasias, thanatophoric dysplasia, osteogenesis imperfecta, achondrogenesis, 30 chondrodysplasia punctata, homozygous achondroplasia, camptomelic dysplasia, congenital lethal hypophosphatasia, perinatal lethal type of osteogenesis imperfecta, short-rib polydactyly syndromes, rhizomelic type of chondrodysplasia punctata, Jansen-type metaphyseal dysplasia, spondyloepiphyseal dysplasia congenita, atelosteogenesis, diastrophic dysplasia, congenital short femur, Langer-type mesomelic dysplasia, Nievergelt-type

mesomelic dysplasia, Robinow syndrome, Reinhardt syndrome, acrodysostosis, peripheral dysostosis, Kniest dysplasia, fibrochondrogenesis, Roberts syndrome, acromesomelic dysplasia, micromelia, Morquio syndrome, Kniest syndrome, metatrophic dysplasia, and spondyloepimetaphyseal dysplasia. Most preferably, the disorder that benefits from stimulating growth is achondroplasia.

If the CNP agonist is a polypeptide, such polypeptide may be prepared by standard solid-phase peptide synthesis methods, e.g. by Boc chemistry (R. B. Merrifield, *J. Am. Chem. Soc.*, 85(14): 2149-2154 (1963)). Alternatively, Fmoc (fluorenylmethoxycarbonyl) chemistry may be employed.

Methods known in the art can be employed to improve purity and/or yield, including the use of pseudoproline or other dipeptide building blocks, fragment coupling and others (J. Wade et al., *Lett. Pept. Sci.*, 7(2):107- 122 (2000); Y. Fujiwara et al., *Chem. Pharm. Bull.*, 44(7):1326-1331 (1996); P. Cherkupally et al., *Eur. J. Org. Chem.*, 6372–6378 (2013)).

Alternatively, if the CNP agonist is a polypeptide, such polypeptide may be produced by recombinant synthesis processes.

Fig. 1: Structure of CNP according to SEQ ID NO:1.

Examples

Materials and Methods

CNP SEQ ID No:1 was obtained from Bachem AG, Bubendorf, Switzerland (CNP-22, human, catalogue no. H-1296). CNP-34 SEQ ID No:40 and CNP-38 SEQ ID No:24 were obtained from CASLO ApS, Kongens Lyngby, Denmark.

Side chain protected CNP-38 on CTC resin having Boc protected N-terminus and ivDde protected side chain of Lys26 (synthesized by Fmoc-strategy) was obtained from CASLO ApS, Kongens Lyngby, Denmark.

Side chain protected CNP-34 on TCP Tentagel resin having Boc protected N-terminus and ivDde protected side chain of either Lys12, Lys16 or Lys22 (synthesized by Fmoc-strategy)

was obtained from Peptide Specialty Laboratories GmbH, Heidelberg, Germany. Side chain protected CNP-38 on TCP tentagel resin having free N-terminus (synthesized by Fmoc-strategy) was obtained from Peptide Specialty Laboratories GmbH, Heidelberg, Germany.

- 5 Methoxy PEG amine 5 kDa was obtained from Rapp Polymere GmbH, Tuebingen, Germany. All other PEGs used in this work were acquired from NOF Europe N.V., Grobbendonk, Belgium.

- Fmoc-N-Me-Asp(OtBu)-OH was obtained from Bachem AG, Bubendorf, Switzerland. S-10 Trityl-6-mercaptohexanoic acid was purchased from Polypeptide, Strasbourg, France. HATU was obtained from Merck Biosciences GmbH, Schwalbach/Ts, Germany.

2,4-Dimethylbenzyl alcohol was obtained from abcr GmbH, Karlsruhe, Germany.

- 15 Fmoc-N-Me-Asp(OBn)-OH was obtained from Peptide International Inc., Louisville, KY, USA.

Neutral Endopeptidase (NEP) was obtained from Enzo Life Sciences GmbH, Lörrach, Germany

20

All other chemicals and reagents were purchased from Sigma Aldrich GmbH, Taufkirchen, Germany.

- 25 Syringes equipped with polyethylene frits (MultiSynTech GmbH, Witten, Germany) were used as reaction vessels or for washing steps for peptide resins.

General procedure for the removal of ivDde protecting group from side chain protected CNPs on resin

- 30 The resin was pre-swollen in DMF for 30 min and the solvent was discarded. The ivDde group was removed by incubating the resin with DMF/hydrazine hydrate 4/1 (v/v, 2.5 mL/g resin) for 8 x 15 min. For each step fresh DMF/hydrazine hydrate solution was used. Finally, the resin was washed with DMF (10 x), DCM (10 x) and dried *in vacuo*.

RP-HPLC purification

For preparative RP-HPLC a Waters 600 controller and a 2487 Dual Absorbance Detector was used, equipped with the following columns: Waters XBridge™ BEH300 Prep C18 5 μm, 150 x 10 mm, flow rate 6 mL/min, or Waters XBridge™ BEH300 Prep C18 10 μm, 150 x 30 mm, flow rate 40 mL/min. Linear gradients of solvent system A (water containing 0.1 % TFA v/v or 0.01 % conc. HCl v/v) and solvent system B (acetonitrile containing 0.1 % TFA v/v or 0.01 % conc. HCl v/v) were used.

HPLC fractions containing product were pooled and lyophilized if not stated otherwise.

10 Flash Chromatography

Flash chromatography purifications were performed on an Isolera One system from Biotage AB, Sweden, using Biotage KP-Sil silica cartridges and n-heptane and ethyl acetate as eluents. Products were detected at 254 nm.

15 Analytical methods

Analytical ultra-performance LC (UPLC)-MS was performed on a Waters Acquity system equipped with a Waters BEH300 C18 column (2.1 x 50 mm, 1.7 μm particle size, flow: 0.25 mL/min; solvent A: water containing 0.04% TFA (v/v), solvent B: acetonitrile containing 0.05% TFA (v/v)) coupled to a LTQ Orbitrap Discovery mass spectrometer from Thermo Scientific or coupled to a Waters Micromass ZQ.

Size exclusion chromatography (SEC) was performed using an Amersham Bioscience AEKTAbasic system equipped with a Superdex 200 5/150 GL column (Amersham Bioscience/GE Healthcare) equipped with a 0.45 μm inlet filter, if not stated otherwise. 20 mM sodium phosphate, 140 mM NaCl, pH 7.4, was used as mobile phase.

Due to the reversible nature of the attachment of -L¹- to -D measurements for NEP-stability and receptor affinity were made using stable analogs of the CNP prodrugs of the present invention, i.e. they were made using similar structures to those of the CNP prodrugs of the present invention which instead of a reversible attachment of -Z to -D have a stable attachment.

This was necessary, because the CNP prodrugs of the present invention would release CNP in the course of the experiment and said released CNP would have influenced the result.

Quantification of plasma total CNP-38 concentrations

Plasma total CNP-38 concentrations (conjugated and released CNP-38) were determined by quantification of the N-terminal signature peptide (sequence: LQEHPNAR) and C-terminal signature peptide (sequence: IGSMSGLGC) after tryptic digestion.

LC-MS analysis was carried out by using an Agilent 1290 UPLC coupled to an Agilent 6550 iFunnel Q-TOF mass spectrometer via an ESI probe. Chromatography was performed on a Waters Acquity BEH300 C18 analytical column (50 x 2.1 mm I.D., 1.7 μ m particle size) with pre-filter at a flow rate of 0.25 mL/min (T = 25 °C). Water (UPLC grade) containing 0.2 % formic acid (v/v) was used as mobile phase A and acetonitrile (UPLC grade) with 0.2 % formic acid as mobile phase B. The gradient system comprised a short isocratic step at the initial parameters of 0.1 % B for 3.0 min followed by a linear increase from 0.1 % B to 16 % B in 17 min. Mass analysis was performed in the single ion monitoring (SIM) mode, monitoring the ions m/z 482.75 $[M+2H]^{2+}$ (N-terminal) and m/z 824.36 $[M+H]^{1+}$ (C-terminal). As internal standard deuterated CNP-38 peptide was used.

Calibration standards of CNP-38 conjugate in blank plasma were prepared as follows: The thawed Li-heparin cynomolgous plasma was first homogenized, then centrifuged for 5 minutes. The CNP-38 conjugate formulation was diluted to a working solution of 10 μ g/mL (conjugate CNP-38 eq.) in DMSO and spiked into blank plasma at concentrations between 9.3 ng/100 μ L (conjugate CNP-38 eq.) and 139.5 ng/100 μ L (conjugate CNP-38 eq.). These solutions were used for the generation of a calibration curve. Calibration curves were weighted $1/x^2$ for both signature peptides (N- and C-Terminal). For quality control, three quality control samples were prepared accordingly with contents of 116.2 ng/100 μ L (high QC, conjugate CNP-38 eq.), 69.75 ng/100 μ L (mid QC, conjugate CNP-38 eq.) and 23.25 ng /100 μ L (low QC, conjugate CNP-38 eq.).

For sample preparation, protein precipitation was carried out by addition of 300 μ L of pre-cooled (0 °C) methanol to 100 μ L of the plasma sample. 200 μ L of the supernatant were transferred into a new well-plate and evaporated to dryness (under a gentle nitrogen stream at 35 °C). 100 μ L of reconstitution solvent (Thermo digestion buffer, order number 60109-101, Thermo Fisher Scientific GmbH, Dreieich, Germany) were used to dissolve the residue. 20 μ g

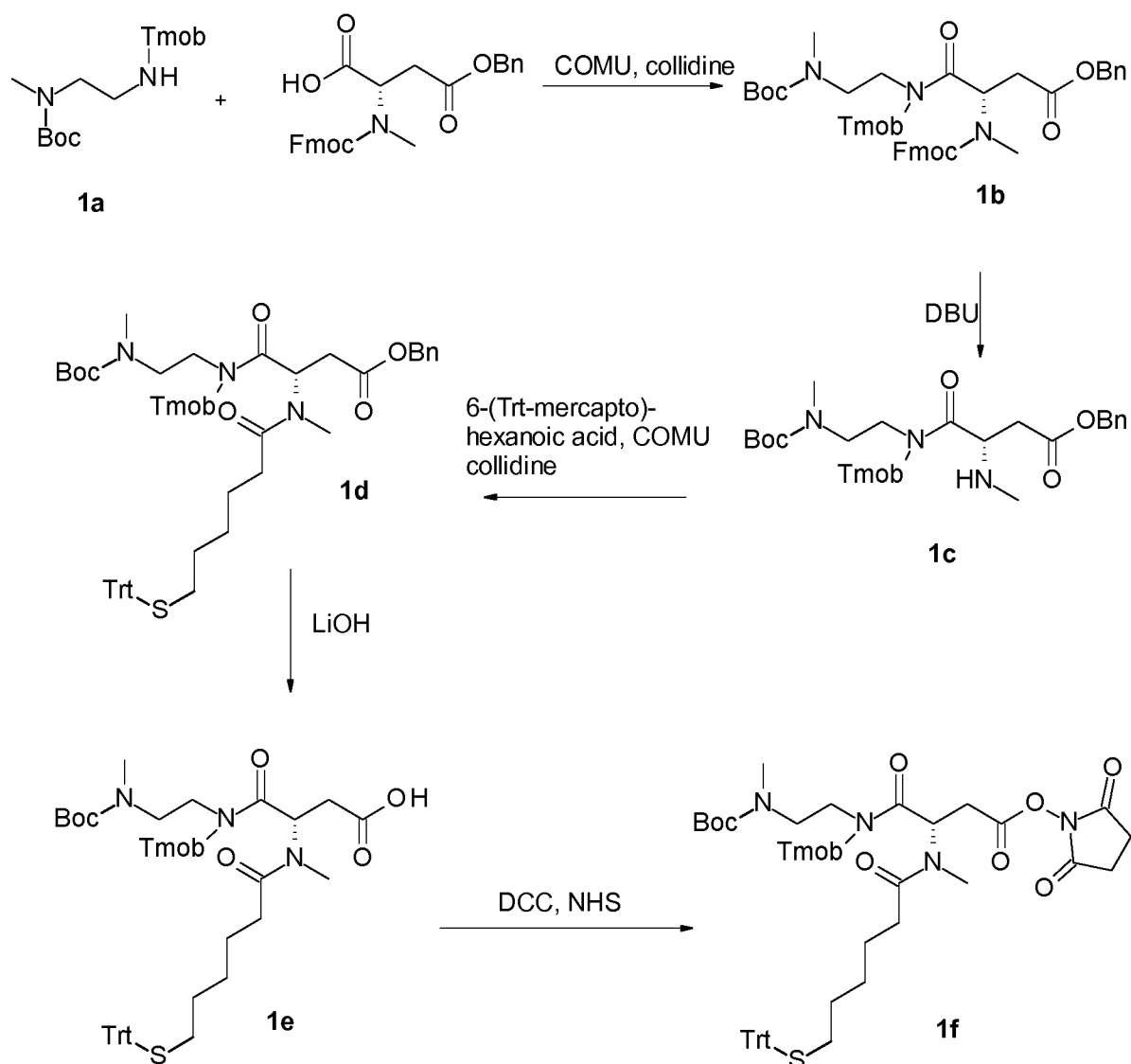
of trypsin (order number V5111, Promega GmbH, Mannheim, Germany) were dissolved in 20 μL of 10 mM acetic acid. 2 μL of the trypsin solution were added to each cavity.

After 4 hours incubation at 37 °C (water bath), 5 μL of a 0.5 M TCEP solution were added to each cavity and incubated again for 5 min at 96 °C. After the samples had cooled to room temperature, 3 μL acetonitrile were added. The eluates were transferred into vials. 10 μL were injected into the UPLC-MS system.

Example 1

10 Synthesis of linker reagent 1f

Linker reagent **1f** was synthesized according to the following scheme:



15

To a solution of N-methyl-N-Boc-ethylenediamine (2 g, 11.48 mmol) and NaCNBH_3 (819 mg, 12.63 mmol) in MeOH (20 mL) was added 2,4,6-trimethoxybenzaldehyde (2.08 g, 10.61 mmol) portion wise. The mixture was stirred at rt for 90 min, acidified with 3 M HCl (4 mL)

and stirred further 15 min. The reaction mixture was added to saturated NaHCO₃ solution (200 mL) and extracted 5 x with CH₂Cl₂. The combined organic phases were dried over Na₂SO₄ and the solvents were evaporated under reduced pressure. The resulting N-methyl-N-Boc-N'-Tmob-ethylenediamine **1a** was dried *in vacuo* and used in the next reaction step without further purification.

Yield: 3.76 g (11.48 mmol, 89 % purity, **1a** : double Tmob protected product = 8 :1)

MS: m/z 355.22 = [M+H]⁺, (calculated monoisotopic mass = 354.21).

To a solution of **1a** (2 g, 5.65 mmol) in CH₂Cl₂ (24 mL) COMU (4.84 g, 11.3 mmol), N-Fmoc-N-Me-Asp(OBn)-OH (2.08 g, 4.52 mmol) and 2,4,6-collidine (2.65 mL, 20.34 mmol) were added. The reaction mixture was stirred for 3 h at rt, diluted with CH₂Cl₂ (250 mL) and washed 3 x with 0.1 M H₂SO₄ (100 mL) and 3 x with brine (100 mL). The aqueous phases were re-extracted with CH₂Cl₂ (100 mL). The combined organic phases were dried over Na₂SO₄, filtrated and the residue concentrated to a volume of 24 mL. **1b** was purified using flash chromatography.

Yield: 5.31 g (148 %, 6.66 mmol)

MS: m/z 796.38 = [M+H]⁺, (calculated monoisotopic mass = 795.37).

To a solution of **1b** (5.31 g, max. 4.52 mmol ref. to N-Fmoc-N-Me-Asp(OBn)-OH) in THF (60 mL) DBU (1.8 mL, 3 % v/v) was added. The solution was stirred for 12 min at rt, diluted with CH₂Cl₂ (400 mL) and washed 3 x with 0.1 M H₂SO₄ (150 mL) and 3 x with brine (150 mL). The aqueous phases were re-extracted with CH₂Cl₂ (100 mL). The combined organic phases were dried over Na₂SO₄ and filtrated. **1c** was isolated upon evaporation of the solvent and used in the next reaction without further purification.

MS: m/z 574.31 = [M+H]⁺, (calculated monoisotopic mass = 573.30).

1c (5.31 g, 4.52 mmol, crude) was dissolved in acetonitrile (26 mL) and COMU (3.87 g, 9.04 mmol), 6-tritylmercaptohexanoic acid (2.12 g, 5.42 mmol) and 2,4,6-collidine (2.35 mL, 18.08 mmol) were added. The reaction mixture was stirred for 4 h at rt, diluted with CH₂Cl₂ (400 mL) and washed 3 x with 0.1 M H₂SO₄ (100 mL) and 3 x with brine (100 mL). The aqueous phases were re-extracted with CH₂Cl₂ (100 mL). The combined organic phases were dried over Na₂SO₄, filtrated and **1d** was isolated upon evaporation of the solvent. Product **1d** was purified using flash chromatography.

Yield: 2.63 g (62 %, 94 % purity)

MS: m/z 856.41 = $[M+H]^+$, (calculated monoisotopic mass = 855.41).

To a solution of **1d** (2.63 g, 2.78 mmol) in *i*-PrOH (33 mL) and H₂O (11 mL) was added LiOH (267 mg, 11.12 mmol) and the reaction mixture was stirred for 70 min at rt. The mixture was diluted with CH₂Cl₂ (200 mL) and washed 3 x with 0.1 M H₂SO₄ (50 mL) and 3 x with brine (50 mL). The aqueous phases were re-extracted with CH₂Cl₂ (100 mL). The combined organic phases were dried over Na₂SO₄, filtrated and **1e** was isolated upon evaporation of the solvent. **1e** was purified using flash chromatography.

Yield: 2.1 g (88 %)

10 MS: m/z 878.4 = $[M+Na]^+$, (calculated monoisotopic mass = 855.40).

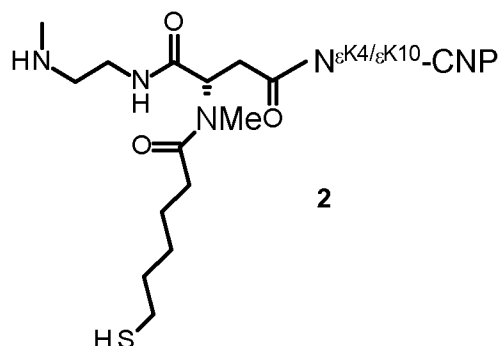
To a solution of **1e** (170 mg, 0.198 mmol) in anhydrous DCM (4 mL) were added DCC (123 mg, 0.59 mmol), and a catalytic amount of DMAP. After 5 min N-hydroxy-succinimide (114 mg, 0.99 mmol) was added and the reaction mixture was stirred at rt for 1 h. The reaction mixture was filtered, the solvent was removed *in vacuo* and the residue was taken up in 90 % acetonitrile plus 0.1 % TFA (3.4 mL). The crude mixture was purified by RP-HPLC. Product fractions were neutralized with 0.5 M pH 7.4 phosphate buffer and concentrated. The remaining aqueous phase was extracted with DCM and **1f** was isolated upon evaporation of the solvent.

20 Yield: 154 mg (81%)

MS: m/z 953.4 = $[M+H]^+$, (calculated monoisotopic mass = 952.43).

Example 2

25 Synthesis of N^{εK4/εK10}-CNP mono-linker thiol **2**, N^{εK4}-CNP mono-linker thiol **2c** and N^{εK10}-CNP mono-linker thiol **2d**



N^{εK4/εK10}-CNP mono-linker thiol (mixture of regioisomers with linker conjugated at side chain amino group of Lys4 or Lys10) **2** is prepared by dissolving CNP-22 (5.2 μmol) in 0.6 mL

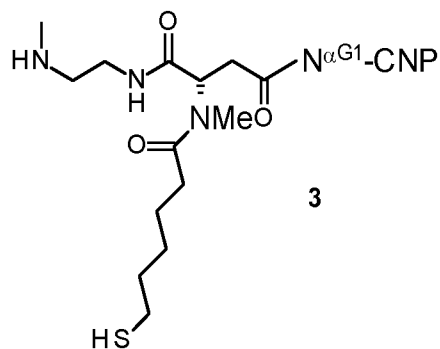
DMSO. 0.15 mL 0.375 M borate buffer, adjusted to pH 8.5 with tetrabutylammoniumhydroxide hydrate, 60 μ L DIPEA and **1f** (6.1 mg, 7.1 μ mol) in 0.34 mL of DMSO are added and the mixture is stirred for 30 min at rt. Reaction mixture is diluted with 2 mL acetonitrile/ water 1/1 (v/v) and 200 μ L AcOH and the protected N ^{ϵ K4/ ϵ K10}-CNP mono-linker conjugate is isolated from the reaction mixture by RP-HPLC.

Optimized RP-HPLC gradients can be used for isolation of N ^{ϵ K4}-CNP mono-linker thiol **2a** and N ^{ϵ K10}-CNP mono-linker thiol **2b**.

- 10 Removal of protecting groups is affected by treatment of lyophilized product fractions with 0.6 mL of 90/10/2/2 (v/v/v/v) HFIP/TFA/TES/water for 1h at rt. The deprotected N ^{ϵ K4/ ϵ K10}-CNP mono-linker thiol **2** is purified by RP-HPLC. Identity and purity of the product is determined by ESI-LCMS.
- 15 Deprotected N ^{ϵ K4}-CNP mono-linker thiol **2c** and N ^{ϵ K10}-CNP mono-linker thiol **2d** can be obtained likewise from **2a** and **2b**, respectively.

Example 3

Synthesis of N ^{α G1}-CNP mono-linker thiol **3**



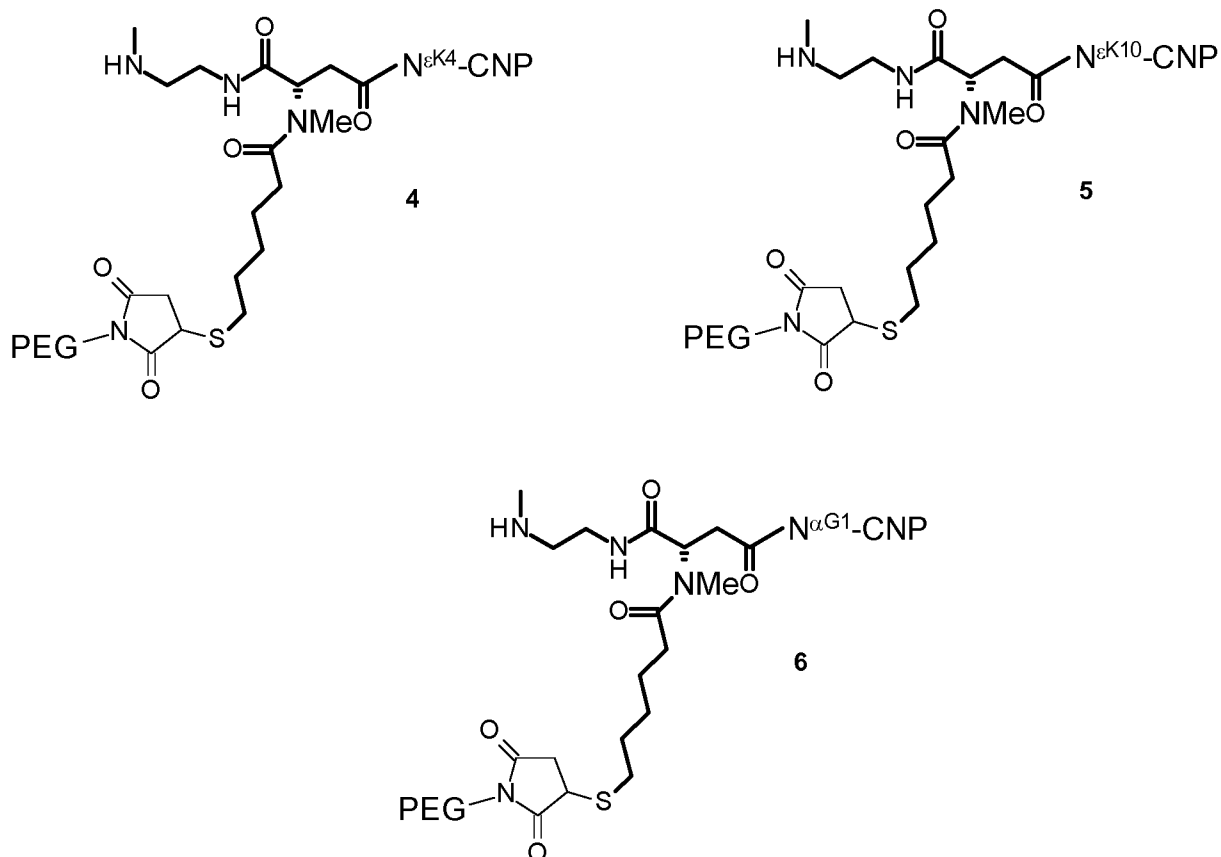
- 20 N ^{α G1}-CNP mono-linker thiol **3** is prepared by dissolving CNP-22 (5.2 μ mol) in 0.6 mL DMSO. 0.25 mL 0.5 M phosphate buffer pH 7.4 and **1f** (6.1 mg, 7.1 μ mol) in 0.34 mL of DMSO are added and the mixture is stirred for several hours at rt. Reaction mixture is diluted with 2 mL acetonitrile/ water 1/1 (v/v) and 200 μ L AcOH and the protected N ^{α G1}-CNP mono-linker thiol is isolated from the reaction mixture by RP-HPLC.
- 25

Removal of protecting groups is affected by treatment of lyophilized product fractions with 0.6 mL of 90/10/2/2 (v/v/v/v) HFIP/TFA/TES/water for 1h at rt. The deprotected N ^{α G1}-CNP

mono-linker thiol **3** is purified by RP-HPLC. Identity and purity of the product is determined by ESI-LCMS.

Example 4

5 PEGylation of CNP mono-linker thiols **2c**, **2d** and **3**



10

1 μ mol CNP mono-linker thiol **2c** is dissolved in 0.5 mL acetonitrile / 0.2 M succinate buffer pH 3.8 1/1 (v/v) 1.2 μ mol of linear 40 kDa PEG-maleimide is added and the mixture is stirred at rt. The reaction is quenched by addition of 20 μ L AcOH and CNP conjugate **4** is purified by preparative RP-HPLC.

15

CNP conjugates **5** and **6** are prepared likewise from 1 μ mol CNP mono-linker thiols **2d** and **3**.

CNP content is determined by quantitative amino acid analysis after total hydrolysis under acidic conditions.

20

Example 5

Release kinetics in vitro

CNP conjugates **4**, **5** and **6** are dissolved in 60 mM sodium phosphate, 3 mM EDTA, 0.01% Tween-20, pH 7.4 at a concentration of approximately 2 mg/mL and filtered sterile. Mixtures are incubated at 37 °C. At time points aliquots are withdrawn and analysed by RP-HPLC and
 5 ESI-MS. UV-signals correlating to liberated CNP are integrated and plotted against incubation time.

Curve-fitting software is applied to estimate the corresponding halftime of release.

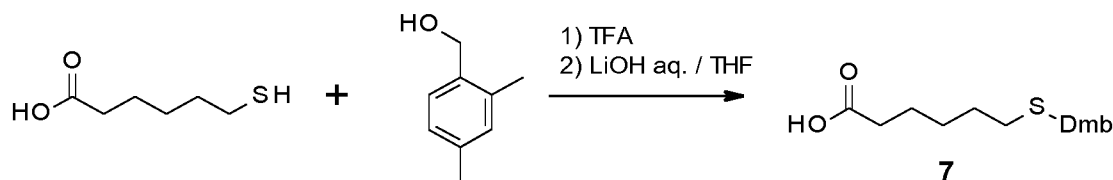
10 Example 6**Pharmacokinetics and cGMP production in rats**

Equimolar doses of CNP-22, CNP conjugates **4**, **5** or **6** are injected iv and sc in normal rats. Plasma CNP and cGMP levels over time are determined as described in the literature (US patent 8,377,884 B2).

15

Example 7**Synthesis of Dmb protected 6-mercaptohexanoic acid 7**

Compound **7** was synthesized according to the following scheme:



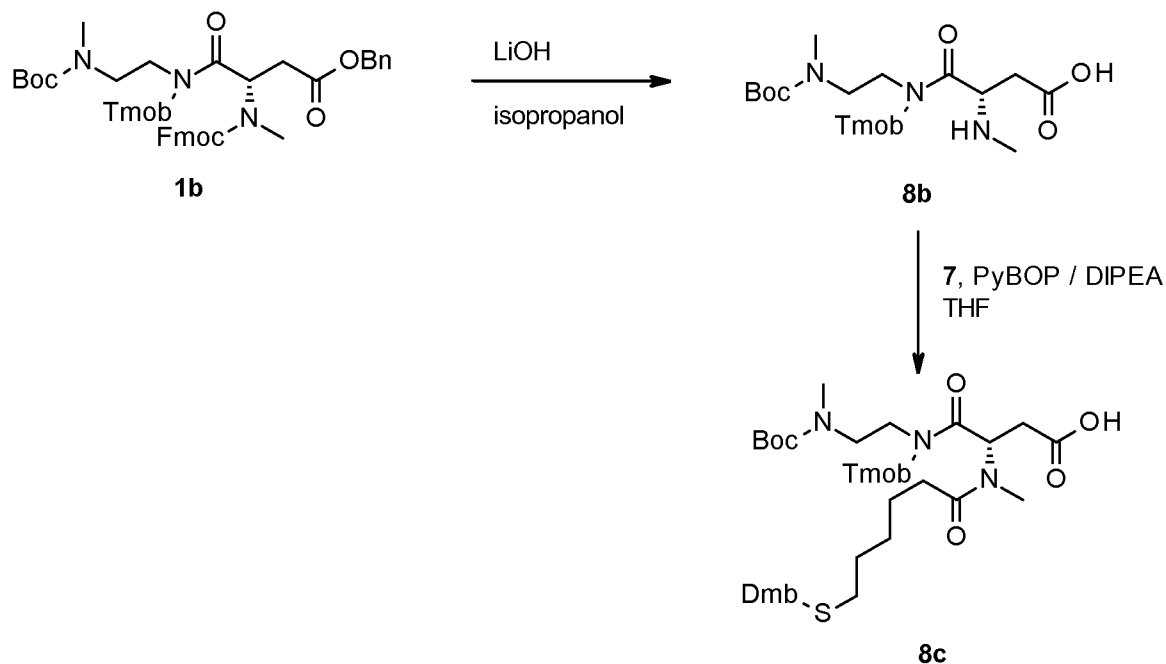
20 To a solution of 6-mercaptohexanoic acid (7.10 g, 47.90 mmol) in trifluoroacetic acid (20 mL), 2,4-dimethylbenzyl alcohol (13.5 g, 95.80 mmol) was added. The mixture was stirred at rt for 60 min and then the trifluoroacetic acid was removed *in vacuo*. The residue was dissolved in a mixture of 95.8 mL LiOH (3 M) and THF (81 mL) and stirred at rt for 60 min. The solvent was removed *in vacuo* and the aqueous residue was extracted 3x with EtOAc (200
 25 mL). The combined organic phases were dried over MgSO₄, and the solvent was removed *in vacuo*. **7** was purified by RP-HPLC.

Yield: 2.27 g (8.52 mmol, 18 %)

MS: m/z 267.01 = [M+H]⁺, (calculated monoisotopic mass = 266.13).

30 Example 8**Synthesis of linker reagent 8c**

Linker reagent **8c** was synthesized according to the following scheme:



To a solution of **1b** (21.6 g, 27.18 mmol) in isopropanol (401 mL) were added water (130 mL) and LiOH (3.90 g, 163.06 mmol). The reaction mixture was stirred for 3 h at rt, then it was diluted with toluene (300 mL) and washed 3 x with 0.1 M HCl (200 mL). The combined aqueous phases were washed 3 x with toluene (100 mL). The aqueous phase was basified with 4 M NaOH (4 mL) to a pH of 8.5 and extracted 8 x with CH₂Cl₂ (200 mL). The combined CH₂Cl₂ phases were washed with brine (50 mL), dried over Na₂SO₄. **8b** was isolated upon evaporation of the solvent and used in the next reaction without further purification.

Yield: 11.89 g (24.59 mmol, 90 %)

10 MS: m/z 484.16 = [M+H]⁺, (calculated monoisotopic mass = 483.26).

To a solution of **7** (293 mg, 1.10 mmol) and PyBOP (572 mg, 1.10 mmol) in THF (10 mL) was added DIEA (0.52 mL, 3.00 mmol) under a N₂-atmosphere. The reaction mixture was stirred for 60 min at rt. A solution of **8b** (484 mg, 1.00 mmol) in THF (2 mL) was added and the reaction was stirred for a further 60 min. The reaction was quenched with 2 M citric acid solution (10 mL) and the THF was removed *in vacuo*. The resulting aqueous phase was then extracted 2 x with EtOAc (15 mL) and the combined organic layers were washed with water (10 mL) and brine (10 mL), and dried over MgSO₄. The solvent was removed *in vacuo* and **8c** was purified by RP HPLC.

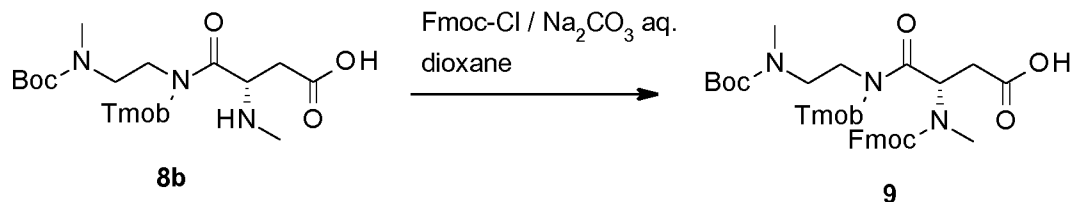
20 Yield: 330 mg (0.451 mmol, 45 %)

MS: m/z 732.34 = [M+H]⁺, (calculated monoisotopic mass = 731.38).

Example 9

Synthesis of linker reagent 9

Linker reagent **9** was synthesized according to the following scheme:



To a solution of **8b** (2.00 g, 4.14 mmol) and Fmoc-Cl (1.07 g, 4.14 mmol) in dioxane (20 mL) was added 1 M Na₂CO₃ solution (20 mL). The reaction mixture was stirred for 40 min at rt. Water (100 mL) and diethyl ether (100 mL) were added and the aqueous phase was extracted 2 x with diethyl ether (100 mL). The aqueous phase was acidified with conc. HCl until pH 1 and again extracted 3 x with diethyl ether. The combined organic phases were dried over Na₂SO₄ and the solvent was removed *in vacuo*. **9** was used in the next step without further purification.

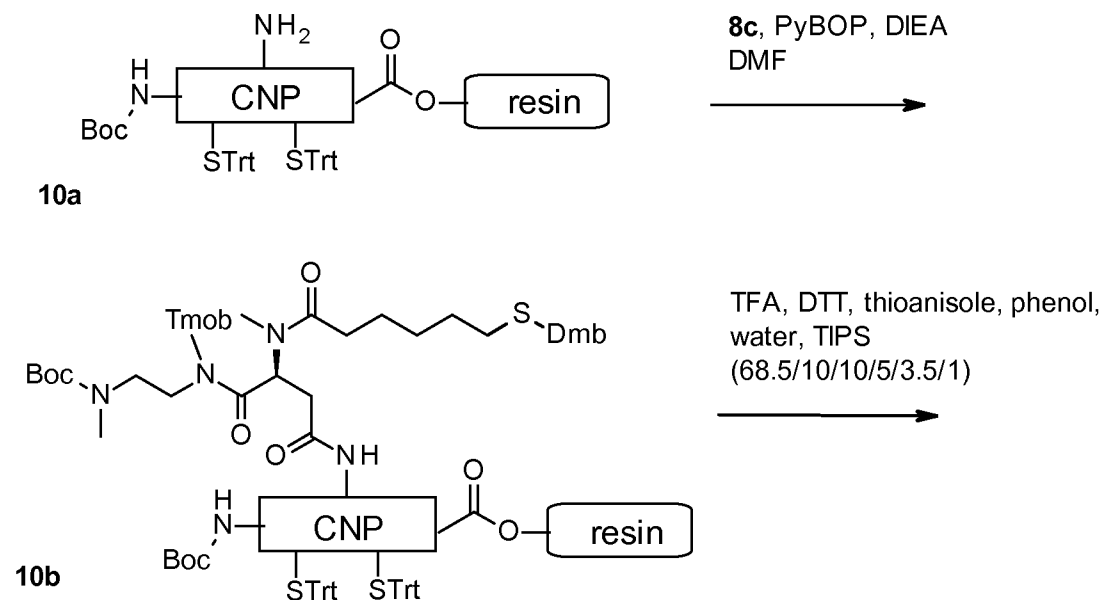
Yield: 2.63 g (3.73 mmol, 90 %)

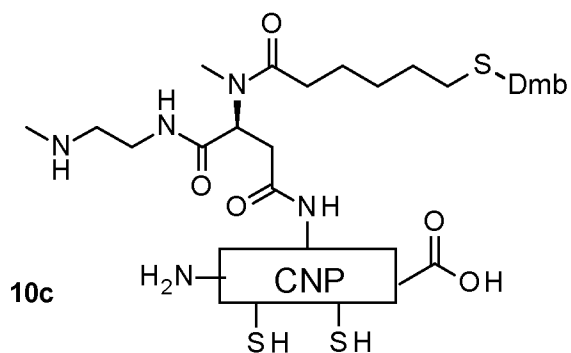
MS: m/z 728.32 = [M+Na]⁺, (calculated monoisotopic mass = 705.33).

Example 10

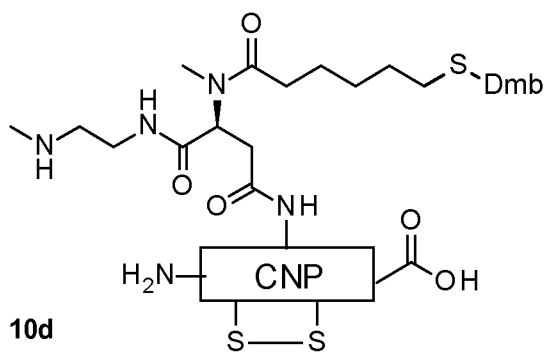
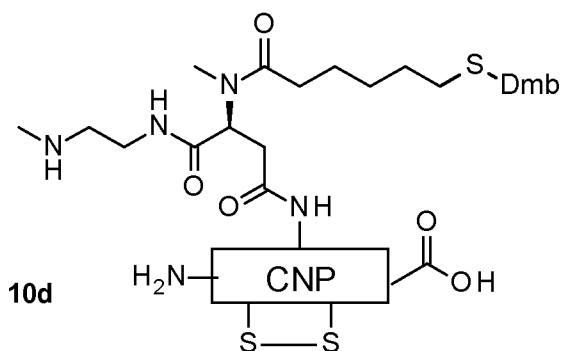
15 Synthesis of reversible Lys26 CNP-38 PEG2x20 kDa conjugate 10f

Conjugate **10f** was synthesized according to the following scheme:





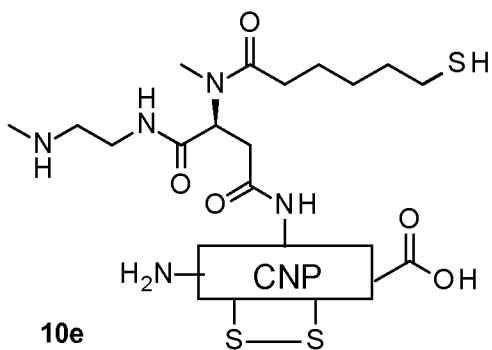
2,2'-Dithiobis(pyridine-N-oxide)



TFA, MSA, DTT, water, thioanisole
(100/5/3/2/1)

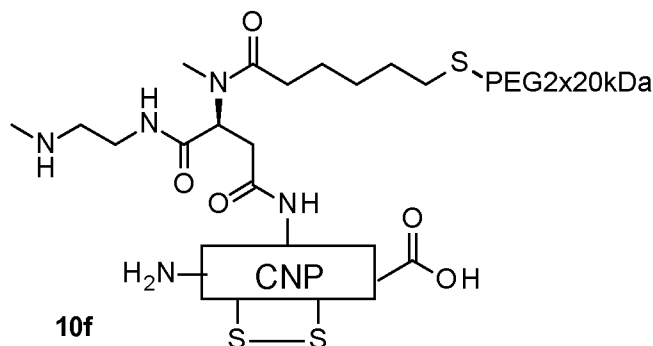


5



PEG2x20kDa-
maleimide





2.00 g (0.21 mmol) of side chain protected CNP-38 on CTCresin having Boc protected N-terminus and ivDde protected side chain of Lys26 was ivDde deprotected according to the procedure given in Materials and Methods to obtain **10a**. A solution of linker reagent **8c** (336 mg, 0.46 mmol), PyBOP (239 mg, 0.46 mmol) and DIEA (182 μ L, 1.04 mmol) in DMF (5 mL) was incubated for 10 min at rt, then added to the resin **10a**. The suspension was shaken for 2 h at rt. The resin was washed 10 x with DMF (10 mL) and 10 x with DCM (10 mL) and dried *in vacuo* for 15 min. Cleavage of the peptide from resin and removal of protecting groups was achieved by treatment of the resin with 15 mL pre-cooled (-18 $^{\circ}$ C) cleavage cocktail 68.5/10/10/5/3.5/1 (v/w/v/v/v/v) TFA/DTT/thioanisole/phenol/water/TIPS. The mixture was allowed to warm to rt and was agitated for 60 min. The resin was filtered off and crude **10c** was precipitated in pre-cooled diethyl ether (-18 $^{\circ}$ C). The precipitate was dissolved in ACN/water and purified by RP-HPLC. The combined HPLC fractions were used directly in the next step.

MS: m/z 1124.60 = $[M+4H]^{4+}$, (calculated monoisotopic mass for $[M+4H]^{4+}$ = 1124.59).

To the combined HPLC fractions of **10c** (250 mL) 40 mL of 0.5 M citric acid buffer (pH = 5.00) and 7 mL of a 0.01 M solution of 2,2'-dithiobis(pyridine-N-oxide) solution in 1/1 (v/v) acetonitrile/water were added. After incubation for 5 min at rt the reaction was complete. The mixture was diluted with 500 mL water containing 0.1 % TFA (v/v) and acidified with AcOH (20 mL) to a pH of approx. 2. **10d** was purified by RP-HPLC.

Yield: 101 mg (17.3 μ mol, 9 %) CNP-38-linker-Dmb * 10 TFA

MS: m/z 1124.10 = $[M+4H]^{4+}$, (calculated monoisotopic mass for $[M+4H]^{4+}$ = 1124.09).

Cleavage of the Dmb protecting group was achieved by adding 30 mL pre-cooled (-18 $^{\circ}$ C) cleavage cocktail 100/5/3/2/1 (v/v/w/v/v) TFA/MSA/DTT/water/thioanisole to **10d** (101 mg,

17.3 μmol) and stirring for 3 h at 0 °C. Crude **10e** was precipitated in pre-cooled (-18 °C) diethyl ether. The precipitate was dissolved in water containing 0.1 % TFA (v/v) and incubated for 10 min in order to hydrolyze any TFA esters. **10e** was purified by RP-HPLC. Product fractions were combined and freeze dried.

5 Yield: 46 mg (8.34 μmol , 48 %) CNP-38-linker-thiol * 10 TFA

MS: m/z 1094.58 = $[\text{M}+4\text{H}]^{4+}$, (calculated monoisotopic mass for $[\text{M}+4\text{H}]^{4+}$ = 1094.57).

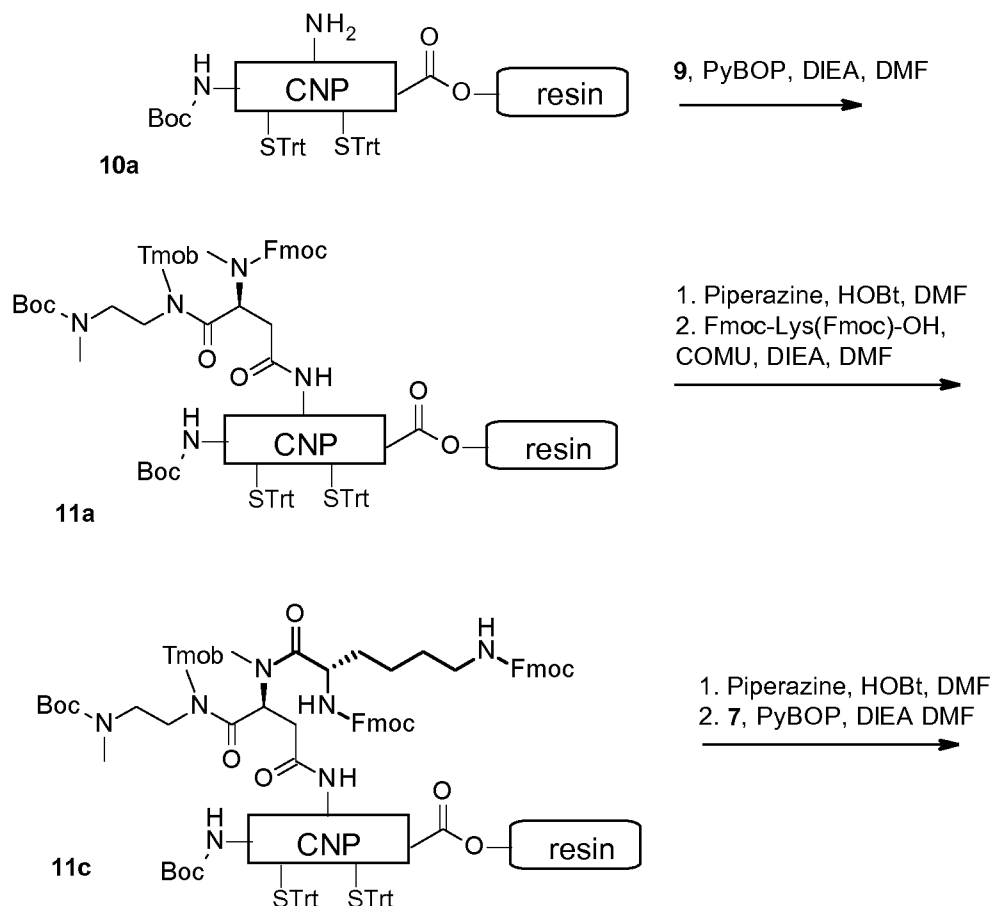
To a solution of **10e** (46 mg, 8.43 μmol) in 1.15 mL water containing 0.1 % TFA (v/v) was added a solution of PEG 2x20 kDa maleimide (Sunbright GL2-400MA, 870 mg, 21.75 μmol) in 4.35 mL water containing 0.1 % TFA (v/v), followed by 0.5 M lactic acid buffer (1.07 mL, pH = 4.20). The mixture was stirred at rt for 4 h. Conjugate **10f** was purified by RP-HPLC.

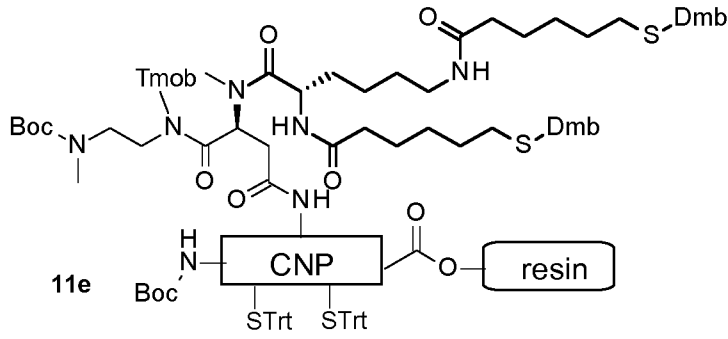
Yield: 233 mg (5.21 μmol , 62 %) conjugate **10f** * 10 HCl

15 Example 11

Synthesis of reversible Lys26 CNP-38 PEG4x10 kDa conjugate conjugate **11i**

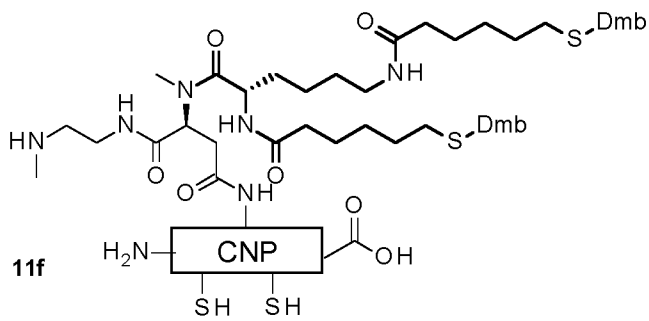
Conjugate **11i** was synthesized according to the following scheme:



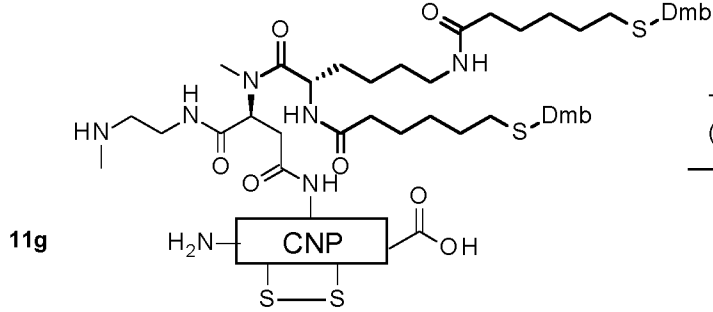


TFA, DTT, thioanisole, phenol, water, TIPS
(68.5/10/10/5/3.5/1)

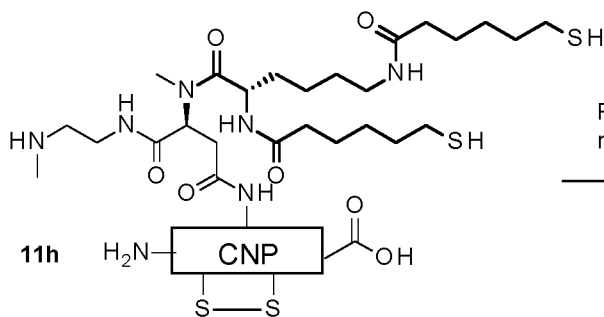
11e



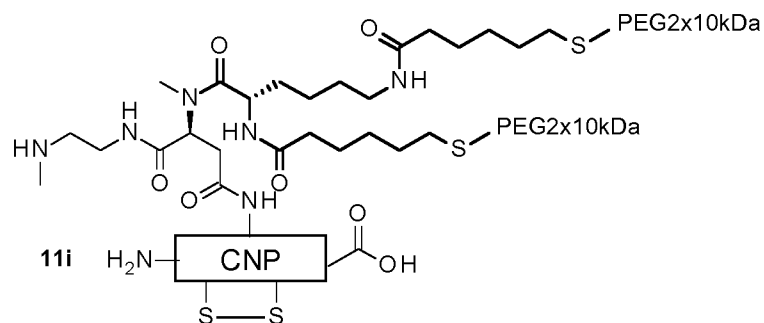
2,2'-Dithiobis(pyridine-N-oxide)



TFA, MSA, DTT, water, thioanisole
(100/5/3/2/1)



PEG2x10kDa-
maleimide



To a solution of **9** (353 mg, 0.50 mmol) and PyBOP (260 mg, 0.50 mmol) in DMF (9 mL) was added DIEA (105 μ L, 0.60 mmol). This mixture was drawn onto Lys26-side-chain deprotected CNP-38 resin **10a** (2.00 g, 0.21 mmol) and the suspension was shaken for 2 h at rt in order to afford resin **11a**. The resin was washed 10 x with DMF (7 mL). Cleavage of the Fmoc protecting group in **11a** was carried out with a solution of HOBt (0.68 g, 5.03 mmol) and piperazine (3.00 g, 34.83 mmol) in DMF (47 mL). Therefore, the resin was incubated 5 x with 10 mL of the cleavage mixture for 15 min at rt each time. Then, the resin was washed 7 x with DMF (7 mL).

A solution of Fmoc-Lys(Fmoc)-OH (449 mg, 0.76 mmol), COMU (325 mg, 0.76 mmol) and DIEA (165 μ L, 0.95 mmol) in DMF (9 mL) was prepared and drawn onto the resin. The mixture was shaken for 2 h at rt. The procedure was repeated twice, each for 1 h with freshly prepared coupling mixture. The resin was washed 10 x with DMF (7 mL) and the remaining free amino groups were capped with 8 mL 1/1/2 (v/v/v) Ac₂O/pyridine/DMF.

Cleavage of the Fmoc protecting groups in **11c** was carried out with a solution of HOBt (0.68 g, 5.03 mmol), piperazine (3.00 g, 34.83 mmol) in DMF (47 mL). Therefore, the resin was incubated 5 x with 10 mL of the cleavage mixture for 15 min at rt each time. The resin was washed 7 x with DMF (7 mL).

To a solution of **7** (266 mg, 1.00 mmol) and PyBOP (520 mg, 1.00 mmol) in DMF (9 mL) was added DIEA (209 μ L, 1.20 mmol). This mixture was drawn onto the resin and was shaken for 2 h at rt. The resin was washed 7 x with DMF (7 mL) affording resin **11e**. Cleavage of the peptide from resin and removal of protecting groups was achieved by treatment of the resin with 15 mL pre-cooled (-18 °C) cleavage cocktail 68.5/10/10/5/3.5/1 (v/w/v/v/v/v) TFA/DTT/thioanisole/phenol/water/TIPS. The mixture was allowed to warm to

rt and was agitated for 3 h at rt. The resin was filtered off and crude **11f** was precipitated in pre-cooled (-18 °C) diethyl ether and purified by RP-HPLC. The combined HPLC fractions were used directly in the next step.

MS: m/z 1218.66 = [M+4H]⁴⁺, (calculated monoisotopic mass for [M+4H]⁴⁺ = 1218.65).

To the combined HPLC product fractions of **11f** (1 L) 160 mL of 0.5 M citric acid buffer (pH = 5.00) and 100 mL of a 50 mM 2,2'-dithiobis(pyridine-N-oxide) solution in 9/1 (v/v) acetonitrile/water were added. The mixture was stirred for 4 h at rt and then diluted with 1 L of water containing 0.1 % TFA (v/v). **11g** was purified by RP-HPLC.

Yield: 64.3 mg (10.7 μmol, 6 %) CNP-38-linker-DMB * 10 TFA

MS: m/z 1218.15 = [M+4H]⁴⁺, (calculated monoisotopic mass for [M+4H]⁴⁺ = 1218.14).

Cleavage of the Dmb protecting group was achieved by adding 45 mL of pre-cooled (-18 °C) cleavage cocktail 100/5/3/2/1 (v/v/w/v/v) TFA/MSA/DTT/water/thioanisole to **11g** (61.8 mg, 10.3 μmol), and then stirring for 4 h at 0 °C. Crude **11h** was precipitated in pre-cooled (-18 °C) ether. The precipitate was dissolved in a solution of 1/1 (v/v) acetonitrile/water containing 0.1 % TFA (v/v) and incubated for 4 h at rt in order to hydrolyze any TFA esters. **11h** was purified by RP-HPLC.

Yield: 38.4 mg (6.65 μmol, 65 %) CNP-38-linker-thiol * 10 TFA

MS: m/z 1159.11 = [M+4H]⁴⁺, (calculated monoisotopic mass for [M+4H]⁴⁺ = 1159.10).

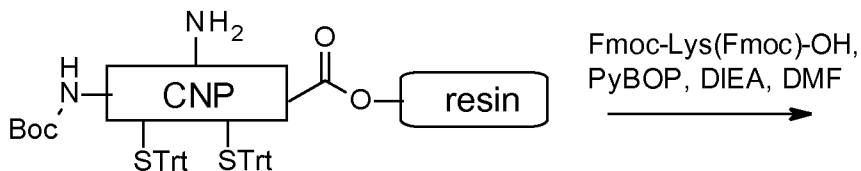
To a solution of **11h** (34.6 mg, 5.99 μmol) in 1 mL water containing 0.1 % TFA (v/v) was added a solution of PEG 2x10 kDa maleimide (Sunbright GL2-200MA, 1.12 g, 56.03 μmol) in 6.1 mL water containing 0.1 % TFA (v/v), followed by 0.5 M lactic acid buffer (1.46 mL, pH = 4.00). The mixture was stirred at rt for 4 h. Conjugate **11i** was purified by RP-HPLC.

Yield: 227 mg (4.96 μmol, 83 %) conjugate **11i** * 10 HCl

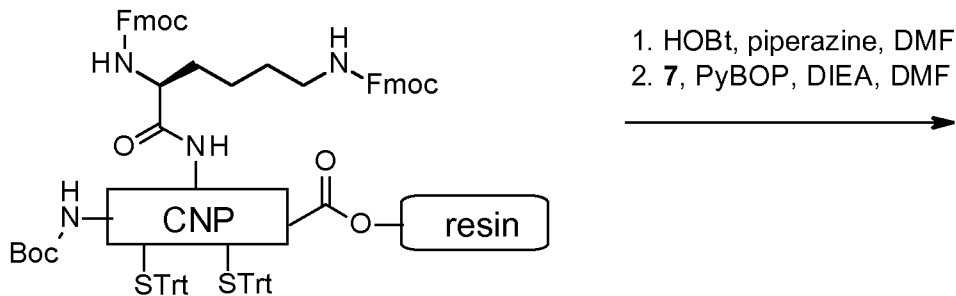
Example 12

Synthesis of permanent Lys26 CNP-38 PEG4x10 kDa conjugate 12g

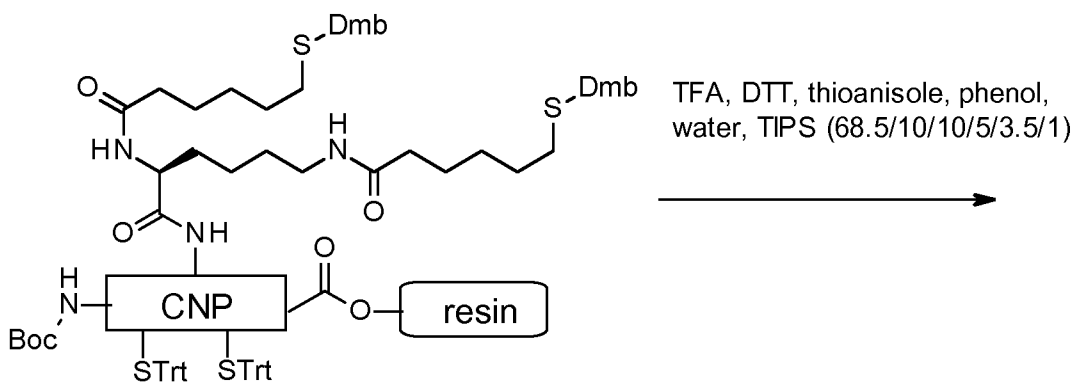
Conjugate **12g** was synthesized according to the following scheme:



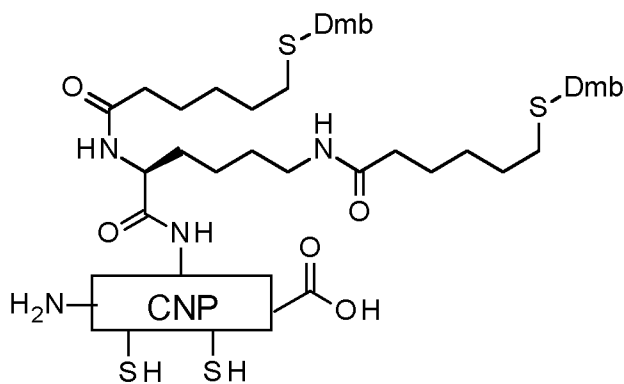
10a



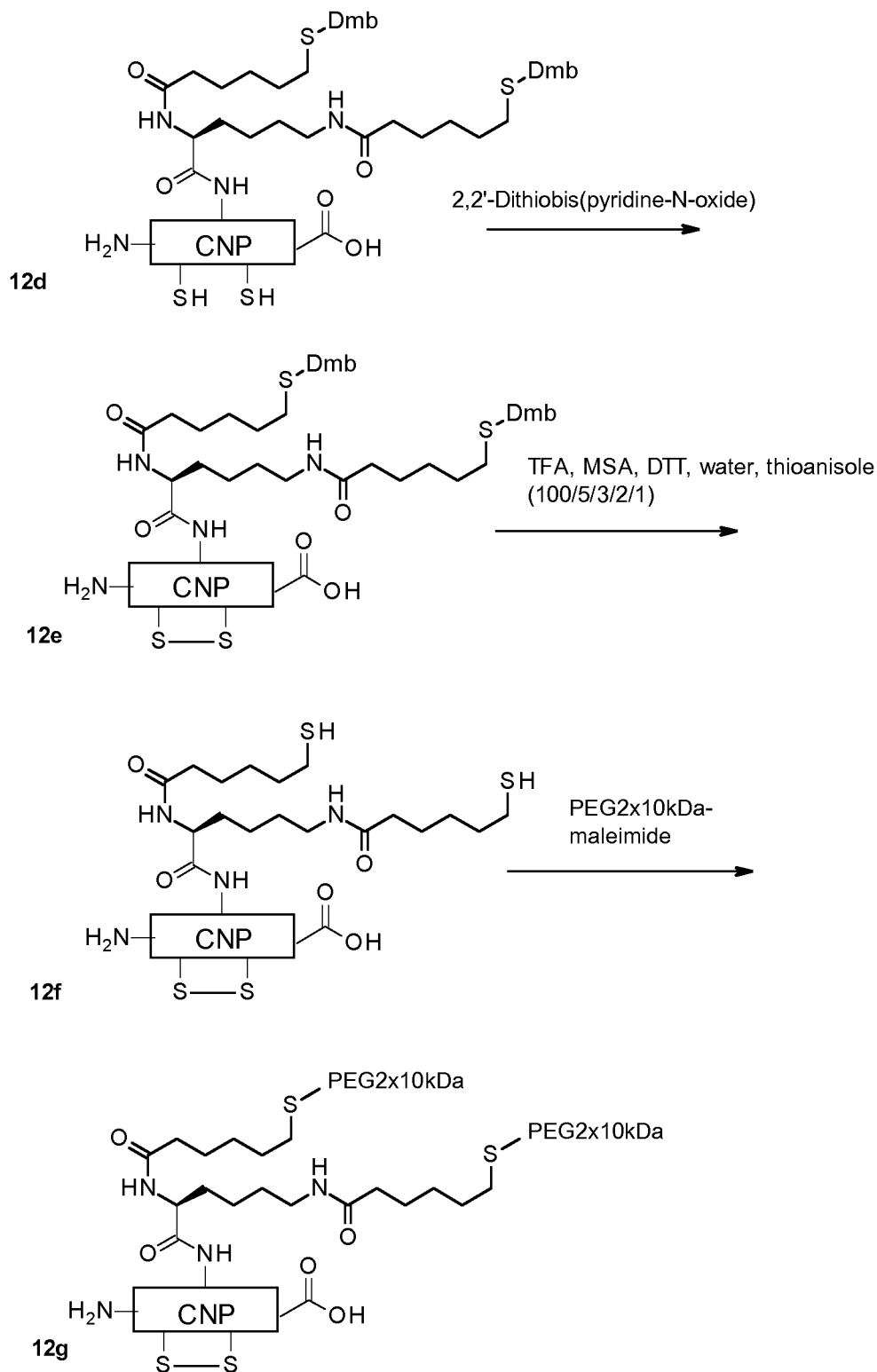
12a



12c



12d



To a solution of Fmoc-Lys(Fmoc)-OH (365 mg, 0.62 mmol) and PyBOP (322 mg, 0.62
 5 mmol) in DMF (4.6 mL) was added DIEA (0.11 mL, 0.62 mmol). The mixture was drawn
 onto resin **10a** (2.0 g, 0.21 mmol). The suspension was shaken for 2 h at rt. The resin was
 washed 10 x with DMF (7 mL). Cleavage of the Fmoc protecting groups in **12a** was carried
 out with a solution of HOBT (1.35 g, 9.99 mmol), piperazine (6.00 g, 69.66 mmol) in DMF

(94 mL). Therefore, the resin was incubated 5 x with the cleavage mixture for 15 min at rt each time, affording resin **12b**. Then the resin was washed 7 x with DMF (7 mL).

To a solution of **7** (283 mg, 1.06 mmol) and PyBOP (552 mg, 1.06 mmol) in DMF (6.5 mL),
5 DIEA (185 μ L, 1.06 mmol) was added and the mixture was drawn onto resin **12b** (2.07 g, 0.10 mmol/g, 0.21 mmol). The mixture was shaken for 2 h at rt. Then, the resin was washed 10 x each with DMF (7 mL) and CH₂Cl₂ (7 mL) and dried *in vacuo*.

Cleavage of the peptide from resin and removal of protecting groups was achieved by
10 treatment of the resin with 15 mL pre-cooled (-18 °C) cleavage cocktail 68.5/10/10/5/3.5/1 (v/w/v/v/v/v) TFA/DTT/thioanisole/phenol/water/TIPS. The mixture was allowed to warm to rt and was agitated for 2.5 h. The resin was filtered off and crude **12d** was precipitated in pre-cooled diethyl ether (-18 °C) and purified by RP-HPLC. The combined HPLC fractions were used directly in the next step.

15 MS: m/z 1172.37 = [M+4H]⁴⁺, (calculated monoisotopic mass for [M+4H]⁴⁺ = 1172.37).

To the combined HPLC product fractions of **12d** (390 mL) 58.5 mL of 0.5 M citric acid buffer (pH = 5.00) and 8.9 mL of a 10 mM 2,2'-dithiobis(pyridine-N-oxide) solution in 1/1
20 (v/v) acetonitrile/water were added. The mixture was stirred for 10 min at rt then diluted with 400 mL of water containing 0.1 % TFA (v/v). **12e** was purified by RP-HPLC.

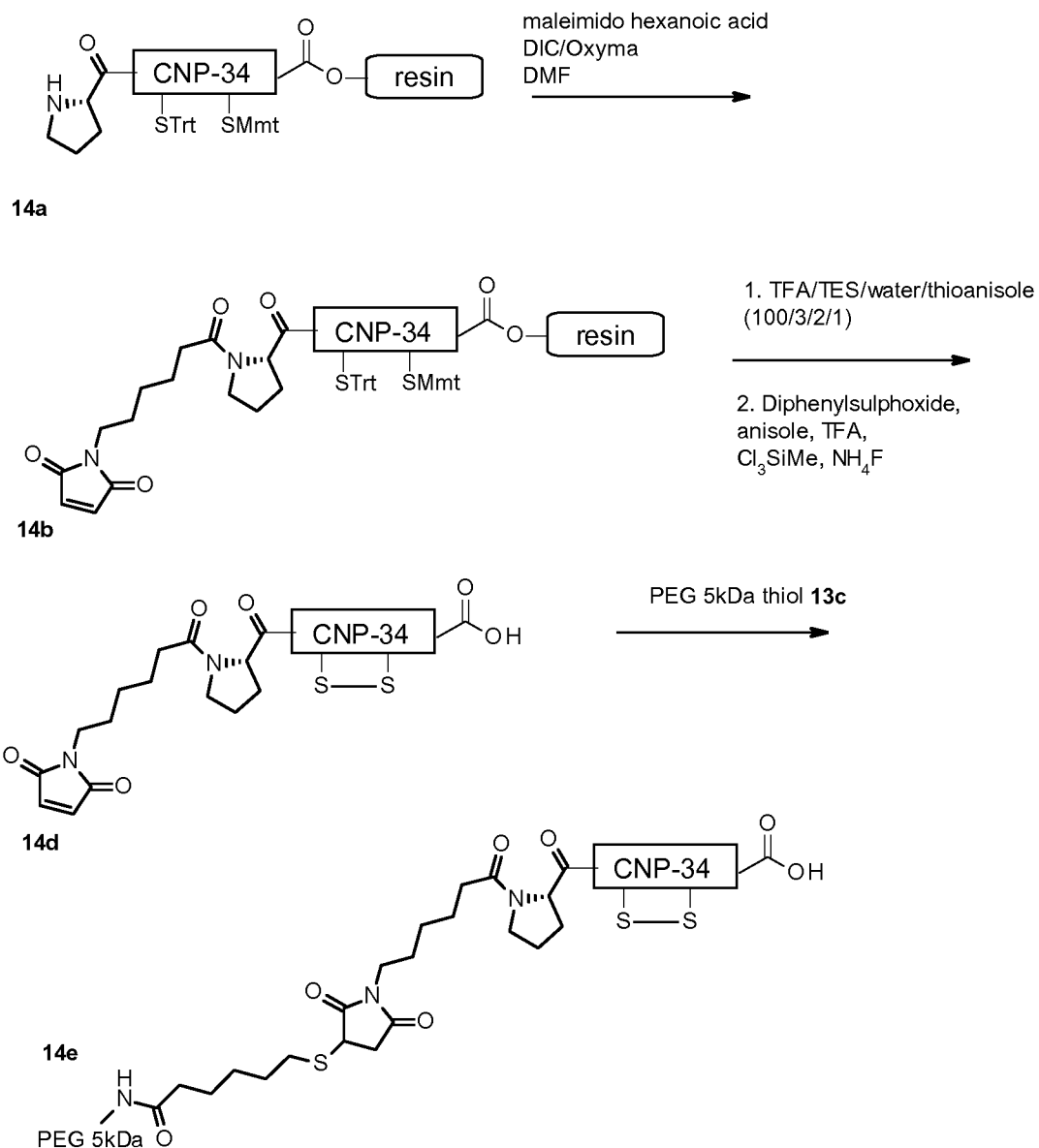
Yield: 100 mg (17.5 μ mol, 8 % over 6 steps) CNP-38-linker-Dmb * 9 TFA

MS: m/z 1171.87 = [M+4H]⁴⁺, (calculated monoisotopic mass for [M+4H]⁴⁺ = 1171.86).

25 Cleavage of the Dmb protecting group was achieved by adding 65 mL pre-cooled (-18 °C) cleavage cocktail 100/5/3/2/1 (v/v/w/v/v) TFA/MSA/DTT/water/thioanisole to **12e** (100 mg, 17.5 μ mol) and stirring for 3.5 h at 0 °C. Crude **12f** was precipitated in pre-cooled (-18 °C) diethyl ether. The precipitate was dissolved in water containing 0.1 % TFA (v/v) and
30 incubated for 2 h at rt in order to hydrolyze any TFA esters. **12f** was purified by RP-HPLC.

Yield: 43.4 mg (7.92 μ mol, 45 %) CNP-38-linker-thiol * 9TFA

MS: m/z 1112.83 = [M+4H]⁴⁺, (calculated monoisotopic mass for [M+4H]⁴⁺ = 1112.82).



Side chain protected CNP-34 on TCP tentagel resin having free N-terminus **14a** (0.78 g, 70 μ mol) was pre-swollen in DMF for 30 min. A solution of maleimido hexanoic acid (85.3 mg, 0.40 mmol), DIC (50.9 mg, 0.40 mmol) and Oxyma (57.4 mL, 0.40 mmol) in DMF (6 mL) was drawn onto the resin and the mixture was shaken for 30 min at rt. The coupling then was repeated once with freshly prepared coupling solution. The resin was washed 10 x each with DMF and CH₂Cl₂ and dried *in vacuo* affording **14b**.

10 Cleavage of the peptide from resin and removal of protecting groups was achieved by treatment of the resin with 6 mL cleavage cocktail 100/3/2/1 (v/v/v/v) TFA/TES/water/thioanisole for 1.5 h at rt. The crude peptide was precipitated in pre-cooled (-18 °C) diethyl ether.

MS: m/z 937.77 = [M+4H]⁴⁺, (calculated monoisotopic mass for [M+4H]⁴⁺ = 937.74).

The precipitate was dissolved in 15 mL TFA. A solution of diphenylsulfoxide (68.06 mg, 0.34 mmol) and anisole (0.18 mL, 1.68 mmol) in 5 mL TFA was added. Trichloromethylsilane (0.47 mL, 4.17 mmol) was added and the mixture was stirred for 15 min at rt. Ammonium fluoride (0.38 g, 10.3 mmol) was added and the solution was agitated for a further 2 min. The crude material was precipitated in pre-cooled (-18 °C) diethyl ether and purified by RP-HPLC affording **14d**.

Yield: 8.30 mg (1.78 μmol, 82 % purity, 1.4 % over 3 steps) CNP-34-Malhx * 8 TFA

MS: m/z 937.26 = [M+4H]⁴⁺, (calculated monoisotopic mass for [M+4H]⁴⁺ = 937.23).

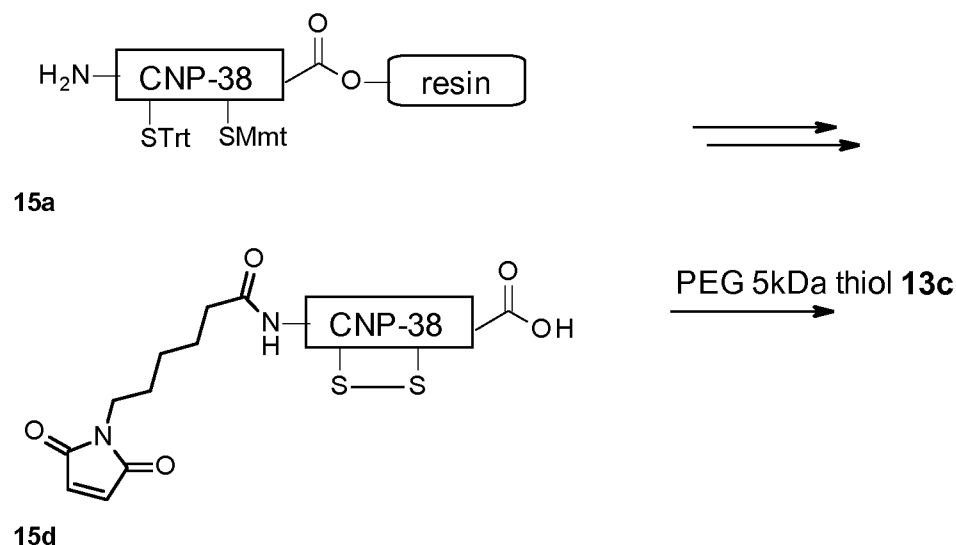
To a solution of **14d** (7.34 mg, 1.57 μmol) in 200 μL 1/1 (v/v) acetonitrile/water containing 0.1 % TFA (v/v) was added a solution of **13c** (20 mg, 3.90 μmol) in 200 μL water containing 0.1 % TFA (v/v), followed by 200 μL 0.5 M acetate buffer (pH = 5.00). The mixture was incubated at rt for 30 min. Conjugate **14e** was purified by RP-HPLC.

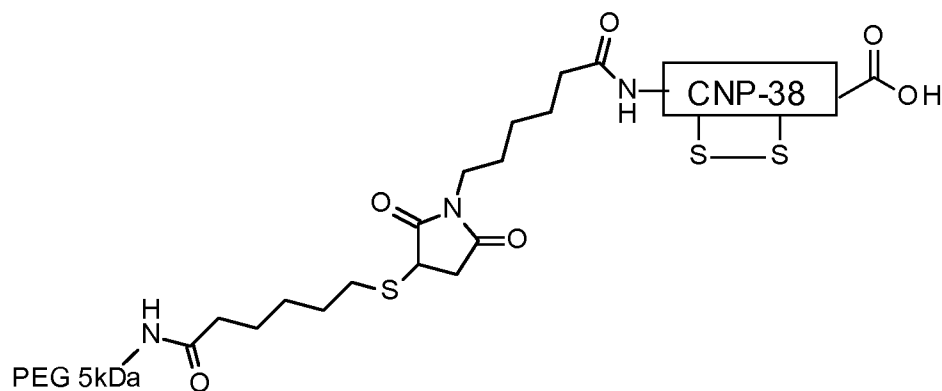
Yield: 9.92 mg (1.01 μmol, 57 %) conjugate **14e** * 8 TFA

Example 15

Synthesis of permanent N-terminal CNP-38 PEG 5kDa conjugate **15e**

Conjugate **15e** was synthesized according to the following scheme:



**15e**

Compound **15d** was synthesized as described for **14d**, except that side chain protected CNP-38 on TCP tentagel resin having free N-terminus **15a** (1.34 g, 0.12 mmol) was used as starting material.

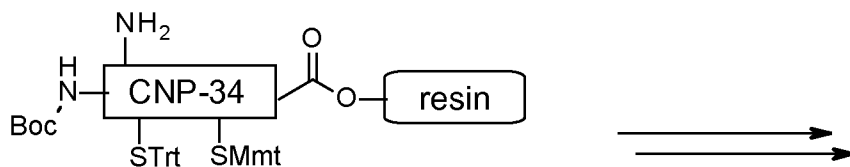
- 5 Yield: 15.6 mg (2.94 μmol , 6.6 %) CNP-38-Malhx * 9 TFA
 MS: m/z 1064.05 = $[\text{M}+4\text{H}]^{4+}$, (calculated monoisotopic mass for $[\text{M}+4\text{H}]^{4+}$ = 1064.04).

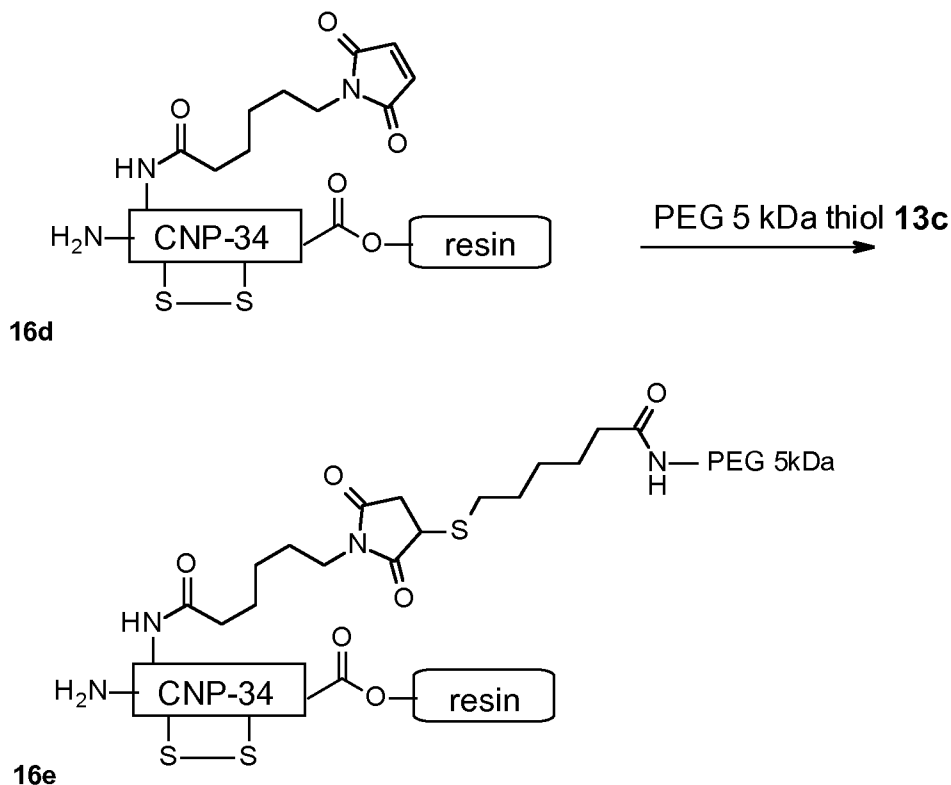
10 Conjugate **15e** was synthesized as described for **14e**, except that **15d** (8.34 g, 1.58 mmol) was used as starting material.

Yield: 9.47 mg (0.91 μmol , 31 %) conjugate **15e** * 9 TFA

Example 16**Synthesis of permanent Lys12 CNP-34 PEG 5 kDa conjugate 16e**

15 Conjugate **16e** was synthesized according to the following scheme:

**16a**



1.00 g (0.10 mmol) of side chain protected CNP-34 on TCP tentagel resin having Boc protected N-terminus and ivDde protected side chain of Lys12 was ivDde deprotected according to the procedure given in Materials and Methods to obtain **16a**.

- 5 Compound **16d** was synthesized as described for **14d**, except that resin **16a** (1.00 g, 0.10 mmol) was used as starting material.

Yield: 17.0 mg (3.65 μmol , 3.7 %) CNP-34-Lys12-Malhx * 8 TFA

MS: m/z 937.25 = $[M+4H]^{4+}$, (calculated monoisotopic mass for $[M+4H]^{4+}$ = 937.23).

10

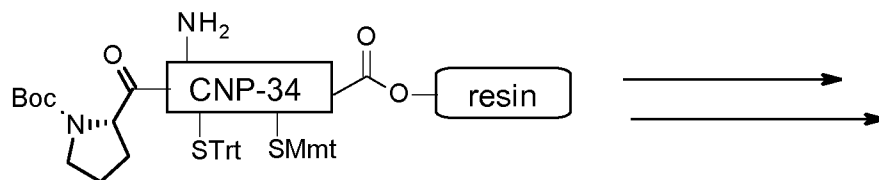
Conjugate **16e** was synthesized as described for **14e**, except that **16d** (17 mg, 3.65 μmol) was used as starting material.

Yield: 12.2 mg (1.25 μmol , 34 %) conjugate **16e** * 8 TFA

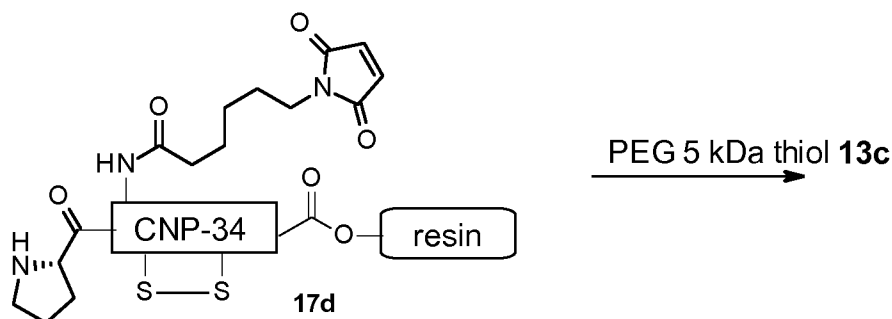
15 Example 17

Synthesis of permanent Lys16 CNP-34 PEG 5 kDa conjugate 17e

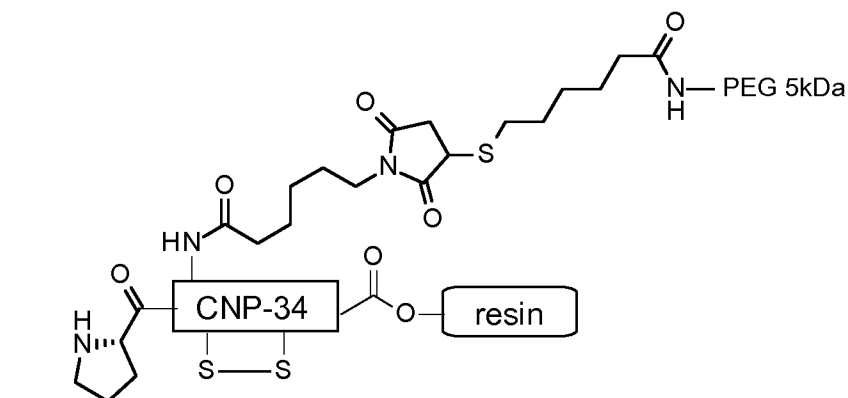
Conjugate **17e** was synthesized according to the following scheme:



17a



17d



17e

- 5 0.78 g (0.07 mmol) of side chain protected CNP- 34 on TCP tentagel resin having Boc protected N-terminus and ivDde protected side chain of Lys16 was ivDde deprotected according to the procedure given in Materials and Methods to obtain **17a**.

Compound **17d** was synthesized as described for **14d**, except that resin **17a** (0.78 g, 0.13 mmol) was used as starting material.

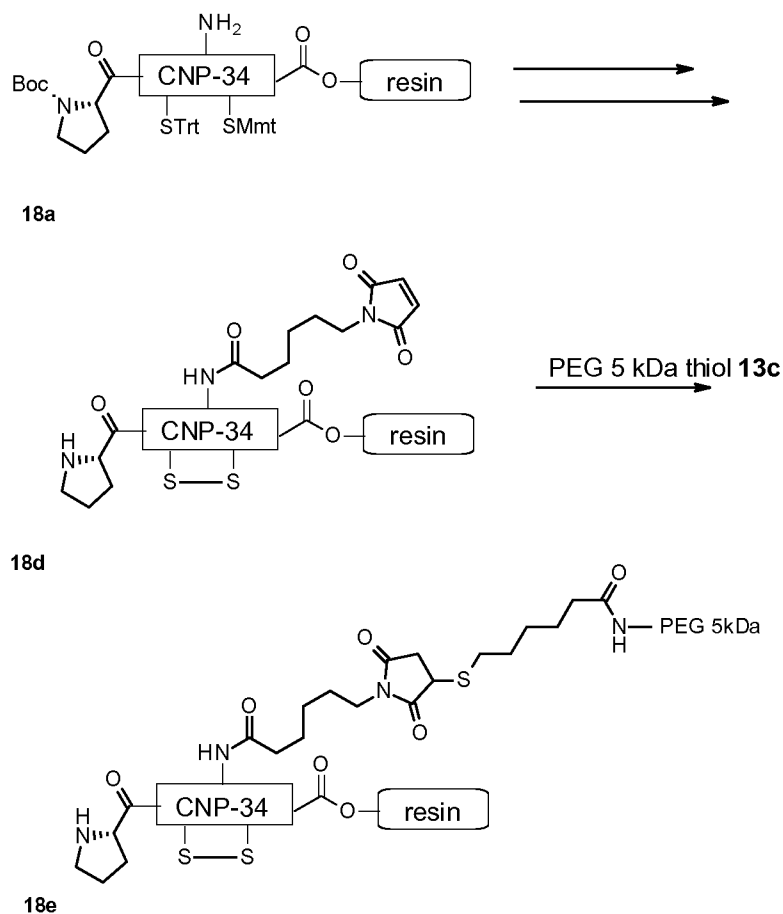
- 10 Yield: 5.39 mg (1.16 μmol , 1.7 %) CNP-34-Lys16-Malhx * 8 TFA
 MS: m/z 937.26 = $[\text{M}+4\text{H}]^{4+}$, (calculated monoisotopic mass for $[\text{M}+4\text{H}]^{4+}$ = 937.23).

- 15 Conjugate **17e** was synthesized as described for **14e**, except that **17d** (5.39 mg, 1.16 μmol) was used as starting material.

Yield: 10.7 mg (1.09 μmol , 94 %) conjugate **17e** * 8 TFA

Example 18**Synthesis of permanent Lys22 CNP-34 PEG 5 kDa conjugate 18e**

Conjugate **18e** was synthesized according to the following scheme:



- 5 1.07 g (0.11 mmol) of side chain protected CNP- 34 on TCP tentagel resin having Boc protected N-terminus and ivDde protected side chain of Lys22 was ivDde deprotected according to the procedure given in Materials and Methods to obtain **18a**.

10 Compound **18d** was synthesized as described for **14d**, except that resin **18a** (1.07 g, 0.11 mmol) was used as starting material.

Yield: 5.20 mg (1.12 μmol , 1.0 %) CNP-34-Lys22-Malhx * 8 TFA

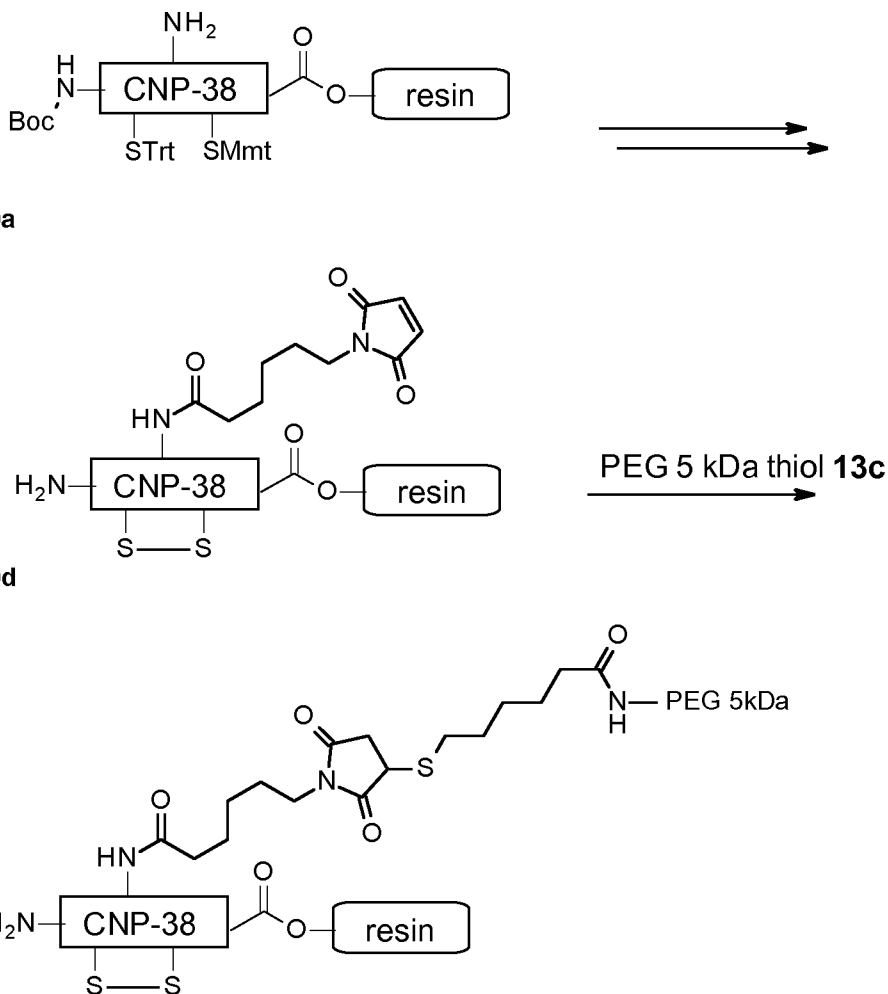
MS: m/z 937.26 = $[\text{M}+4\text{H}]^{4+}$, (calculated monoisotopic mass for $[\text{M}+4\text{H}]^{4+}$ = 937.23).

15 Conjugate **18e** was synthesized as described for **14e**, except that **18d** (5.2 mg, 1.12 μmol) was used as starting material.

Yield: 4.20 mg (0.43 μmol , 38 %) conjugate **18e** * 8 TFA

Example 19**Synthesis of permanent Lys26 CNP-38 PEG 5 kDa conjugate 19e**

Conjugate **19e** was synthesized according to the following scheme:



(0.865 g, 0.10 mmol) of side chain protected CNP-38 on TCP tentagel resin having Boc protected N-terminus and ivDde protected side chain of Lys26 was ivDde deprotected according to the procedure given in Materials and Methods to obtain **19a**.

Compound **19d** was synthesized as described for **14d**, except that resin **19a** (0.865 g, 0.10 mmol) was used as starting material.

Yield: 10.3 mg (1.95 μmol , 2.0 %) CNP-38-Lys26-Malhx * 9 TFA

MS: m/z 1064.05 = $[\text{M}+4\text{H}]^{4+}$, (calculated monoisotopic mass for $[\text{M}+4\text{H}]^{4+}$ = 1064.04).

Conjugate **19e** was synthesized as described for **14e**, except that **19d** (4.70 mg, 1.10 μmol) was used as starting material.

Yield: 3.20 mg (0.31 μmol , 28 %) conjugate **19e** * 9 TFA

Example 20**Release kinetics in vitro**

CNP conjugates **10f** and **11i** were dissolved in a PBS buffer containing 3 mM EDTA and 10 mM methionine, pH 7.4 at a concentration of approximately 1 mg conjugate/mL. The solutions were filtered sterile and were incubated at 37 °C. At time points aliquots were withdrawn and analysed by RP-HPLC and ESI-MS. UV-signals correlating to liberated CNP were integrated and plotted against incubation time.

Curve-fitting software was applied to estimate the corresponding half-time of release.

Results:

For conjugate **10f** a release half life time of 8.5 d (\pm 1 d) was obtained.

For conjugate **11i** a release half life time of 9.5 d (\pm 1.5 d) was obtained.

15

Example 21**Digest of CNP variants by Neutral Endopeptidase *In Vitro***

In order to determine the *in vitro* stability of various CNP variants including different peptide chain lengths and PEGylations using different PEGylation sites and PEG molecules in the presence of Neutral Endopeptidase (NEP), a NEP digest assay was established. This assay monitored the decrease of the non-digested CNP variant (normalized with the internal standard PFP) over time in reference to the t_0 -time point.

In detail, recombinant human NEP (2.5 μ g/mL final concentration) and the standard pentafluorophenol (PFP; 40 μ g/mL final concentration) were added to the CNP variant (100 μ g CNP equivalents/mL) in digest buffer (50 mM Tris-HCl, pH 7.4, 10 mM NaCl). The solution was incubated at 37 °C and 500 rpm for up to 4 days. Samples were taken at different time intervals. The reaction was stopped by a combined reduction and heat denaturation adding TCEP (tris(2-carboxyethyl)phosphine; 25 mM final concentration) and incubating the mixture at 95 °C, 500 rpm for 5 minutes. The resulting reaction products were assigned using HPLC-MS. The half life of each CNP variant was calculated via the ratio change in the HPLC-UV peak areas of CNP and PFP over time. To compensate for variations in the

30

protease activity, a CNP-38 or CNP-34 digest was carried out in every batch measurement as reference.

5 Table 1 lists the half-lives, based on the *in vitro* NEP cleavage assay, of various CNP variants of different lengths and having various PEG molecules attached to different side chains.

Compound	CNP-variant	PEGylation	half life norm. [h]
CNP-22 ¹	CNP-22	-	0.32
CNP-34 ¹	CNP-34	-	4.15
14e ¹	CNP-34	5 kDa PEG, N-Terminus	Almost no proteolysis after 4 days.
17e ¹	CNP 34	5 kDa PEG, Lys16	54.23
18e ¹	CNP-34	5 kDa PEG, Lys22	38.87
16e ¹	CNP-34	5 kDa PEG, Lys12	No evaluation possible.
CNP-38 ²	CNP-38	-	12.10
19e ²	CNP-38	5 kDa PEG, Lys26	62.76
15e ²	CNP-38	5 kDa PEG, N-Terminus	Almost no proteolysis after 4 days.
12g ²	CNP-38	4x10 kDa PEG, -Lys26	Almost no proteolysis after 4 days.

- 10 1) Due to variations in NEP catalytic activity between experiments, a mean was formed of all CNP-34 half life measurements (4.15h) and the CNP-34 conjugates' half life measurements were normalized to this mean using a coefficient to calculate the adjusted $t_{1/2}$.
- 2) Due to variations in NEP catalytic activity between experiments, a mean was formed of all CNP-38 half life measurements (12.10h) and the CNP-38 conjugates' half life measurements were normalized to this mean using a coefficient to calculate the adjusted $t_{1/2}$.

15

The rank order of resistance towards NEP is as follows: The longer CNP-variant (CNP-38) is more stable than the shorter CNP variant (CNP-34), which in turn is more stable than the shorter CNP-22. The order of the PEG-attachment sites is as follows: N-terminal > next-to-ring > ring. Therefore, an N-terminal PEG-attachment confers the highest stability towards

the proteolytic digest with NEP for the tested conjugates. The stability of CNP-38 PEGylated at Lys26 can be increased with increasing PEG size.

Example 22

5 Functional cGMP stimulation in NIH-3T3 cells with CNP variants

Functional activity of CNP variants were determined in a cell-based assay with NIH-3T3 cells (Murine Embryo Fibroblast cell line). These cells express endogenously the NPR-B receptor on the cell surface. Stimulation of the NPR-B receptor with CNP leads to intracellular production of the second messenger cGMP which is detected with a commercially available cGMP assay. NIH-3T3 cells were routinely cultured in DMEM F-12 medium with 5 % FBS and 5 mM glutamine at 37°C and 5 % CO₂. For each assay, 50,000 cells were resuspended in stimulation buffer (Dulbecco's PBS with IBMX) and incubated with the CNP variants in different concentrations. CNP (dilutions were made in PBS with 0.2 % BSA). After incubation of 30 min at 37°C and 5 % CO₂, the cells were lysed and cGMP levels were determined with a commercially available cGMP TR-FRET assay (Cisbio, cGMP kit, Cat. No. 62GM2PEB). PEGylated CNP variants were always characterized in comparison with the non-PEGylated version in the same experiment batch. If possible, evaluation of the residual activity was done via the relative EC₅₀-parameter of the resulting dose-response curve (restricted model with common slope).

20

Table 2: Residual NPR-B activity of PEGylated CNP variants in a cell-based assay as determined against the non-PEGylated CNP variant

Compound	CNP Variant	PEGylation	EC ₅₀ compound/EC ₅₀ CNP-38
15e	CNP-38	5 kDa PEG, N-Terminus	>5
19e	CNP-38	5 kDa PEG, Lys26	>100
12g	CNP-38	4x10 kDa PEG, Lys26	>>100
11i	CNP-38	4x10 kDa PEG, Lys26	>>100
10f	CNP-38	2x20 kDa PEG, Lys26	>>100

Comparing the tested PEG attachment sites, the attachment at the Lys26 (ring-lysine) showed the highest functional activity reduction, whereas the N-terminal attachment showed relatively high residual functional activity values. Increasing the PEG size resulted in a better shielding of the CNP molecule and a lower residual functional activity.

25

Example 23**Growth study in FVB mice after 5 weeks treatment with CNP-38 by daily subcutaneous bolus injection or by continuous subcutaneous infusion**

5 This study was performed in order to test the effect of daily subcutaneous bolus injection vs. continuous subcutaneous infusion of CNP-38 on animal growth. 21- to 22-days-old wild-type FVB male mice (n = 9/group) were given 50 nmol/kg/d CNP-38 or vehicle (30 mM acetate pH 4 containing 5 % sucrose and 1 % benzylic alcohol) either by daily subcutaneous bolus injection or by continuous subcutaneous infusion in the scapular region over 35 days.

10 Continuous infusion was applied by Alzet osmotic pumps model 1002 for week 1-2, followed by model 1004 for week 3-5. CNP-38 concentrations in the pumps were adjusted for the mean animal weight at study day 7 (pump model 1002) or study day 25 (pump model 1004). Growth was determined at d 35 by total body length measurement and X-ray measurements of the right femur and tibia.

15

Results of animals treated by daily subcutaneous bolus injection: At d 35, total body length of CNP-38 treated animals was 110.2 %, right femur length was 105.6 % and right tibia length was 104.0 % compared to vehicle treated animals.

20 Results of animals treated by continuous subcutaneous infusion: At d 35, total body length of CNP-38 treated animals was 121.7 %, right femur length was 107.5 % and right tibia length was 112.2 % compared to vehicle treated animals.

It was concluded that continuous subcutaneous infusion or related slow release formulations of CNP-38 (e.g. a slow releasing CNP-38 prodrug) are at least as effective as daily subcutaneous bolus injection in eliciting growth in the appendicular and axial skeleton.

25

Example 24**Pharmacokinetic study of permanent Lys26 CNP-38 PEG4x10 kDa conjugate 12g in cynomolgus monkeys**

30

This study was performed in order to show the suitability of **12g** as a model compound for a slow release CNP-38 prodrug in cynomolgus monkeys. Male cynomolgus monkeys (2-4 years old, 3.5-4.1 kg) received either a single intravenous (n = 3 animals) or a single subcutaneous (n = 2 animals) administration of **12g** at a dose of 0.146 mg CNP-38 eq/kg. Blood samples

were collected up to 168 h post dose, and plasma was generated. Plasma total CNP-38 concentrations were determined by quantification of the N-terminal signature peptide (sequence: LQEHPNAR) and C-terminal signature peptide (sequence: IGSMSGLGC) after tryptic digestion as described in Materials and Methods.

5

Results: Dose administrations were well tolerated with no visible signs of discomfort during administration and following administration. No dose site reactions were observed any time throughout the study. After intravenous injection the CNP-38 t_{\max} was observed at 15 min (earliest time point analyzed), followed by a slow decay in CNP-38 content with a half life time of approx. 24 h. After subcutaneous injection the CNP-38 concentration peaked at a t_{\max} of 48 h. At 168 h the CNP-38 concentration was still as high as ca. 50 % of c_{\max} . The bioavailability was ca. 50 %.

10

Similar PK curves were obtained for the N- and the C-terminal signature peptide up to 168 h post dose, indicating the presence of intact CNP-38 in the conjugate.

15

The favourable long lasting PK over several days and the stability of CNP-38 in the conjugate indicates the suitability of the permanent model compound Lys26 CNP-38 PEG 4x10 kDa conjugate **12g** as a slow releasing CNP-38 prodrug after subcutaneous injection. It can be concluded that similar conjugates having a transiently Lys26 linked CNP-38 (like e.g. **11i**) are suitable CNP-38 prodrugs providing long lasting levels of released bioactive CNP-38 over several days.

20

Example 25

25 Pharmacokinetic study of transient conjugates **10f** and **11i** in cynomolgus monkeys

This study was performed in order to show the suitability of **10f** and **11i** as slow release CNP-38 prodrugs in cynomolgus monkeys. Male cynomolgus monkeys (2-4 years old, 3-5 kg) received either a single subcutaneous administration (n = 3 animals) of compound **10f** or a single subcutaneous (n = 3 animals) administration of **11i** at a dose of 0.146 mg CNP-38 eq/kg. Blood samples were collected up to 168 h post dose, and plasma was generated. Plasma levels of total CNP-38 content were analyzed as described in example 24. In order to analyze the plasma content of free CNP-38, the blood samples were acidified after withdrawal by adding 20 vol% of 0.5 M sodium citrate buffer pH 4 to stop further CNP-38 release from the conjugate. Free CNP-38 levels in plasma can e.g. be determined by ELISA using a CNP

30

antibody that binds to the ring region of CNP, as described in the literature (US patent 8,377,884 B2), or by LC-MS/MS.

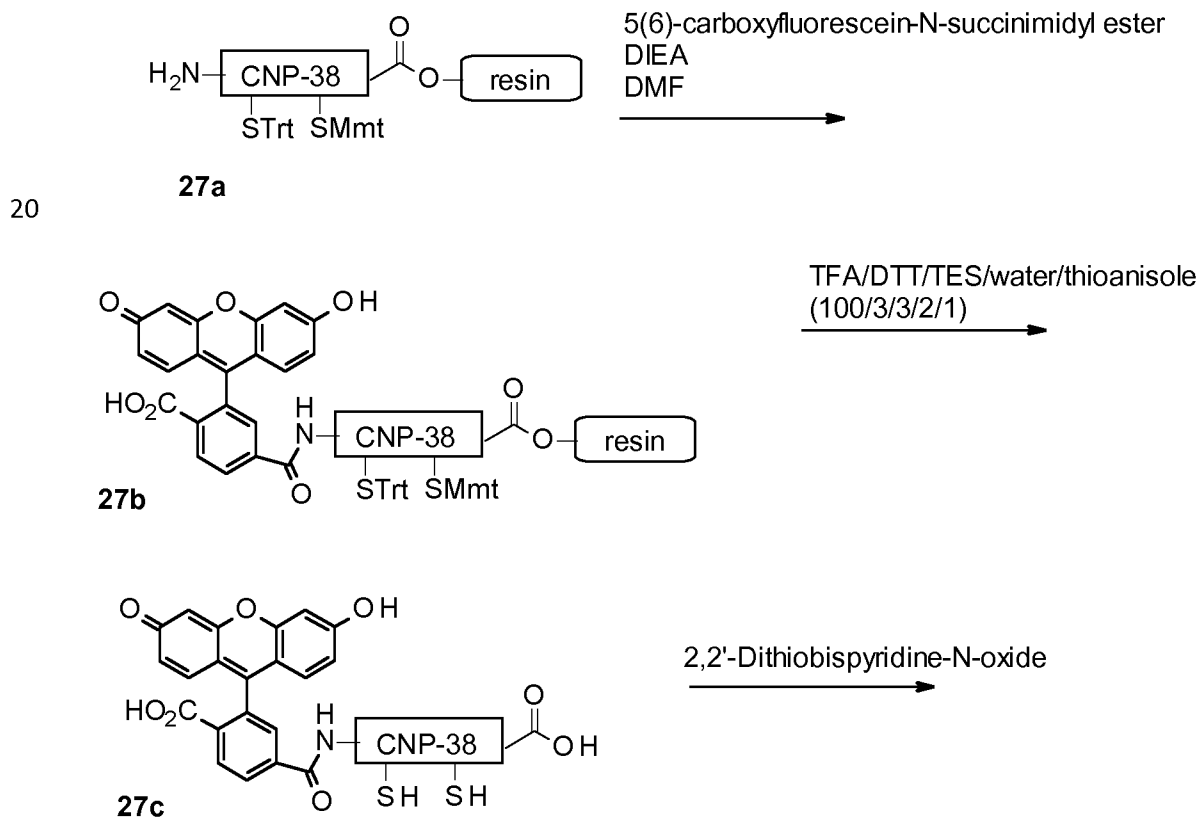
Results: Dose administrations were well tolerated with no visible signs of discomfort during administration and following administration. No dose site reactions were observed any time throughout the study. After dose administration the total CNP-38 t_{max} was observed at 12 h for compound **10f** and 24 h for compound **11i**. Total CNP-38 plasma levels were below LOQ (100 ng/mL, C-terminal peptide) after 120 h for compound **10f**, while the plasma level was still as high as ca. 30 % of c_{max} . for compound **11i** after 168 h (C-terminal peptide). For compound **11i** similar terminal half life of 3-4 d was found for the C-terminal and the N-terminal peptide, indicating the presence of intact CNP-38 in the conjugate.

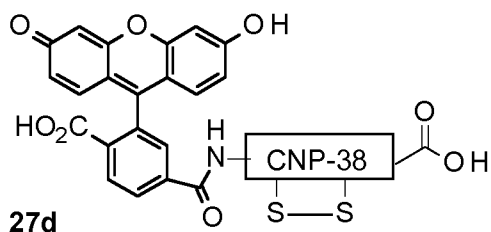
Conclusion: The favourable long lasting PK over several days and the stability of CNP-38 in the conjugate **11i** indicates its suitability as CNP-38 prodrug for providing long lasting levels of released bioactive CNP-38 over several days.

Example 27

Synthesis of fluorescein labelled CNP-38 **27d** and NPR-C affinity assay

Compound **27d** was synthesized according to the following scheme:





Side chain protected CNP-38 on TCP tentagel resin having free N-terminus **27a** (0.50 g, 35.4 μmol) was pre-swollen in DMF for 30 min. A solution of 5(6)-carboxyfluorescein-N-succinimidyl ester (41.9 mg, 88.5 μmol) and DIEA (30.9 μL , 177 μmol) in DMF (1.6 mL) was drawn onto the resin and the mixture was shaken over night at rt. The resin was washed 10 x each with DMF and CH_2Cl_2 and dried *in vacuo* affording **27b**.

Cleavage of the peptide from resin and removal of protecting groups was achieved by treatment of the resin with 7 mL cleavage cocktail 100/3/3/2/1 (v/w/v/v/v) TFA/DTT/TES/water/thioanisole for 1 h at rt. The resin was filtered off and crude **27c** was precipitated in pre-cooled ($-18\text{ }^\circ\text{C}$) diethyl ether and purified by RP-HPLC affording **27c**. The combined HPLC fractions were used directly in the next step.

MS: m/z 1105.80 = $[\text{M}+4\text{H}]^{4+}$, (calculated monoisotopic mass for $[\text{M}+4\text{H}]^{4+}$ = 1105.81).

To the combined HPLC product fractions of **27c** (115 mL), 30 mL of 0.5 M citric acid buffer (pH = 5.00) and 8 mL of a 10 mM 2,2'-dithiobis(pyridine-N-oxide) solution in 1/1 (v/v) acetonitrile/water were added. The mixture was stirred for 60 min at rt and then diluted with 350 mL of water containing 0.1 % TFA (v/v). **27d** was purified by RP-HPLC.

Yield: 16.1 mg (2.90 μmol , 8.2 % over 3 steps) labelled CNP-38 * 10 TFA

MS: m/z 1105.30 = $[\text{M}+4\text{H}]^{4+}$, (calculated monoisotopic mass for $[\text{M}+4\text{H}]^{4+}$ = 1105.30).

For the NPR-C affinity assay, a NPR-C expressing Hek293 cell line was developed. The coding region of the NPR-C sequence (BC131540) was cloned into a lentiviral vector under CMV promoter for constitutive receptor expression. A bicistronic element located on the vector for puromycin resistance was used as eukaryotic selection marker. After transduction, stably growing cell pools were subjected to qRT-PCR for confirmation of receptor mRNA-expression compared to parental Hek293 cells. An NPR-C-expressing cell pool was expanded and frozen as master cell bank for CNP sample testing.

- For the assay, growing cells were trypsinized from the cell flask bottom, counted, and seeded in a 96-well plate (1.5×10^5 /well) and centrifuged. Supernatants were discarded. CNP standard and sample were serially diluted over 9 steps in PBS 0.2% BSA and transferred to the micro plate in duplicates and mixed with cells. After 30 min incubation at room temperature, fluorescein-labelled CNP **27d** was added to each well with a constant concentration and cells were incubated for additional 45 min at room temperature. Subsequently, cells were analyzed by flow cytometry using mean fluorescence intensity of the FITC channel (FL1, Beckman Coulter FC500MPL) as read out.
- Standard curve and sample curve were generated in an analysis software (PLA 2.0) using a 4PL fit for potency and/or IC₅₀ calculation.

Table 3: Residual NPR-C affinity of PEGylated CNP-38 variants in a cell-based assay versus CNP-38

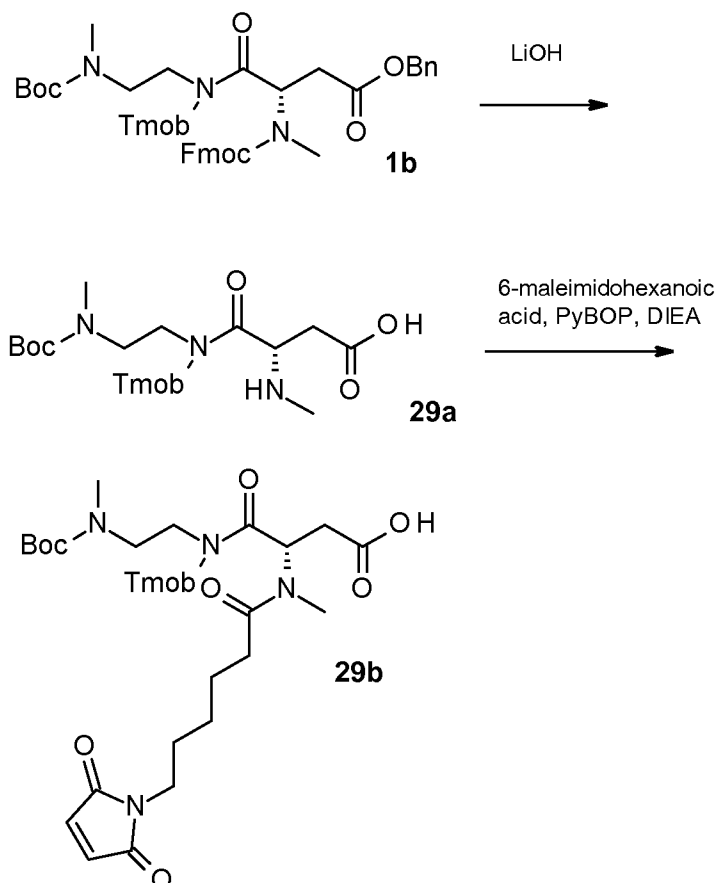
Compound	PEGylation	IC ₅₀ of PEGylated CNP-38 / IC ₅₀ CNP-38
15e	5 kDa PEG, N-Terminus	0.53
19e	5 kDa PEG, Lys26	1.1
10f	2x20 kDa PEG, Lys26 (reversible conjugate, first carrier branching point close to CNP moiety)	12
12g	4x10 kDa PEG, Lys26 (permanent conjugate, first carrier branching point close to the CNP moiety)	143
11i	4x10 kDa PEG, Lys26 (reversible conjugate, first carrier branching point close to the CNP moiety)	91
31d	4-arm PEG 40 kDa, Lys26 (reversible conjugate, first carrier branching point not close to the CNP moiety)	1.7

15

Example 29

Synthesis of Asn-linker reagent **29b**

Asn-linker reagent **29b** was synthesized according to the following scheme:



To a solution of **1b** (12.85 g, 16.14 mmol) in isopropanol (238 mL), H₂O (77.5 mL) and LiOH (2.32 g, 96.87 mmol) were added. The reaction mixture was stirred for 4 h at rt.

5 Afterwards, the reaction mixture was diluted with toluene (300 mL). The phases were separated and the organic phase was washed 3 x with 0.1 M HCl (200 mL). The phases were separated again. The aqueous phase was extracted 3 x with toluene (100 mL). The product was found in the acidic aqueous phase and the pH value of this phase was adjusted to pH 8.5 by the addition of 4 N NaOH. Then, the aqueous phase was extracted 3 x with CH₂Cl₂ (200

10 mL). The organic phase was washed with brine (50 mL), dried over Na₂SO₄ and filtrated. **29a** was isolated upon evaporation of the solvent and used in the next reaction without further purification.

Yield: 6.46 g (13.36 mmol, 83%)

MS: m/z 484.06 = [M+H]⁺, (calculated monoisotopic mass =483.26).

15

To a solution of 6-maleimidohexanoic acid (1.73 g, 8.19 mmol) in THF (70 mL), PyBOP (4.26 g, 8.19 mmol) and DIEA (3.89 mL, 22.33 mmol) were added. Then, the reaction mixture was stirred for 2 h at rt. Afterwards, **29a** (3.60 g, 7.44 mmol) was dissolved in THF (10 mL) and added to the reaction mixture. The reaction was stirred at rt overnight. Then,

20 methyl-tert-butylether (300 mL) was added. The organic phase was washed 2 x with 0.1 M

HCl solution (200 mL). The combined aqueous phases were extracted 2 x with methyl-tert-butylether (200 mL). The combined organic phases were washed with brine (150 mL), dried over Na₂SO₄ and filtrated. The solvent was evaporated *in vacuo*. **29b** was purified using flash chromatography.

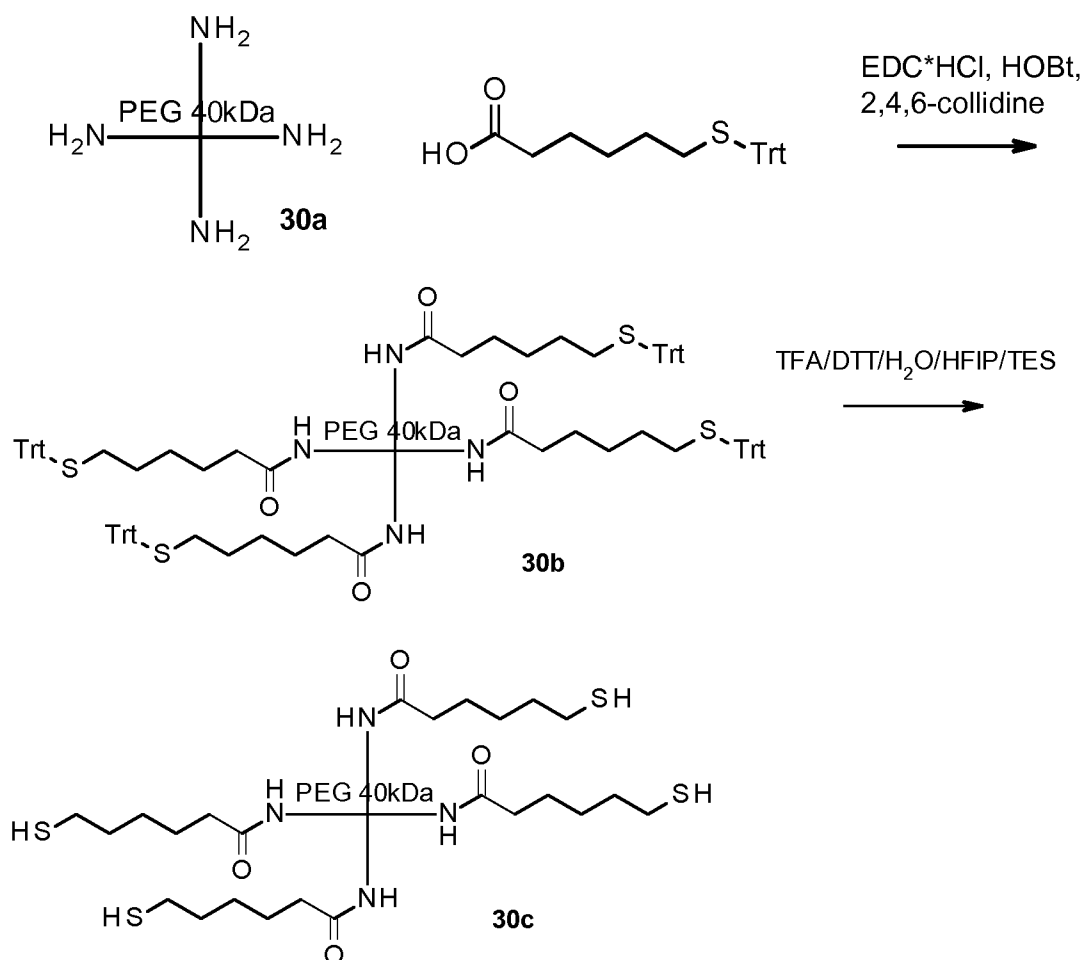
5 Yield: 3.34 g (4.94 mmol, 66%)

MS: m/z 677.34 = [M+H]⁺, (calculated monoisotopic mass = 676.33).

Example 30

Synthesis of 4-arm-thiol-PEG 40kDa **30c**

10 4-arm-thiol PEG **30c** was synthesized according to the following scheme:



15 To a solution of 6-tritylmercapto-hexanoic acid (111.72 mg, 286.02 μmol), HOBt (43.81 mg, 286.06 μmol) and EDC*HCl (54.84 mg, 286.06 μmol) in CH₂Cl₂ (5 mL) was added 2,4,6-collidine (251 μL, 1.91 mmol). Then, this solution was added to a solution of 4-arm amino PEG 40 kDa (NOF, Sunbright PTE-400PA, 1.30 g, 31.78 μmol) in CH₂Cl₂ (10 mL). The

reaction mixture was stirred over night at rt. Afterwards, the solvent was evaporated (water bath 30 °C). **30b** was purified by RP-HPLC.

Yield: 650.5 mg (48%).

- 5 Cleavage of the Trt protecting group was achieved by adding the cleavage cocktail (DTT 500 mg/TFA 500 μ L/water 500 μ L, TES 2.5 mL/HFIP 5.0 mL/ CH_2Cl_2 25.0 mL) to **30b** (500 mg, 11.79 μ mol) and incubating for 30 min at rt. **30c** was obtained after precipitation in pre-cooled (-18 °C) diethyl ether.

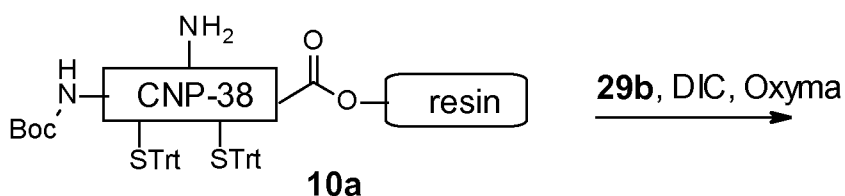
Yield: 401.3 mg (82%; 93.3% purity).

10

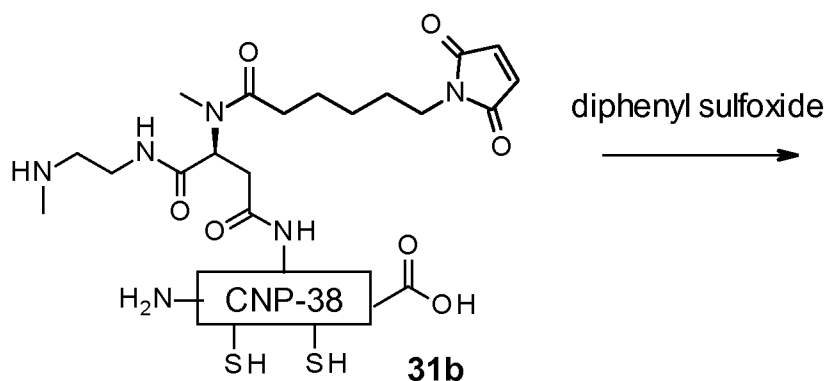
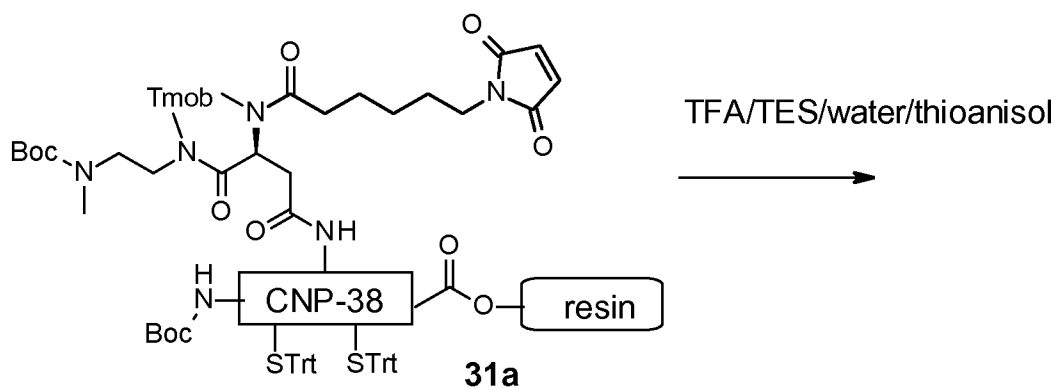
Example 31

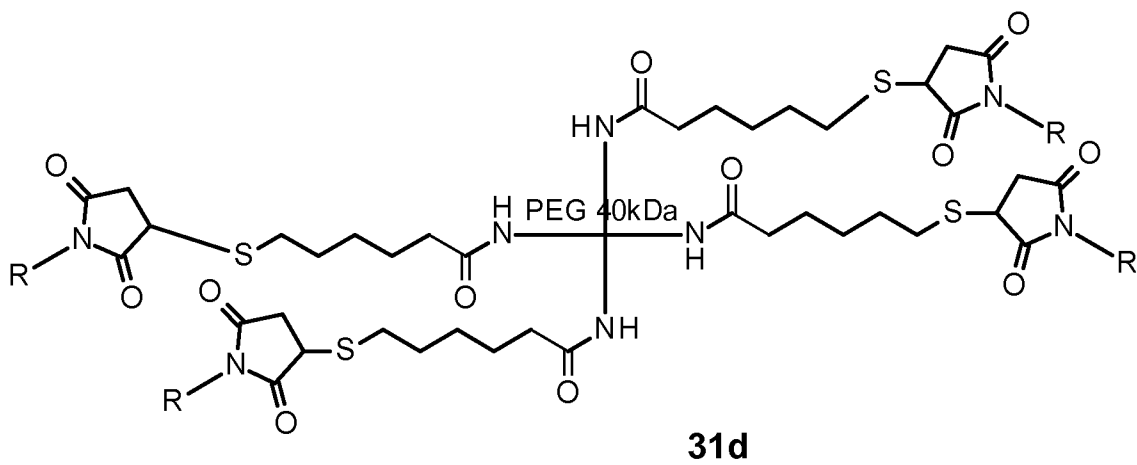
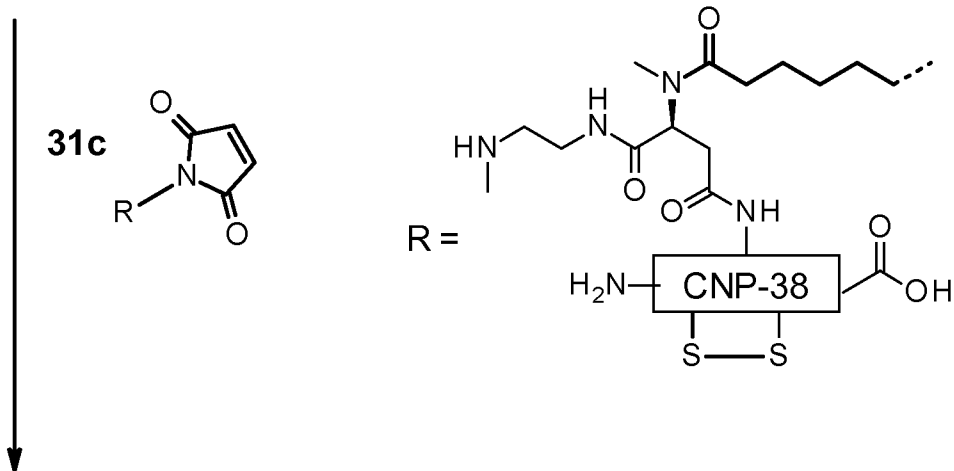
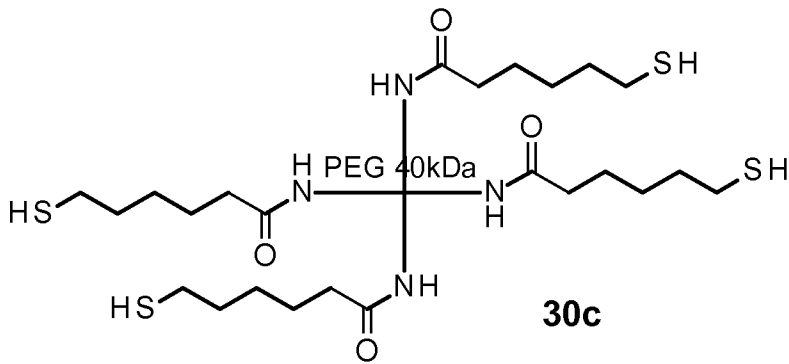
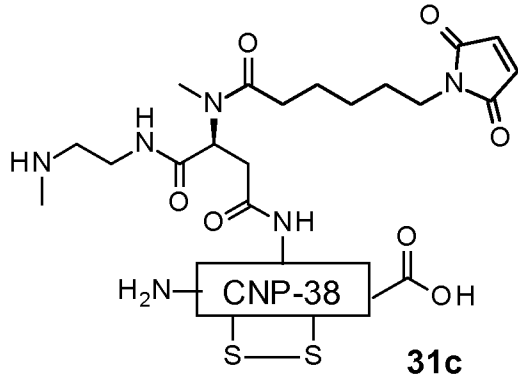
Synthesis of conjugate **31d**

Conjugate **31d** was synthesized according to the following scheme:



15





A solution of linker reagent **29b** (3.82 g, 5.64 mmol), OxymaPure (802 mg, 5.64 mmol) and DIC (868 μ L, 5.64 mmol) in DMF (42.5 mL) was added to the resin **10a** (18 g, 1.85 mmol). The suspension was shaken for 100 min at rt to afford resin **31a**. The resin was washed 10 x with DMF (10 mL) and 10 x with DCM (10 mL) and dried *in vacuo* for 15 min. Cleavage of
5 the peptide from resin and removal of protecting groups was achieved by treatment of the resin with 135 mL cleavage cocktail 100/3/2/1 (v/v/v/v) TFA/TES/water/thioanisol. The mixture was agitated for 60 min at rt. Crude **31b** was precipitated in pre-cooled diethyl ether (-18 $^{\circ}$ C).

10 The precipitate was dissolved in TFA (423 mL). To this solution, a solution of diphenyl sulfoxide (1.87 g, 9.25 mmol) and anisole (5.05 mL, 46.25 mmol) in TFA (40 mL) was added. Afterwards, trichloromethylsilane (13.3 mL, 114.7 mmol) was added and the reaction mixture was stirred for 15 min at rt. Then, ammonium fluoride (10.96 g, 296 mmol) was added and the solution was stirred for 2 min in a water bath at rt. Crude **31c** was precipitated
15 in pre-cooled diethyl ether (-18 $^{\circ}$ C) and purified by RP-HPLC.

Yield: 187 mg (34.2 μ mol, 16%) CNP-38-linker * 9 TFA

MS: m/z 1110.33 = $[M+4H]^{4+}$, (calculated monoisotopic mass for $[M+4H]^{4+}$ = 1110.33).

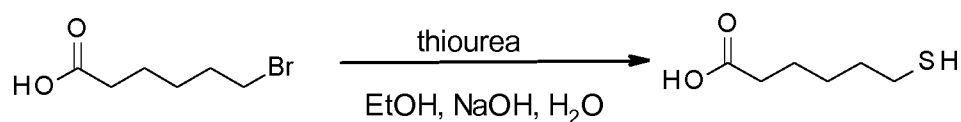
20 To a solution of **31c** (88.0 mg, 16.1 μ mol) in 4.40 mL MeCN/H₂O (1:1) containing 0.1 % TFA (v/v) was added a solution of 4-arm-thiol-PEG 40kDa **30c** (107.35 mg, 2.59 μ mol) in 1.45 mL water containing 0.1% TFA and 1 mM EDTA, followed by 0.5 M phosphate buffer containing 3 mM EDTA (1.46 mL, pH 6.0). The mixture was incubated for 2 h at rt. Conjugate **31d** was purified by RP-HPLC.

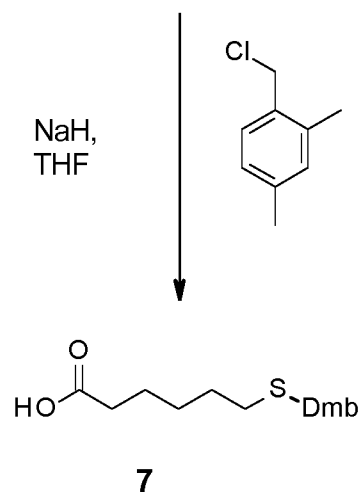
25 Yield: 129 mg (2.09 μ mol, 80 %) conjugate **16d** * 36 TFA

Example 32

Alternative synthesis of Dmb protected 6-mercaptohexanoic acid 7

Dmb-protected mercapto hexanoic acid **7** was synthesized according to the following scheme:





To a solution of 6-bromohexanoic acid (100 g, 0.513 mol) in EtOH (1.0 L) was added thiourea (47 g, 0.615 mol) in one portion at 20 °C. Then, the suspension was heated up to 78 °C (a clear solution was formed) and stirred for 12 h. A solution of NaOH (62 g, 1.54 mol) in H₂O (1.0 L) was added dropwise with a constant pressure funnel. Afterwards, refluxing was continued for additional 2 h. The reaction mixture was poured into H₂O (1 L) and extracted with EtOAc (1 L). The aqueous phase was acidified with con. HCl towards pH = 2 and then extracted 3 x with EtOAc (500 mL). The combined organic phases were washed with brine (400 mL). Afterwards, the combined organic phases were dried over Na₂SO₄, filtrated and the solvent was evaporated under reduced pressure at 45 °C. The 6-mercaptohexanoic acid was used in the next reaction without further purification.

Yield: 62 g (crude)

¹H-NMR (400 MHz, CDCl₃):

δ = 2.50 – 2.55 (q, *J* = 7.2 Hz, 2H), 2.36 (t, *J* = 7.6 Hz, 2H), 1.66 – 1.61 (m, 4H), 1.41 – 1.49 (m, 2H), 1.34 (t, *J* = 7.6 Hz, 1H) ppm.

6-mercaptohexanoic acid (27.0 g, 0.182 mol) was charged in a 1 L three-necked bottom flask with anhydrous THF (540 mL). The solution was degassed by freeze-pump-thaw technique and then cooled to 0 °C with an external ice bath. NaH (18.2, 455.4 mmol, 4.16 mL, 60% purity) was added with spoon horns over 30 min at 0 °C. Then, 2,6-dimethylbenzylchloride (28.2 g, 0.182 mol) was added in one portion. The reaction mixture was warmed up to 20 °C and stirred for 12 h. The reaction mixture was poured into H₂O (540 mL) and extracted 2 x with MTBE (540 mL). Afterwards, the aqueous phase was acidified with conc. HCl towards pH = 2 and then extracted 3 x with MTBE (500 mL). The combined organic phases were washed with brine (500 mL), dried over Na₂SO₄ and filtrated. **7** was isolated upon evaporation of the solvent under reduced pressure at 45 °C as a yellow oil.

Yield: 41.5 g (0.16 mol, 85%)

¹H-NMR (400 MHz, DMSO-d₆):

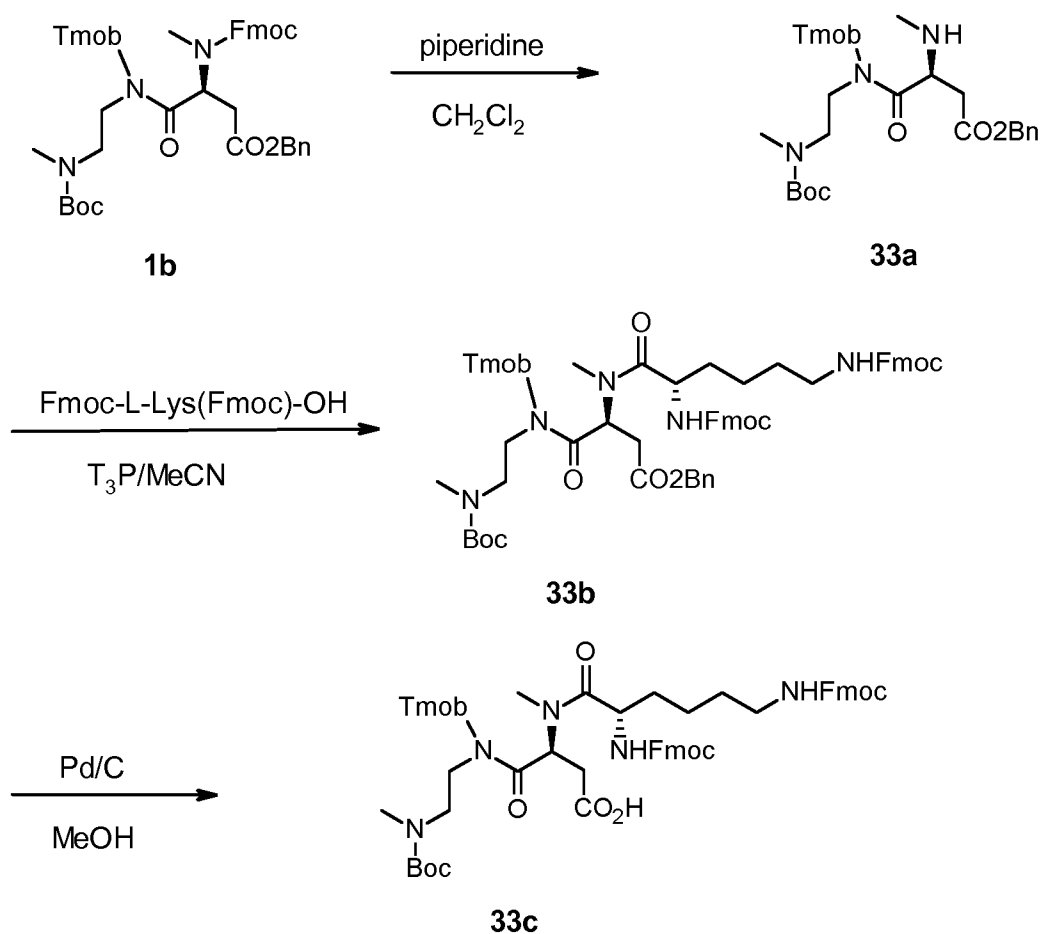
δ = 11.99 (s, 1 H), 7.05 – 7.07 (d, *J* = 6.8 Hz, 1H), 6.97 (s, 1H), 6.91 – 6.92 (d, *J* = 6.8 Hz, 1H), 3.66 (s, 2H), 2.38 – 2.39 (m, 2H), 2.29 (s, 3H), 2.23 (s, 3H), 2.16 – 2.19 (m, 2H), 1.40 – 1.55 (m, 4H), 1.22 – 1.38 (m, 2H) ppm

MS (neg. mode): m/z 265.0 = [M-H]⁻, (calculated monoisotopic mass = 265.13).

Example 33

Synthesis of linker reagent 33c

10 Linker reagent **33c** was synthesized according to the following scheme:



Four reactions were carried out in parallel. To a solution of compound **1b** (60 g, 75 mmol) in
 15 CH₂Cl₂ (300 mL) was added piperidine (58 g, 0.68 mol, 67 mL). The reaction mixture was
 stirred at rt for 4 h. The four reactions which were performed in parallel were combined for
 work-up. The reaction mixture was diluted with H₂O (500 mL) and adjusted with a 0.5 N HCl
 solution towards pH = 3 ~ 4. The organic phase was separated and the aqueous phase was
 extracted with CH₂Cl₂ (800 mL). The combined organic phases were washed with brine (400
 20 mL) and 5% saturated NaHCO₃ solution (400 mL) in turn. Then, the combined organic phases

were dried over Na₂SO₄, filtered and the solvent was evaporated *in vacuo*. **33a** was purified by chromatography on silica (100-200 mesh) with DCM/MeOH (20/1 to 4/1).

Yield: 150 g (87%)

¹H-NMR (400 MHz, DMSO-d₆):

5 δ = 7.34 – 7.38 (m, 4H), 6.25 – 7.29 (m, 2H), 5.08 – 5.19 (m, 2H), 4.60 – 4.68 (m, 1H), 4.32 – 4.40 (m, 2H), 3.73 – 3.79 (m, 9H), 3.10 – 3.27 (m, 3H), 2.65 – 3.05 (m, 8H), 1.36 (s, 9H) ppm.

Two reactions were carried out in parallel. To a solution of Fmoc-L-Lys(Fmoc)-OH (79 g, 0.13 mol), **33a** (70 g, 0.12 mol), 4-ethyl--morpholine (70 g, 0.61 mol, 77 mL) in MeCN (850 mL) was added dropwise T₃P (50% in EtOAc; 140 g, 0.22 mol) over a period of 30 min. After addition, the reaction mixture was stirred at rt for 18 h. The two reactions which were performed in parallel were combined for work-up. The reaction mixture was diluted with H₂O/CH₂Cl₂ (1:1, 2 L) and then adjusted with 0.5 N HCl solution towards pH = 3 ~ 4. The organic phase was separated and the aqueous phase was extracted with CH₂Cl₂ (1 L). The combined organic phases were washed with brine (800 mL) and 5% NaHCO₃ solution (800 mL) in turn. Then, the combined organic phases were dried over Na₂SO₄, filtered and the solvent was evaporated *in vacuo*. **33b** was purified by chromatography on silica (100-200 mesh) with petroleum ether/ethyl acetate (5/1 to 1/1)..

20 Yield: 160 g (57%)

¹H-NMR (400 MHz, DMSO-d₆):

δ = 7.80 – 7.90 (m, 4H), 7.61 – 7.68 (m, 5H), 7.20 – 7.40 (m, 14H), 6.14 – 6.28 (m, 3H), 5.01 – 5.07 (m, 2H), 4.15 – 4.36 (m, 8H), 3.71 – 3.77 (m, 9H), 2.80 – 3.53 (m, 9H), 2.66 – 2.75 (m, 4H), 2.36 – 2.39 (m, 1H), 1.52 – 1.55 (m, 2H), 0.88 – 1.19 (m, 13H) ppm.

25 Two reactions were carried out in parallel. To a solution of **33b** (60 g, 52 mmol) in MeOH (1.2 L) was added 10% Pd/C (18 g) in a 2 L hydrogenated bottle. The reaction mixture was degassed and purged 3 x with H₂ and then stirred at 25 °C under H₂-atmosphere (45 psi) for 2.5 h. The two reactions which were performed in parallel were combined for work-up. The reaction mixture was filtered by diatomite and the filtrate was concentrated *in vacuo* to give crude **33c**. **33c** was purified by chromatography on silica (100-200 mesh) with DCM/MeOH (200/1 to 100/3).

30 Yield: 70 g (63%)

¹H-NMR (400 MHz, DMSO-d₆):

$\delta = 12.15$ (s, 1H), 7.87 – 7.89 (m, 4H), 7.50 – 7.70 (m, 5H), 7.31 – 7.40 (m, 9H), 6.20 – 6.23 (m, 2H), 4.13 – 4.36 (m, 10H), 3.70 – 3.77 (m, 9H), 2.62 – 3.10 (m, 12H), 2.30 – 2.34 (m, 1H), 2.14 – 2.18 (m, 1H), 1.50 – 1.58 (m, 2H), 1.25 – 1.34 (m, 13H) ppm

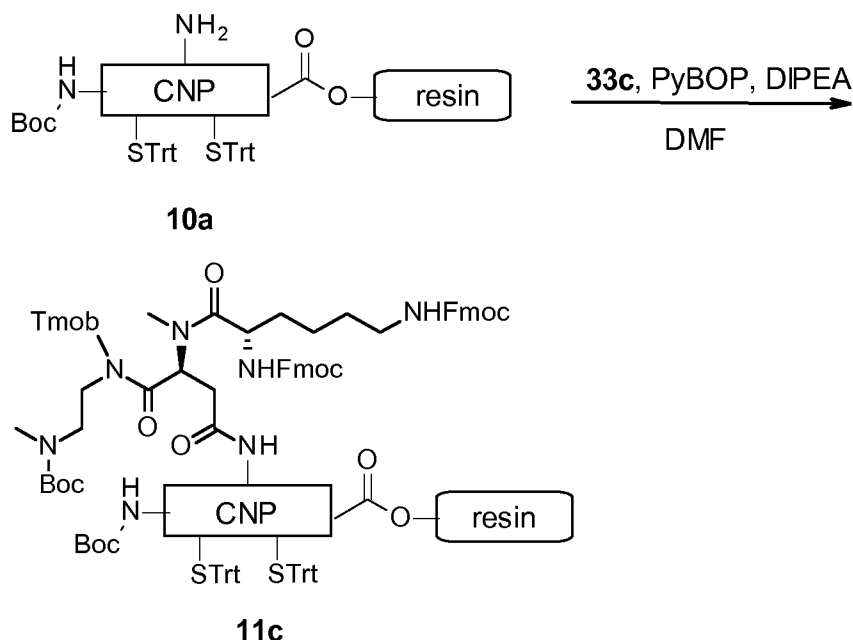
MS: m/z 1056.4 = $[M+H]^+$, (calculated monoisotopic mass = 1056.50).

5

Example 34

Alternative synthesis of 11c

Compound **11c** was synthesized according to the following scheme:



10

A solution of linker reagent **33c** (3.21 g, 3.04 mmol), PyBOP (1.58 g, 3.04 mmol) and DIPEA (848 mL, 4.86 mmol) in DMF (24.0 mL) was incubated for 5 min at rt, then added to the resin **10a** (12 g, 1.21 mmol). The suspension was shaken for 2.5 h at rt. The resin was washed 10 x with DMF (10 mL) and 10 x with DCM (10 mL) and dried *in vacuo* for 60 min.

15

Example 35

CNP-38 and Conjugate 11i: Evaluation of Cardiovascular Effects in the Conscious Mouse (Subcutaneous Administration)

The purpose of this study was to evaluate the haemodynamic side effects of **11i** at dose level equivalent to a CNP-38 dose level eliciting haemodynamic side effects (decrease in blood pressure) in the telemetered mouse.

20

Male Crl:CD1(ICR) mice (age range 8-13 weeks and body weight range 27.3-35.6 g at start of dosing) were surgically implanted with a TA11PA-C10 telemetry transmitter (Data

Sciences International (DSI)) in the carotid artery. The body of the transmitter was placed subcutaneously in the lateral flank of the mouse. The mice were dosed subcutaneously in a latin square crossover design with at least 72 hours between dosing occasions. Mice were dosed with 1) vehicle (10mM succinate, 46.0 g/L mannitol, pH 4.00), 2) CNP-38 (800 µg CNP-38/kg, 10mM succinate, 46.0 g/L mannitol, pH 4.00) or 3) **11i** (800 µg CNP-38 eq/kg, 10mM succinate, 46.0 g/L mannitol, pH 4.00). At least four mice were included at each dose level. Blood pressure (systolic (SAP), diastolic (DAP) and mean (MAP) and heart rate (HR, derived from blood pressure), were recorded using a digital data capture system linked with a DSITM Ponemah data acquisition and analysis system. The capture system allowed recording of the cardiovascular parameters whilst the mice were in individual cages. On the day of each test session the animals were weighed and a predose recording was performed for at least 60 min prior to dosing. Each mouse was returned to the home cage and the cardiovascular parameters were recorded for approximately 48 hours postdose. Blood pressure and HR were reported at the following time points: -30, -20, -10, 5, 15 and 30 min postdose and 1, 2, 6, 12, 18, 24, 30, 36, 42 and 48 hours postdose. Each time point was presented as the average value of five minute's recording prior to the time point. The monitoring period was selected to cover exposure to the test items both prior to and after T_{max} .

Results: Compared to predose values, vehicle dosed animals had increased MAP at the 5, 15, and 30 min post dose sampling time point. This was considered a normal physiological response due to handling and dosing. The same physiological increase in MAP was seen for animals dosed with **11i** at the 5, 15, and 30 min post dose sampling time point predose. In 3 of 4 animals dosed with CNP-38 the physiological increase in MAP was not evident. On the contrary, 3 of 4 CNP-38 dosed animals showed a significant decrease in MAP at the 5, 15, and 30 min post dose sampling time point. During the remaining ten time points there were no difference in MAP between animals dosed with vehicle, CNP-38 and **11i**.

MAP (mmHg) predose to 30 min post dose (mean ±SD)

	Vehicle (n=10)	11i (n=4)	CNP-38 (n=4)
predose	101.9±10.0	106.4±10.7	106.8±13.4
5 min post dose	125.9±7.3	122.8±5.9	102.0±7.5
15 min post dose	126.3±6.9	121.5±7.5	89.5±29.4
30 min post dose	114.4±15.3	111.5±13.7	99.5±25.2

Similar trends were seen for SAP and DAP for all dose levels. HR was not impacted by treatment with CNP-38 or **11i**.

In conclusion, subcutaneous administration of **11i** did not decrease blood pressure as seen for an equivalent dosage CNP-38.

Example 36

Pharmacokinetic profile of CNP-38 after subcutaneous single-dose administration to cynomolgus monkeys

This study was performed in order to test the pharmacokinetics of CNP-38 after subcutaneous (s.c.) administration in cynomolgus monkeys. Three male monkeys (2-4 years old, 3-5 kg) received a single s.c. injection at a dose of 40 µg/kg of CNP-38. Blood samples were collected at 5, 10, 15, 30, 45 min and 1, 2, 4, 8 hours upon dose.

Method: Plasma levels of CNP were analysed using a commercially available competitive radioimmuno-assay (RK-012-03, Phoenix Pharmaceuticals, CA). The assay was applied essentially as described by the manufacturer. The assay is based on competitive binding between 125I-labelled CNP (supplied in the kit) and unlabeled CNP (from study sample or calibrants) to an anti-CNP antibody. When the concentration of CNP in the sample increases, the amount of 125I-labelled CNP that is able to bind to the antibody decreases. By measuring the amount of 125I-labelled CNP bound as a function of the concentration of peptide, it is possible to construct a calibration curve from which the concentration of peptide in the sample can be determined.

A few changes to the supplied assay protocol were made. These changes included using in-house CNP calibrant and QC samples to secure consistency between assay runs. In order to shorten the duration of the assay, the initial incubation of samples with antibodies was performed at room temperature for 5 hours (instead of 16-24 hours at 4°C). Due to matrix effects in monkey plasma, the minimal required dilution was set at 1:10, yielding an assay range of 150-1080 pg/mL CNP.

Results: Administration of CNP-38 to cynomolgus monkeys was well tolerated. After s.c. injection, the CNP-38 median T_{max} was observed at 10 min, with a mean half-life time of approximately 7 min.

PK Parameter	Result
T _{max} (median)	10 min
C _{max} (mean)	7.9 ng/mL
AUC _{last} (mean)	2.5 h*ng/mL
Half-life (mean)	6.6 min

Example 37

Pharmacokinetic profile of Conjugate 11i after subcutaneous single-dose administration to cynomolgus monkeys

This study was performed in order to investigate pharmacokinetics of **11i** after s.c. administration in cynomolgus monkeys. Four male animals (2-4 years old, 3-5 kg) received a single s.c. injection of **11i** at a dose of 40 µg CNP-38 eq/kg. Blood samples were collected up to 168 h post dose and plasma was generated (LiHeparin). Total CNP-38 concentrations were determined by LC-MS/MS

Method: The term „total CNP-38“ refers to a combination of both free CNP-38 and CNP-38 bound in the CNP-38 conjugate. Plasma total CNP-38 concentrations were determined by quantification of the C-terminal signature peptide (sequence: IGSM SGLGC) after tryptic digestion and disulfide bridge reduction.

LC-MS analysis was carried out by using an Agilent 1290 UPLC coupled to an Agilent 6460 Triple Quad mass spectrometer via an ESI probe. Chromatography was performed on a Waters Acquity BEH C18 analytical column (50 x 1.0 mm I.D., 1.7 µm particle size, 130 Å) with pre-filter at a flow rate of 0.5 mL/min (T = 45 °C). Water (Ultrapure ≤ 500 ppt sodium grade) containing 0.1 % formic acid (v/v) was used as mobile phase A and acetonitrile (ULC/MS grade) with 0.1 % formic acid as mobile phase B. The gradient system comprised a short isocratic step at the initial parameters of 0.1 % B for 0.5 min followed by a linear increase from 0.1 % B to 30 % B in 1.5 min. Mass analysis was performed in the multiple reaction monitoring (MRM) mode, monitoring the reactions of the ionsation m/z 824.5 [M+H]¹⁺ to 515.2. As internal standard deuterated CNP-38 conjugate was used.

Calibration standards of CNP-38 conjugate in blank plasma were prepared as follows: The thawed Li-heparin cynomolgus plasma was first homogenized, then centrifuged for 5 minutes.

The CNP-38 conjugate formulation was diluted to eight different calibration working solutions containing between 0.103 and 51.28 $\mu\text{g/mL}$ (CNP-38 eq.) in 50% methanol/50% water/0.1 % formic acid (v/v/v). The working solutions were spiked into blank plasma at concentrations between 10.3 ng/ mL (CNP-38 eq.) and 5128 ng/mL (CNP-38 eq.). The standards were used for the generation of a calibration curve. A calibration curve was generated based on analyte to internal standard peak area ratios using weighted ($1/x^2$) linear regression and the sample concentrations were determined by back-calculation against the calibration curve.

For sample preparation, protein precipitation was carried out by addition of 200 μL of precooled (0°C) acetonitrile to 50 μL of the plasma sample and 10 μL of internal standard solution (2.8 $\mu\text{g/mL}$ CNP-38 eq. in 50% methanol/50% water/0.1 % formic acid (v/v/v)). 200 μL of the supernatant were transferred into a new well-plate and evaporated to dryness (under a gentle nitrogen stream at 35°C). For reconstitution solvent 100 μg Trypsin (order number V5111, Promega GmbH, Mannheim, Germany) were dissolved in 100 μL 10 mM acetic acid. 2.5 mL Tris buffer and 500 μL methanol were added. 50 μL of the resulting reconstitution solvent were added to each cavity of the-well plate. After 3 hours incubation at 37°C (Eppendorf ThermoMixer with ThermoTop), 5 μL of a 0.5 M TCEP solution were added to each cavity and incubated again for 30 min at 37°C . After the samples had cooled to room temperature, 2 μL 60% formic acid in water were added. 10 μL were injected into the UHPLC-MS system. Results: Administration of **11i** to cynomolgus monkeys was well tolerated. After s.c. injection the **11i** median T_{max} was 36 h, and with a mean half-life time of 107 h.

PK Parameter	Result
T_{max} (median)	36 hours
C_{max} (mean)	316 ng/mL
AUC_{last} (mean)	38,051 h*ng/mL
Half-life (mean)	107 hours

25

Example 38

Functional cGMP stimulation in NIH-3T3 cells with released CNP

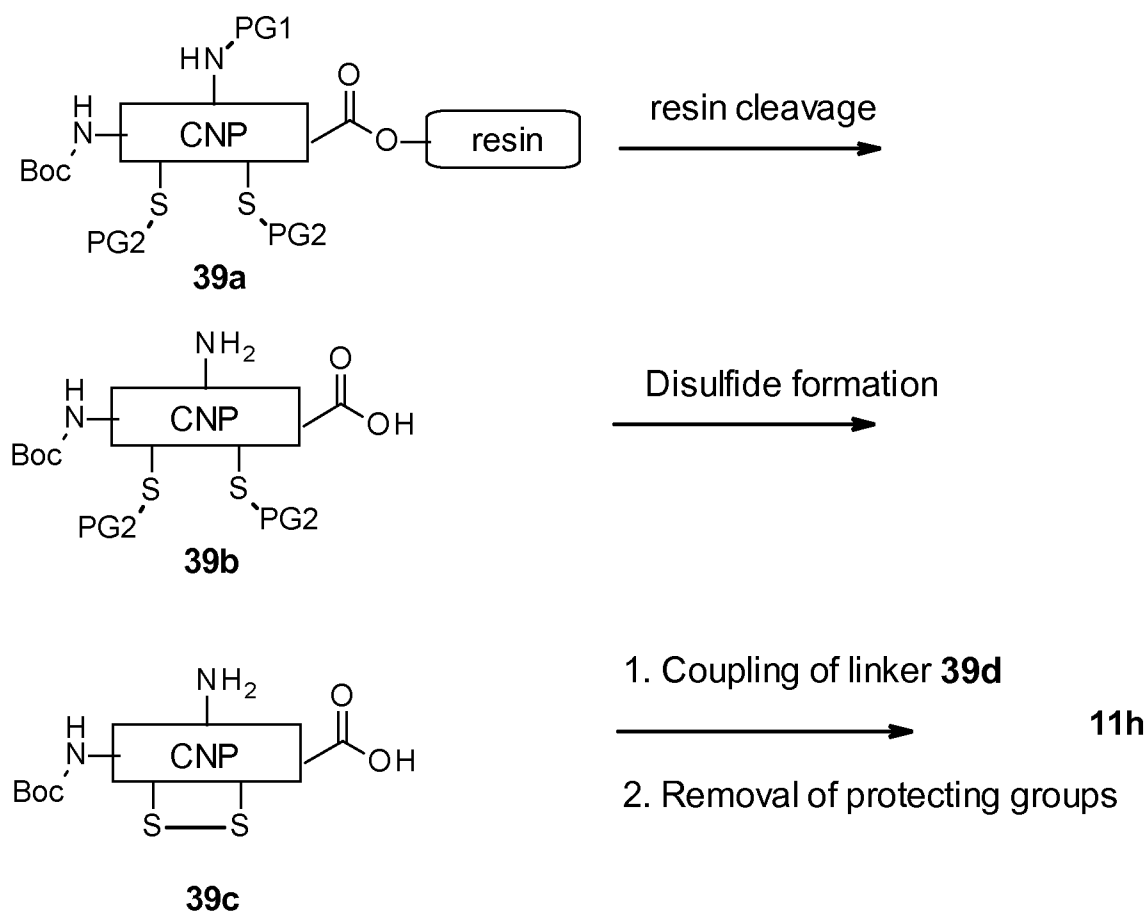
11i was incubated under physiological conditions (1 mg CNP-38 eq/mL), as described in Example 20. After 7 d, released CNP-38 was isolated by RP-HPLC and analyzed for bioactivity as described in Example 22.

Compound	CNP Variant	PEGylation	EC ₅₀ compound/EC ₅₀ CNP-38
Released CNP-38	CNP-38	-	1

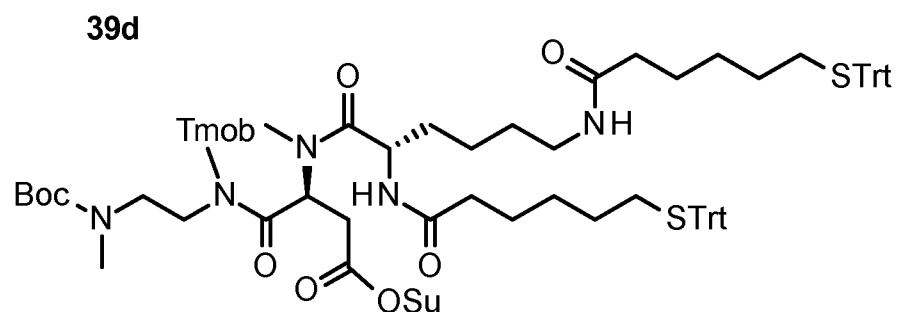
5

Example 39

Alternative synthesis of 11h



10



Alternative synthesis of compound **11h**: **39a** is synthesized by solid phase synthesis as described in Material and Methods. Protecting group PG1 for the ring lysin side chain and protecting groups PG2 for the cysteine side chains is Mmt. Mild resin cleavage and disulfide formation by iodine treatment affords compound **39c**. After coupling of linker molecule **39d** and global deprotection, **11h** is purified by RP-HPLC.

Abbreviations:

	ACH	achondroplasia
	ACN	acetonitrile
10	AcOH	acetic acid
	AUC _{tlast}	Area Under the Curve to the last quantifiable time point
	Bn	benzyl
	Boc	tert-butyloxycarbonyl
	BSA	bovine serum albumin
15	cGMP	cyclic guanosine monophosphate
	C _{max}	Maximum concentration
	CMV	cytomegalovirus
	CNP	C-type natriuretic peptide
	COMU	(1-cyano-2-ethoxy-2-oxoethylideneaminoxy)dimethylamino-
20		morpholino-carbenium hexafluorophosphate
	conc.	Concentrated
	d	day
	CTC	Chlorotritylchloride polystyrol
	DAP	Diastolic arterial pressure
25	DBU	1,3-diazabicyclo[5.4.0]undecene
	DCC	N,N'-dicyclohexylcarbodiimide
	DCM	dichloromethane
	DIC	N,N'-diisopropylcarbodiimide
	DIEA	N,N-diisopropylethylamine
30	DIPEA	N,N-diisopropylethylamine
	DMAP	dimethylamino-pyridine
	DMEM	Dulbecco's modified Eagle's medium
	Dmb	2,4-dimethylbenzyl
	DMEM	Dulbecco's modified eagle medium

	DMF	N,N-dimethylformamide
	DMSO	dimethylsulfoxide
	DTT	dithiothreitol
	EC50	half maximal effective concentration
5	EDC	1-ethyl-3-(3-dimethylaminopropyl)carbodiimide
	EDTA	ethylenediaminetetraacetic acid
	ELISA	enzyme-linked immunosorbent assay
	eq	stoichiometric equivalent
	ESI-MS	electrospray ionization mass spectrometry
10	Et	ethyl
	EtOAc	ethyl acetate
	EtOH	ethanol
	FBS	fetal bovine serum
	FGFR3	fibroblast-growth-factor-receptor 3
15	FITC	fluorescein isothiocyanate
	Fmoc	9-fluorenylmethoxycarbonyl
	h	hour
	HATU	O-(7-azabenzotriazole-1-yl)-N,N,N',N'-tetramethyluronium hexafluorophosphate
20	HCH	hypochondroplasia
	HFIP	hexafluoroisopropanol
	HPLC	high performance liquid chromatography
	HOBt	N-hydroxybenzotriazole
	HR	Heart rate
25	IBMX	3-isobutyl-1-methylxanthine
	iPrOH	2-propanol
	iv	intravenous
	ivDde	4,4-dimethyl-2,6-dioxocyclohex-1-ylidene)-3-methylbutyl
	LC	liquid chromatography
30	LTQ	linear trap quadrupole
	Mal	3-maleimido propyl
	MAP	Mean arterial pressure
	Me	methyl
	MeOH	methanol

	min	minutes
	Mmt	monomethoxytrityl
	MS	mass spectrum / mass spectrometry
	MSA	methanesulfonic acid
5	MTBE	methyl-tert-butylether
	Mtt	methyltrityl
	MW	molecular weight
	m/z	mass-to-charge ratio
	NEP	neutral endopeptidase
10	NHS	N-hydroxy succinimide
	NPR	natriuretic peptide receptor
	OtBu	tert-butyloxy
	PBS	phosphate buffered saline
	PEG	poly(ethylene glycol)
15	PFP	pentafluorophenol
	pH	<i>potentia Hydrogenii</i>
	Pr	propyl
	PyBOP	benzotriazol-1-yl-oxytripyrrolidinophosphonium hexafluorophosphate
	Q-TOF	quadrupole time-of-flight
20	qRT-PCR	quantitative real-time polymerase chain reaction
	RP-HPLC	reversed-phase high performance liquid chromatography
	rpm	rounds per minute
	rt	room temperature
	SIM	single ion monitoring
25	SAP	Systolic arterial pressure
	SEC	size exclusion chromatography
	sc	subcutaneous
	Su	succinimidyl
	T ₃ P	2,4,6-tripropyl-1,3,5,2,4,6-trioxatriphosphorinane-2,4,6-trioxide
30	TCEP	tris(2-carboxyethyl)phosphine
	TCP	tritylchloride polystyrene
	TD	thanatophoric dysplasia
	TES	triethylsilane
	TFA	trifluoroacetic acid

	THF	tetrahydrofuran
	TIPS	triisopropylsilane
	T _{max}	Time of maximum concentration
	TMEDA	N,N,N'N'-tetramethylethylene diamine
5	Tmob	2,4,6-trimethoxybenzyl
	TR-FRET	time-resolved fluorescence energy transfer
	Trt	triphenylmethyl, trityl
	UPLC	ultra performance liquid chromatography
	UV	ultraviolet
10	vs.	versus
	ZQ	single quadrupole

Claims

- 06 Apr 2022
2017205690
- 5
- 0
- 5
- 0
- 25
- 30
1. A controlled-release CNP agonist comprising a CNP moiety -D comprising a ring moiety, wherein the ring moiety has the amino acid sequence of SEQ ID NO:96, provided the methionine at position 11 of SEQ ID NO:96 can be substituted with asparagine, the ring moiety being between two cysteine residues forming a disulfide bridge, and being conjugated to a polymer via a linker cleavable in an aqueous buffer at pH 7.4 and 37°C in the absence of enzymes with a half-life of up to six months, wherein the polymer is water-soluble and branched of at least 10 kDa, and conjugated via the linker to the ring moiety, wherein the controlled-release CNP agonist releases -D in its free form D-H and wherein the controlled-release CNP agonist has an at least 5-fold longer degradation half-life in an *in vitro* NEP degradation assay than the corresponding released D-H.
 2. The controlled-release CNP agonist of claim 1, wherein the CNP moiety has the SEQ ID NO:24.
 3. The controlled-release CNP agonist of claim 1 or 2, wherein the controlled-release CNP agonist has an at least 15-fold longer degradation half-life in an *in vitro* NEP degradation assay than the corresponding released D-H.
 4. The controlled-release CNP agonist of any one of claims 1 to 3, wherein the controlled-release CNP agonist has an at least 25-fold longer degradation half-life in an *in vitro* NEP degradation assay than the corresponding released D-H.
 5. The controlled-release CNP agonist of any one of claims 1 to 4, wherein the controlled-release CNP agonist releases -D as D-H in an aqueous buffer at pH 7.4 and 37°C with a release half-life of at least 6 hours.
 6. The controlled-release CNP agonist of any one of claims 1 to 5, wherein the controlled-release CNP agonist releases -D as D-H in an aqueous buffer at pH 7.4 and 37°C with a release half-life of at least 24 hours.

06 Apr 2022

2017205690

7. The controlled-release CNP agonist of any one of claims 1 to 6, wherein the controlled-release CNP agonist releases -D as D-H in an aqueous buffer at pH 7.4 and 37°C with a release half-life of at least 48 hours.
- 5 8. The controlled-release CNP agonist of any one of claims 1 to 7, wherein the controlled-release CNP agonist releases -D as D-H in an aqueous buffer at pH 7.4 and 37°C with a release half-life of at least 168 hours.
9. The controlled-release CNP agonist of any one of claims 1 to 8, wherein the polymer is a
0 branched polymer having a molecular weight of at least 20 kDa.
10. The controlled-release CNP agonist of any one of claims 1 to 9, wherein the polymer is a branched polymer having a molecular weight of at least 30 kDa.
- 5 11. A pharmaceutical composition comprising the controlled-release CNP agonist of any one of claims 1 to 10 and at least one excipient.
12. The controlled-release CNP agonist of any one of claims 1 to 10 or the pharmaceutical composition of claim 11 when used as a medicament.
0
13. The controlled-release CNP agonist or the pharmaceutical composition when used as a medicament of claim 12, wherein the medicament is used in the treatment of achondroplasia.
- 25 14. The controlled-release CNP agonist of any one of claims 1 to 10 or the pharmaceutical composition of claim 11 when used in the treatment of a disease which can be treated with CNP.
- 30 15. The controlled-release CNP agonist or the pharmaceutical composition of claim 14, wherein the disease which can be treated with CNP is selected from the group consisting of achondroplasia, hypochondroplasia, short stature, dwarfism, osteochondrodysplasias, thanatophoric dysplasia, osteogenesis imperfecta, achondrogenesis, chondrodysplasia punctata, homozygous achondroplasia, camptomelic dysplasia, congenital lethal hypophosphatasia, perinatal lethal type of osteogenesis imperfecta, short-rib polydactyly

syndromes, rhizomelic type of chondrodysplasia punctata, Jansen-type metaphyseal dysplasia, spondyloepiphyseal dysplasia congenita, atelosteogenesis, diastrophic dysplasia, congenital short femur, Langer-type mesomelic dysplasia, Nievergelt-type mesomelic dysplasia, Robinow syndrome, Reinhardt syndrome, acrodysostosis, peripheral dysostosis, Kniest dysplasia, fibrochondrogenesis, Roberts syndrome, acromesomelic dysplasia, micromelia, Morquio syndrome, Kniest syndrome, metatropic dysplasia, spondyloepimetaphyseal dysplasia, neurofibromatosis, Legius syndrome, LEOPARD syndrome, Noonan syndrome, hereditary gingival fibromatosis, neurofibromatosis type 1, cardiofaciocutaneous syndrome, Costello syndrome, SHOX deficiency, idiopathic short stature, growth hormone deficiency, osteoarthritis, cleidocranial dysostosis, craniosynostosis, dactyly, brachydactyly, camptodactyly, polydactyly, syndactyly, dyssegmental dysplasia, enchondromatosis, fibrous dysplasia, hereditary multiple exostoses, hypophosphatemic rickets, Jaffe-Lichtenstein syndrome, Marfan syndrome, McCune-Albright syndrome, osteopetrosis and osteopoikilosis.

16. The controlled-release CNP agonist or the pharmaceutical composition of claim 14 or 15, wherein the disease which can be treated with CNP is achondroplasia.

06 Apr 2022

2017205690

5

0

5

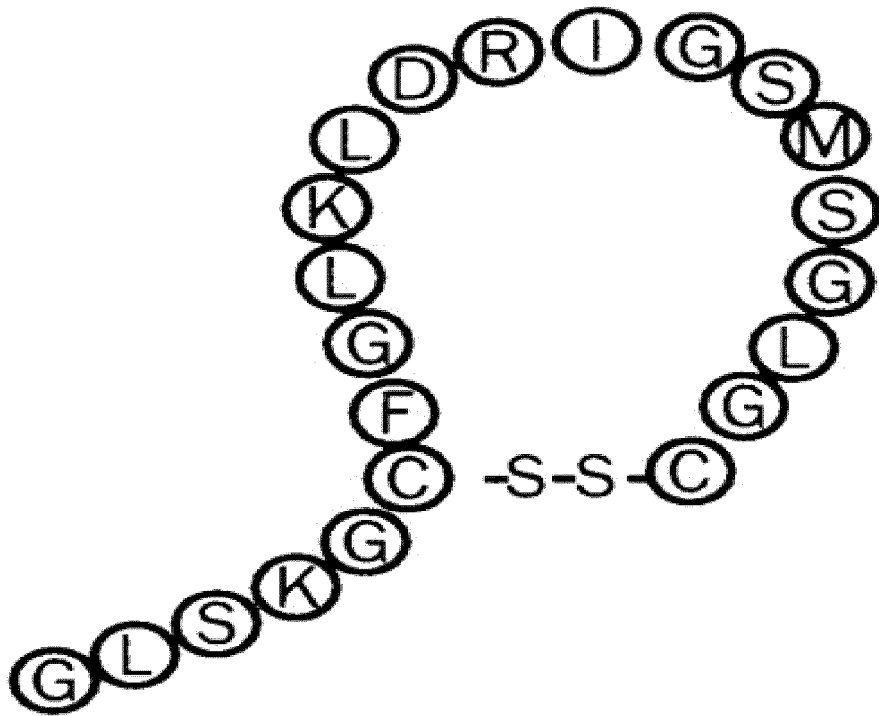


Fig. 1

eol f-othd-000003
SEQUENCE LISTING

<110> Ascendis Pharma A/S
<120> Controlled-release CNP agonists with increased NEP stability
<130> CPX70164PC
<160> 98
<170> PatentIn version 3.5
<210> 1
<211> 22
<212> PRT
<213> Homo sapiens

<220>
<221> DI SULFID
<222> (6)..(22)

<400> 1

Gly Leu Ser Lys Gly Cys Phe Gly Leu Lys Leu Asp Arg Ile Gly Ser
1 5 10 15

Met Ser Gly Leu Gly Cys
20

<210> 2
<211> 53
<212> PRT
<213> Homo sapiens

<220>
<221> DI SULFID
<222> (37)..(53)

<400> 2

Asp Leu Arg Val Asp Thr Lys Ser Arg Ala Ala Trp Ala Arg Leu Leu
1 5 10 15

Gln Glu His Pro Asn Ala Arg Lys Tyr Lys Gly Ala Asn Lys Lys Gly
20 25 30

Leu Ser Lys Gly Cys Phe Gly Leu Lys Leu Asp Arg Ile Gly Ser Met
35 40 45

Ser Gly Leu Gly Cys
50

<210> 3
<211> 54
<212> PRT
<213> Artificial Sequence

<220>
<223> G-CNP-53

eol f-othd-000003

<220>
<221> DI SULFID
<222> (38).. (54)

<400> 3

Gly Asp Leu Arg Val Asp Thr Lys Ser Arg Ala Ala Trp Ala Arg Leu
1 5 10 15

Leu Gln Glu His Pro Asn Ala Arg Lys Tyr Lys Gly Ala Asn Lys Lys
20 25 30

Gly Leu Ser Lys Gly Cys Phe Gly Leu Lys Leu Asp Arg Ile Gly Ser
35 40 45

Met Ser Gly Leu Gly Cys
50

<210> 4
<211> 54
<212> PRT
<213> Arti fici al Sequence

<220>
<223> M-CNP-53

<220>
<221> DI SULFID
<222> (38).. (54)

<400> 4

Met Asp Leu Arg Val Asp Thr Lys Ser Arg Ala Ala Trp Ala Arg Leu
1 5 10 15

Leu Gln Glu His Pro Asn Ala Arg Lys Tyr Lys Gly Ala Asn Lys Lys
20 25 30

Gly Leu Ser Lys Gly Cys Phe Gly Leu Lys Leu Asp Arg Ile Gly Ser
35 40 45

Met Ser Gly Leu Gly Cys
50

<210> 5
<211> 54
<212> PRT
<213> Arti fici al Sequence

<220>
<223> P-CNP-53

<220>
<221> DI SULFID
<222> (38).. (54)

<400> 5

eol f-othd-000003

Pro Asp Leu Arg Val Asp Thr Lys Ser Arg Ala Ala Trp Ala Arg Leu
1 5 10 15

Leu Gln Glu His Pro Asn Ala Arg Lys Tyr Lys Gly Ala Asn Lys Lys
20 25 30

Gly Leu Ser Lys Gly Cys Phe Gly Leu Lys Leu Asp Arg Ile Gly Ser
35 40 45

Met Ser Gly Leu Gly Cys
50

<210> 6
<211> 53
<212> PRT
<213> Artificial Sequence

<220>
<223> CNP-53 M48N

<220>
<221> DI SULFID
<222> (37)..(53)

<400> 6

Asp Leu Arg Val Asp Thr Lys Ser Arg Ala Ala Trp Ala Arg Leu Leu
1 5 10 15

Gln Glu His Pro Asn Ala Arg Lys Tyr Lys Gly Ala Asn Lys Lys Gly
20 25 30

Leu Ser Lys Gly Cys Phe Gly Leu Lys Leu Asp Arg Ile Gly Ser Asn
35 40 45

Ser Gly Leu Gly Cys
50

<210> 7
<211> 36
<212> PRT
<213> Artificial Sequence

<220>
<223> CNP-53 with deletion of amino acids 15-31

<220>
<221> DI SULFID
<222> (20)..(36)

<400> 7

Asp Leu Arg Val Asp Thr Lys Ser Arg Ala Ala Trp Ala Arg Gly Leu
1 5 10 15

Ser Lys Gly Cys Phe Gly Leu Lys Leu Asp Arg Ile Gly Ser Met Ser
Page 3

20

30

Gly Leu Gly Cys
35

<210> 8
<211> 52
<212> PRT
<213> Artificial Sequence

<220>
<223> CNP-52

<220>
<221> DI SULFID
<222> (36).. (52)

<400> 8

Leu Arg Val Asp Thr Lys Ser Arg Ala Ala Trp Ala Arg Leu Leu Gln
1 5 10 15

Glu His Pro Asn Ala Arg Lys Tyr Lys Gly Ala Asn Lys Lys Gly Leu
20 25 30

Ser Lys Gly Cys Phe Gly Leu Lys Leu Asp Arg Ile Gly Ser Met Ser
35 40 45

Gly Leu Gly Cys
50

<210> 9
<211> 51
<212> PRT
<213> Artificial Sequence

<220>
<223> CNP-51

<220>
<221> DI SULFID
<222> (35).. (51)

<400> 9

Arg Val Asp Thr Lys Ser Arg Ala Ala Trp Ala Arg Leu Leu Gln Glu
1 5 10 15

His Pro Asn Ala Arg Lys Tyr Lys Gly Ala Asn Lys Lys Gly Leu Ser
20 25 30

Lys Gly Cys Phe Gly Leu Lys Leu Asp Arg Ile Gly Ser Met Ser Gly
35 40 45

Leu Gly Cys
50

eol f-othd-000003

<210> 10
<211> 50
<212> PRT
<213> Artificial Sequence

<220>
<223> CNP-50

<220>
<221> DI SULFID
<222> (34)..(50)

<400> 10

Val Asp Thr Lys Ser Arg Ala Ala Trp Ala Arg Leu Leu Gl n Gl u Hi s
1 5 10 15

Pro Asn Ala Arg Lys Tyr Lys Gly Ala Asn Lys Lys Gly Leu Ser Lys
20 25 30

Gly Cys Phe Gly Leu Lys Leu Asp Arg Ile Gly Ser Met Ser Gly Leu
35 40 45

Gly Cys
50

<210> 11
<211> 49
<212> PRT
<213> Artificial Sequence

<220>
<223> CNP-49

<220>
<221> DI SULFID
<222> (33)..(49)

<400> 11

Asp Thr Lys Ser Arg Ala Ala Trp Ala Arg Leu Leu Gl n Gl u Hi s Pro
1 5 10 15

Asn Ala Arg Lys Tyr Lys Gly Ala Asn Lys Lys Gly Leu Ser Lys Gly
20 25 30

Cys Phe Gly Leu Lys Leu Asp Arg Ile Gly Ser Met Ser Gly Leu Gly
35 40 45

Cys

<210> 12
<211> 48
<212> PRT
<213> Artificial Sequence

eol f-othd-000003

<220>
<223> CNP-48

<220>
<221> DI SULFID
<222> (32).. (48)

<400> 12

Thr Lys Ser Arg Ala Ala Trp Ala Arg Leu Leu Gl n Gl u Hi s Pro Asn
1 5 10 15

Ala Arg Lys Tyr Lys Gly Ala Asn Lys Lys Gly Leu Ser Lys Gly Cys
20 25 30

Phe Gly Leu Lys Leu Asp Arg Ile Gly Ser Met Ser Gly Leu Gly Cys
35 40 45

<210> 13
<211> 47
<212> PRT
<213> Arti fi ci al Sequence

<220>
<223> CNP-47

<220>
<221> DI SULFID
<222> (31).. (47)

<400> 13

Lys Ser Arg Ala Ala Trp Ala Arg Leu Leu Gl n Gl u Hi s Pro Asn Ala
1 5 10 15

Arg Lys Tyr Lys Gly Ala Asn Lys Lys Gly Leu Ser Lys Gly Cys Phe
20 25 30

Gly Leu Lys Leu Asp Arg Ile Gly Ser Met Ser Gly Leu Gly Cys
35 40 45

<210> 14
<211> 46
<212> PRT
<213> Arti fi ci al Sequence

<220>
<223> CNP-46

<220>
<221> DI SULFID
<222> (30).. (46)

<400> 14

Ser Arg Ala Ala Trp Ala Arg Leu Leu Gl n Gl u Hi s Pro Asn Ala Arg
1 5 10 15

eol f-othd-000003

Lys Tyr Lys Gly Ala Asn Lys Lys Gly Leu Ser Lys Gly Cys Phe Gly
20 25 30

Leu Lys Leu Asp Arg Ile Gly Ser Met Ser Gly Leu Gly Cys
35 40 45

<210> 15
<211> 45
<212> PRT
<213> Artificial Sequence

<220>
<223> CNP-45

<220>
<221> DI SULFID
<222> (29)..(45)

<400> 15

Arg Ala Ala Trp Ala Arg Leu Leu Gln Glu His Pro Asn Ala Arg Lys
1 5 10 15

Tyr Lys Gly Ala Asn Lys Lys Gly Leu Ser Lys Gly Cys Phe Gly Leu
20 25 30

Lys Leu Asp Arg Ile Gly Ser Met Ser Gly Leu Gly Cys
35 40 45

<210> 16
<211> 44
<212> PRT
<213> Artificial Sequence

<220>
<223> CNP-44

<220>
<221> DI SULFID
<222> (28)..(44)

<400> 16

Ala Ala Trp Ala Arg Leu Leu Gln Glu His Pro Asn Ala Arg Lys Tyr
1 5 10 15

Lys Gly Ala Asn Lys Lys Gly Leu Ser Lys Gly Cys Phe Gly Leu Lys
20 25 30

Leu Asp Arg Ile Gly Ser Met Ser Gly Leu Gly Cys
35 40

<210> 17
<211> 35
<212> PRT
<213> Artificial Sequence

<220>

eol f-othd-000003

<223> CNP-44 with a deletion of amino acids 14-22

<220>

<221> DI SULFID

<222> (19).. (35)

<400> 17

Ala Ala Trp Ala Arg Leu Leu Gln Glu His Pro Asn Ala Gly Leu Ser
1 5 10 15

Lys Gly Cys Phe Gly Leu Lys Leu Asp Arg Ile Gly Ser Met Ser Gly
20 25 30

Leu Gly Cys
35

<210> 18

<211> 36

<212> PRT

<213> Artificial Sequence

<220>

<223> CNP-44 with a deletion of amino acids 15-22

<220>

<221> DI SULFID

<222> (20).. (36)

<400> 18

Ala Ala Trp Ala Arg Leu Leu Gln Glu His Pro Asn Ala Arg Gly Leu
1 5 10 15

Ser Lys Gly Cys Phe Gly Leu Lys Leu Asp Arg Ile Gly Ser Met Ser
20 25 30

Gly Leu Gly Cys
35

<210> 19

<211> 43

<212> PRT

<213> Artificial Sequence

<220>

<223> CNP-43

<220>

<221> DI SULFID

<222> (27).. (43)

<400> 19

Ala Trp Ala Arg Leu Leu Gln Glu His Pro Asn Ala Arg Lys Tyr Lys
1 5 10 15

Gly Ala Asn Lys Lys Gly Leu Ser Lys Gly Cys Phe Gly Leu Lys Leu

20

30

Asp Arg Ile Gly Ser Met Ser Gly Leu Gly Cys
35 40

<210> 20
<211> 42
<212> PRT
<213> Artificial Sequence

<220>
<223> CNP-42

<220>
<221> DI SULFID
<222> (26).. (42)

<400> 20

Trp Ala Arg Leu Leu Gln Glu His Pro Asn Ala Arg Lys Tyr Lys Gly
1 5 10 15

Ala Asn Lys Lys Gly Leu Ser Lys Gly Cys Phe Gly Leu Lys Leu Asp
20 25 30

Arg Ile Gly Ser Met Ser Gly Leu Gly Cys
35 40

<210> 21
<211> 41
<212> PRT
<213> Artificial Sequence

<220>
<223> CNP-41

<220>
<221> DI SULFID
<222> (25).. (41)

<400> 21

Ala Arg Leu Leu Gln Glu His Pro Asn Ala Arg Lys Tyr Lys Gly Ala
1 5 10 15

Asn Lys Lys Gly Leu Ser Lys Gly Cys Phe Gly Leu Lys Leu Asp Arg
20 25 30

Ile Gly Ser Met Ser Gly Leu Gly Cys
35 40

<210> 22
<211> 40
<212> PRT
<213> Artificial Sequence

<220>
<223> CNP-40

<220>
<221> DI SULFID
<222> (24).. (40)

<400> 22

Arg Leu Leu Gln Glu His Pro Asn Ala Arg Lys Tyr Lys Gly Ala Asn
1 5 10 15

Lys Lys Gly Leu Ser Lys Gly Cys Phe Gly Leu Lys Leu Asp Arg Ile
20 25 30

Gly Ser Met Ser Gly Leu Gly Cys
35 40

<210> 23
<211> 39
<212> PRT
<213> Arti fici al Sequence

<220>
<223> CNP-39

<220>
<221> DI SULFID
<222> (23).. (39)

<400> 23

Leu Leu Gln Glu His Pro Asn Ala Arg Lys Tyr Lys Gly Ala Asn Lys
1 5 10 15

Lys Gly Leu Ser Lys Gly Cys Phe Gly Leu Lys Leu Asp Arg Ile Gly
20 25 30

Ser Met Ser Gly Leu Gly Cys
35

<210> 24
<211> 38
<212> PRT
<213> Arti fici al Sequence

<220>
<223> CNP-38

<220>
<221> DI SULFID
<222> (22).. (38)

<400> 24

Leu Gln Glu His Pro Asn Ala Arg Lys Tyr Lys Gly Ala Asn Lys Lys
1 5 10 15

Gly Leu Ser Lys Gly Cys Phe Gly Leu Lys Leu Asp Arg Ile Gly Ser
20 25 30

Met Ser Gly Leu Gly Cys
35

<210> 25
<211> 37
<212> PRT
<213> Arti f i c i a l Sequence

<220>
<223> CNP-37

<220>
<221> DI SULFI D
<222> (21).. (37)

<400> 25

Gln Glu His Pro Asn Ala Arg Lys Tyr Lys Gly Ala Asn Lys Lys Gly
1 5 10 15

Leu Ser Lys Gly Cys Phe Gly Leu Lys Leu Asp Arg Ile Gly Ser Met
20 25 30

Ser Gly Leu Gly Cys
35

<210> 26
<211> 37
<212> PRT
<213> Arti f i c i a l Sequence

<220>
<223> CNP-37 mi t Q1pQ (pQ = pyrogl utamate)

<220>
<221> MI SC_FEATURE
<222> (1).. (1)
<223> X = pyrogl utamate

<220>
<221> DI SULFI D
<222> (21).. (37)

<400> 26

Xaa Glu His Pro Asn Ala Arg Lys Tyr Lys Gly Ala Asn Lys Lys Gly
1 5 10 15

Leu Ser Lys Gly Cys Phe Gly Leu Lys Leu Asp Arg Ile Gly Ser Met
20 25 30

Ser Gly Leu Gly Cys
35

<210> 27
<211> 38
<212> PRT

<213> Arti fi ci al Sequence

<220>

<223> G-CNP-37

<220>

<221> DI SULFI D

<222> (22).. (38)

<400> 27

Gly Gln Glu His Pro Asn Ala Arg Lys Tyr Lys Gly Ala Asn Lys Lys
1 5 10 15

Gly Leu Ser Lys Gly Cys Phe Gly Leu Lys Leu Asp Arg Ile Gly Ser
20 25 30

Met Ser Gly Leu Gly Cys
35

<210> 28

<211> 38

<212> PRT

<213> Arti fi ci al Sequence

<220>

<223> P-CNP-37

<220>

<221> DI SULFI D

<222> (22).. (38)

<400> 28

Pro Gln Glu His Pro Asn Ala Arg Lys Tyr Lys Gly Ala Asn Lys Lys
1 5 10 15

Gly Leu Ser Lys Gly Cys Phe Gly Leu Lys Leu Asp Arg Ile Gly Ser
20 25 30

Met Ser Gly Leu Gly Cys
35

<210> 29

<211> 38

<212> PRT

<213> Arti fi ci al Sequence

<220>

<223> M-CNP-37

<220>

<221> DI SULFI D

<222> (22).. (38)

<400> 29

Met Gln Glu His Pro Asn Ala Arg Lys Tyr Lys Gly Ala Asn Lys Lys
1 5 10 15

eol f-othd-000003

Gly Leu Ser Lys Gly Cys Phe Gly Leu Lys Leu Asp Arg Ile Gly Ser
20 25 30

Met Ser Gly Leu Gly Cys
35

<210> 30
<211> 39
<212> PRT
<213> Artificial Sequence

<220>
<223> PG-CNP-37

<220>
<221> DI SULFID
<222> (23).. (39)

<400> 30

Pro Gly Gln Glu His Pro Asn Ala Arg Lys Tyr Lys Gly Ala Asn Lys
1 5 10 15

Lys Gly Leu Ser Lys Gly Cys Phe Gly Leu Lys Leu Asp Arg Ile Gly
20 25 30

Ser Met Ser Gly Leu Gly Cys
35

<210> 31
<211> 39
<212> PRT
<213> Artificial Sequence

<220>
<223> MG-CNP-37

<220>
<221> DI SULFID
<222> (23).. (39)

<400> 31

Met Gly Gln Glu His Pro Asn Ala Arg Lys Tyr Lys Gly Ala Asn Lys
1 5 10 15

Lys Gly Leu Ser Lys Gly Cys Phe Gly Leu Lys Leu Asp Arg Ile Gly
20 25 30

Ser Met Ser Gly Leu Gly Cys
35

<210> 32
<211> 37
<212> PRT
<213> Artificial Sequence

eol f-othd-000003

<220>
<223> CNP-37 M32N

<220>
<221> DI SULFID
<222> (21).. (37)

<400> 32

Gln Glu His Pro Asn Ala Arg Lys Tyr Lys Gly Ala Asn Lys Lys Gly
1 5 10 15

Leu Ser Lys Gly Cys Phe Gly Leu Lys Leu Asp Arg Ile Gly Ser Asn
20 25 30

Ser Gly Leu Gly Cys
35

<210> 33
<211> 38
<212> PRT
<213> Arti fici al Sequence

<220>
<223> G-CNP-37 M32N

<220>
<221> DI SULFID
<222> (22).. (38)

<400> 33

Gly Gln Glu His Pro Asn Ala Arg Lys Tyr Lys Gly Ala Asn Lys Lys
1 5 10 15

Gly Leu Ser Lys Gly Cys Phe Gly Leu Lys Leu Asp Arg Ile Gly Ser
20 25 30

Asn Ser Gly Leu Gly Cys
35

<210> 34
<211> 38
<212> PRT
<213> Arti fici al Sequence

<220>
<223> G-CNP-37 K14Q

<220>
<221> DI SULFID
<222> (22).. (38)

<400> 34

Gly Gln Glu His Pro Asn Ala Arg Lys Tyr Lys Gly Ala Asn Gln Lys
1 5 10 15

eol f-othd-000003

Gly Leu Ser Lys Gly Cys Phe Gly Leu Lys Leu Asp Arg Ile Gly Ser
20 25 30

Met Ser Gly Leu Gly Cys
35

<210> 35
<211> 38
<212> PRT
<213> Artificial Sequence

<220>
<223> G-CNP-37 K14P

<220>
<221> DI SULFID
<222> (22)..(38)

<400> 35

Gly Gln Glu His Pro Asn Ala Arg Lys Tyr Lys Gly Ala Asn Pro Lys
1 5 10 15

Gly Leu Ser Lys Gly Cys Phe Gly Leu Lys Leu Asp Arg Ile Gly Ser
20 25 30

Met Ser Gly Leu Gly Cys
35

<210> 36
<211> 37
<212> PRT
<213> Artificial Sequence

<220>
<223> G-CNP-37 K14Q, deletion of amino acid 15

<220>
<221> DI SULFID
<222> (21)..(37)

<400> 36

Gly Gln Glu His Pro Asn Ala Arg Lys Tyr Lys Gly Ala Asn Gln Gly
1 5 10 15

Leu Ser Lys Gly Cys Phe Gly Leu Lys Leu Asp Arg Ile Gly Ser Met
20 25 30

Ser Gly Leu Gly Cys
35

<210> 37
<211> 38
<212> PRT
<213> Artificial Sequence

eol f-othd-000003

<220>
<223> G-CNP-37 K14Q, K15Q

<220>
<221> DI SULFID
<222> (22).. (38)

<400> 37

Gly Gln Glu His Pro Asn Ala Arg Lys Tyr Lys Gly Ala Asn Gln Gln
1 5 10 15

Gly Leu Ser Lys Gly Cys Phe Gly Leu Lys Leu Asp Arg Ile Gly Ser
20 25 30

Met Ser Gly Leu Gly Cys
35

<210> 38
<211> 36
<212> PRT
<213> Arti f i c i a l Sequence

<220>
<223> CNP-36

<220>
<221> DI SULFID
<222> (20).. (36)

<400> 38

Glu His Pro Asn Ala Arg Lys Tyr Lys Gly Ala Asn Lys Lys Gly Leu
1 5 10 15

Ser Lys Gly Cys Phe Gly Leu Lys Leu Asp Arg Ile Gly Ser Met Ser
20 25 30

Gly Leu Gly Cys
35

<210> 39
<211> 35
<212> PRT
<213> Arti f i c i a l Sequence

<220>
<223> CNP-35

<220>
<221> DI SULFID
<222> (19).. (35)

<400> 39

His Pro Asn Ala Arg Lys Tyr Lys Gly Ala Asn Lys Lys Gly Leu Ser
1 5 10 15

eol f-othd-000003

Lys Gly Cys Phe Gly Leu Lys Leu Asp Arg Ile Gly Ser Met Ser Gly
20 25 30

Leu Gly Cys
35

<210> 40
<211> 34
<212> PRT
<213> Arti f i c i a l Sequence

<220>
<223> CNP-34

<220>
<221> DI SULFID
<222> (18).. (34)

<400> 40

Pro Asn Ala Arg Lys Tyr Lys Gly Ala Asn Lys Lys Gly Leu Ser Lys
1 5 10 15

Gly Cys Phe Gly Leu Lys Leu Asp Arg Ile Gly Ser Met Ser Gly Leu
20 25 30

Gly Cys

<210> 41
<211> 33
<212> PRT
<213> Arti f i c i a l Sequence

<220>
<223> CNP-33

<220>
<221> DI SULFID
<222> (17).. (33)

<400> 41

Asn Ala Arg Lys Tyr Lys Gly Ala Asn Lys Lys Gly Leu Ser Lys Gly
1 5 10 15

Cys Phe Gly Leu Lys Leu Asp Arg Ile Gly Ser Met Ser Gly Leu Gly
20 25 30

Cys

<210> 42
<211> 32
<212> PRT
<213> Arti f i c i a l Sequence

<220>

<223> CNP-32

<220>

<221> DI SULFID

<222> (16)..(32)

<400> 42

Al a Arg Lys Tyr Lys Gly Al a Asn Lys Lys Gly Leu Ser Lys Gly Cys
1 5 10 15

Phe Gly Leu Lys Leu Asp Arg Ile Gly Ser Met Ser Gly Leu Gly Cys
20 25 30

<210> 43

<211> 31

<212> PRT

<213> Arti fici al Sequence

<220>

<223> CNP-31

<220>

<221> DI SULFID

<222> (15)..(31)

<400> 43

Arg Lys Tyr Lys Gly Al a Asn Lys Lys Gly Leu Ser Lys Gly Cys Phe
1 5 10 15

Gly Leu Lys Leu Asp Arg Ile Gly Ser Met Ser Gly Leu Gly Cys
20 25 30

<210> 44

<211> 30

<212> PRT

<213> Arti fici al Sequence

<220>

<223> CNP-30

<220>

<221> DI SULFID

<222> (14)..(30)

<400> 44

Lys Tyr Lys Gly Al a Asn Lys Lys Gly Leu Ser Lys Gly Cys Phe Gly
1 5 10 15

Leu Lys Leu Asp Arg Ile Gly Ser Met Ser Gly Leu Gly Cys
20 25 30

<210> 45

<211> 29

<212> PRT

<213> Arti fici al Sequence

eol f-othd-000003

<220>
<223> CNP-29

<220>
<221> DI SULFID
<222> (13)..(29)

<400> 45

Tyr Lys Gly Ala Asn Lys Lys Gly Leu Ser Lys Gly Cys Phe Gly Leu
1 5 10 15

Lys Leu Asp Arg Ile Gly Ser Met Ser Gly Leu Gly Cys
20 25

<210> 46
<211> 28
<212> PRT
<213> Artificial Sequence

<220>
<223> CNP-28

<220>
<221> DI SULFID
<222> (12)..(28)

<400> 46

Lys Gly Ala Asn Lys Lys Gly Leu Ser Lys Gly Cys Phe Gly Leu Lys
1 5 10 15

Leu Asp Arg Ile Gly Ser Met Ser Gly Leu Gly Cys
20 25

<210> 47
<211> 38
<212> PRT
<213> Artificial Sequence

<220>
<223> GHKSEVAHRF-CNP-28

<220>
<221> DI SULFID
<222> (22)..(38)

<400> 47

Gly His Lys Ser Glu Val Ala His Arg Phe Lys Gly Ala Asn Lys Lys
1 5 10 15

Gly Leu Ser Lys Gly Cys Phe Gly Leu Lys Leu Asp Arg Ile Gly Ser
20 25 30

Met Ser Gly Leu Gly Cys
35

eol f-othd-000003

<210> 48
<211> 27
<212> PRT
<213> Arti fi ci al Sequence

<220>
<223> CNP-27

<220>
<221> DI SULFI D
<222> (11)..(27)

<400> 48

Gly Ala Asn Lys Lys Gly Leu Ser Lys Gly Cys Phe Gly Leu Lys Leu
1 5 10 15

Asp Arg Ile Gly Ser Met Ser Gly Leu Gly Cys
20 25

<210> 49
<211> 27
<212> PRT
<213> Arti fi ci al Sequence

<220>
<223> CNP-27 K4Q, K5Q

<220>
<221> DI SULFI D
<222> (11)..(27)

<400> 49

Gly Ala Asn Gln Gln Gly Leu Ser Lys Gly Cys Phe Gly Leu Lys Leu
1 5 10 15

Asp Arg Ile Gly Ser Met Ser Gly Leu Gly Cys
20 25

<210> 50
<211> 27
<212> PRT
<213> Arti fi ci al Sequence

<220>
<223> CNP-27 K4R, K5R

<220>
<221> DI SULFI D
<222> (11)..(27)

<400> 50

Gly Ala Asn Arg Arg Gly Leu Ser Lys Gly Cys Phe Gly Leu Lys Leu
1 5 10 15

Asp Arg Ile Gly Ser Met Ser Gly Leu Gly Cys
20 25

eol f-ohtd-000003

<210> 51
<211> 27
<212> PRT
<213> Artificial Sequence

<220>
<223> CNP-27 K4P, K5R

<220>
<221> DI SULFID
<222> (11)..(27)

<400> 51

Gly Ala Asn Pro Arg Gly Leu Ser Lys Gly Cys Phe Gly Leu Lys Leu
1 5 10 15

Asp Arg Ile Gly Ser Met Ser Gly Leu Gly Cys
20 25

<210> 52
<211> 27
<212> PRT
<213> Artificial Sequence

<220>
<223> CNP-27 K4S, K5S

<220>
<221> DI SULFID
<222> (11)..(27)

<400> 52

Gly Ala Asn Ser Ser Gly Leu Ser Lys Gly Cys Phe Gly Leu Lys Leu
1 5 10 15

Asp Arg Ile Gly Ser Met Ser Gly Leu Gly Cys
20 25

<210> 53
<211> 30
<212> PRT
<213> Artificial Sequence

<220>
<223> GAN-CNP-27 K4P, K5R

<220>
<221> DI SULFID
<222> (14)..(30)

<400> 53

Gly Ala Asn Gly Ala Asn Pro Arg Gly Leu Ser Arg Gly Cys Phe Gly
1 5 10 15

Leu Lys Leu Asp Arg Ile Gly Ser Met Ser Gly Leu Gly Cys
20 25 30

<210> 54
<211> 27
<212> PRT
<213> Artificial Sequence

<220>
<223> CNP-27 K4R, K5R, K9R

<220>
<221> DISULFID
<222> (11)..(27)

<400> 54

Gly Ala Asn Arg Arg Gly Leu Ser Arg Gly Cys Phe Gly Leu Lys Leu
1 5 10 15

Asp Arg Ile Gly Ser Met Ser Gly Leu Gly Cys
20 25

<210> 55
<211> 27
<212> PRT
<213> Artificial Sequence

<220>
<223> CNP-27 K4R, K5R, K9R, M22N

<220>
<221> DISULFID
<222> (11)..(27)

<400> 55

Gly Ala Asn Arg Arg Gly Leu Ser Arg Gly Cys Phe Gly Leu Lys Leu
1 5 10 15

Asp Arg Ile Gly Ser Asn Ser Gly Leu Gly Cys
20 25

<210> 56
<211> 28
<212> PRT
<213> Artificial Sequence

<220>
<223> P-CNP-27 K4R, K5R, K9R

<220>
<221> DISULFID
<222> (12)..(28)

<400> 56

Pro Gly Ala Asn Arg Arg Gly Leu Ser Arg Gly Cys Phe Gly Leu Lys
1 5 10 15

Leu Asp Arg Ile Gly Ser Met Ser Gly Leu Gly Cys
Page 22

20

eol f-othd-000003
25

<210> 57
<211> 28
<212> PRT
<213> Arti f i c i a l Sequence

<220>
<223> M-CNP-27 K4R, K5R, K9R

<220>
<221> DI SULFI D
<222> (12).. (28)

<400> 57

Met Gly Ala Asn Arg Arg Gly Leu Ser Arg Gly Cys Phe Gly Leu Lys
1 5 10 15

Leu Asp Arg Ile Gly Ser Met Ser Gly Leu Gly Cys
20 25

<210> 58
<211> 38
<212> PRT
<213> Arti f i c i a l Sequence

<220>
<223> Human Serum Al b u m i n e Fragment - CNP-27

<220>
<221> DI SULFI D
<222> (22).. (38)

<400> 58

Gly His Lys Ser Glu Val Ala His Arg Phe Lys Gly Ala Asn Lys Lys
1 5 10 15

Gly Leu Ser Lys Gly Cys Phe Gly Leu Lys Leu Asp Arg Ile Gly Ser
20 25 30

Met Ser Gly Leu Gly Cys
35

<210> 59
<211> 38
<212> PRT
<213> Arti f i c i a l Sequence

<220>
<223> Human Serum Al b u m i n e Fragment - CNP-27 M22N

<220>
<221> DI SULFI D
<222> (22).. (38)

<400> 59

eol f-othd-000003

Gly His Lys Ser Glu Val Ala His Arg Phe Lys Gly Ala Asn Lys Lys
1 5 10 15

Gly Leu Ser Lys Gly Cys Phe Gly Leu Lys Leu Asp Arg Ile Gly Ser
20 25 30

Asn Ser Gly Leu Gly Cys
35

<210> 60
<211> 39
<212> PRT
<213> Artificial Sequence

<220>
<223> methionine - Human Serum Albumine Fragment - CNP-27

<220>
<221> DI SULFID
<222> (23)..(39)

<400> 60

Met Gly His Lys Ser Glu Val Ala His Arg Phe Lys Gly Ala Asn Lys
1 5 10 15

Lys Gly Leu Ser Lys Gly Cys Phe Gly Leu Lys Leu Asp Arg Ile Gly
20 25 30

Ser Met Ser Gly Leu Gly Cys
35

<210> 61
<211> 39
<212> PRT
<213> Artificial Sequence

<220>
<223> proline - Human Serum Albumine Fragment - CNP-27

<220>
<221> DI SULFID
<222> (23)..(39)

<400> 61

Pro Gly His Lys Ser Glu Val Ala His Arg Phe Lys Gly Ala Asn Lys
1 5 10 15

Lys Gly Leu Ser Lys Gly Cys Phe Gly Leu Lys Leu Asp Arg Ile Gly
20 25 30

Ser Met Ser Gly Leu Gly Cys
35

<210> 62
<211> 26

eol f-othd-000003

<212> PRT
<213> Arti fi ci al Sequence

<220>
<223> CNP-26

<220>
<221> DI SULFI D
<222> (10).. (26)

<400> 62

Al a Asn Lys Lys Gly Leu Ser Lys Gly Cys Phe Gly Leu Lys Leu Asp
1 5 10 15

Arg Ile Gly Ser Met Ser Gly Leu Gly Cys
20 25

<210> 63
<211> 25
<212> PRT
<213> Arti fi ci al Sequence

<220>
<223> CNP-25

<220>
<221> DI SULFI D
<222> (9).. (25)

<400> 63

Asn Lys Lys Gly Leu Ser Lys Gly Cys Phe Gly Leu Lys Leu Asp Arg
1 5 10 15

Ile Gly Ser Met Ser Gly Leu Gly Cys
20 25

<210> 64
<211> 24
<212> PRT
<213> Arti fi ci al Sequence

<220>
<223> CNP-24

<220>
<221> DI SULFI D
<222> (8).. (24)

<400> 64

Lys Lys Gly Leu Ser Lys Gly Cys Phe Gly Leu Lys Leu Asp Arg Ile
1 5 10 15

Gly Ser Met Ser Gly Leu Gly Cys
20

<210> 65

eol f-othd-000003

<211> 23
<212> PRT
<213> Arti f i c i a l S e q u e n c e

<220>
<223> CNP-23

<220>
<221> DI S U L F I D
<222> (7) . . (2 3)

<400> 65

Lys Gly Leu Ser Lys Gly Cys Phe Gly Leu Lys Leu Asp Arg Ile Gly
1 5 10 15

Ser Met Ser Gly Leu Gly Cys
20

<210> 66
<211> 23
<212> PRT
<213> Arti f i c i a l S e q u e n c e

<220>
<223> R-CNP-22

<220>
<221> DI S U L F I D
<222> (7) . . (2 3)

<400> 66

Arg Gly Leu Ser Lys Gly Cys Phe Gly Leu Lys Leu Asp Arg Ile Gly
1 5 10 15

Ser Met Ser Gly Leu Gly Cys
20

<210> 67
<211> 24
<212> PRT
<213> Arti f i c i a l S e q u e n c e

<220>
<223> ER-CNP-22

<220>
<221> DI S U L F I D
<222> (8) . . (2 4)

<400> 67

Glu Arg Gly Leu Ser Lys Gly Cys Phe Gly Leu Lys Leu Asp Arg Ile
1 5 10 15

Gly Ser Met Ser Gly Leu Gly Cys
20

eol f-othd-000003

<210> 68
<211> 23
<212> PRT
<213> Arti fi ci al Sequence

<220>
<223> R-CNP-22 K4R

<220>
<221> DI SULFI D
<222> (7)..(23)

<400> 68

Arg Gly Leu Ser Arg Gly Cys Phe Gly Leu Lys Leu Asp Arg Ile Gly
1 5 10 15

Ser Met Ser Gly Leu Gly Cys
20

<210> 69
<211> 24
<212> PRT
<213> Arti fi ci al Sequence

<220>
<223> ER-CNP-22 4KR

<220>
<221> DI SULFI D
<222> (8)..(24)

<400> 69

Glu Arg Gly Leu Ser Arg Gly Cys Phe Gly Leu Lys Leu Asp Arg Ile
1 5 10 15

Gly Ser Met Ser Gly Leu Gly Cys
20

<210> 70
<211> 24
<212> PRT
<213> Arti fi ci al Sequence

<220>
<223> RR-CNP-22

<220>
<221> DI SULFI D
<222> (8)..(24)

<400> 70

Arg Arg Gly Leu Ser Arg Gly Cys Phe Gly Leu Lys Leu Asp Arg Ile
1 5 10 15

Gly Ser Met Ser Gly Leu Gly Cys
20

eol f-ohtd-000003

<210> 71
<211> 37
<212> PRT
<213> Artificial Sequence

<220>
<223> HRGP fragment - CNP-22

<220>
<221> DI SULFID
<222> (21)..(37)

<400> 71

Gly His His Ser His Glu Gln His Pro His Gly Ala Asn Gln Gln Gly
1 5 10 15

Leu Ser Lys Gly Cys Phe Gly Leu Lys Leu Asp Arg Ile Gly Ser Met
20 25 30

Ser Gly Leu Gly Cys
35

<210> 72
<211> 38
<212> PRT
<213> Artificial Sequence

<220>
<223> HRGP fragment - CNP-22

<220>
<221> DI SULFID
<222> (22)..(38)

<400> 72

Gly Ala His His Pro His Glu His Asp Thr His Gly Ala Asn Gln Gln
1 5 10 15

Gly Leu Ser Lys Gly Cys Phe Gly Leu Lys Leu Asp Arg Ile Gly Ser
20 25 30

Met Ser Gly Leu Gly Cys
35

<210> 73
<211> 37
<212> PRT
<213> Artificial Sequence

<220>
<223> HRGP fragment - CNP-22

<220>
<221> DI SULFID
<222> (21)..(37)

eol f-othd-000003

<400> 73

Gly His His Ser His Glu Gln His Pro His Gly Ala Asn Pro Arg Gly
1 5 10 15

Leu Ser Lys Gly Cys Phe Gly Leu Lys Leu Asp Arg Ile Gly Ser Met
20 25 30

Ser Gly Leu Gly Cys
35

<210> 74

<211> 36

<212> PRT

<213> Artificial Sequence

<220>

<223> IgG1(FC) fragment - CNP-22

<220>

<221> DI SULFID

<222> (20)..(36)

<400> 74

Gly Gln Pro Arg Glu Pro Gln Val Tyr Thr Leu Pro Pro Ser Gly Leu
1 5 10 15

Ser Lys Gly Cys Phe Gly Leu Lys Leu Asp Arg Ile Gly Ser Met Ser
20 25 30

Gly Leu Gly Cys
35

<210> 75

<211> 39

<212> PRT

<213> Artificial Sequence

<220>

<223> Human Serum Albumine - CNP-22

<220>

<221> DI SULFID

<222> (23)..(39)

<400> 75

Gly Gln His Lys Asp Asp Asn Pro Asn Leu Pro Arg Gly Ala Asn Pro
1 5 10 15

Arg Gly Leu Ser Lys Gly Cys Phe Gly Leu Lys Leu Asp Arg Ile Gly
20 25 30

Ser Met Ser Gly Leu Gly Cys
35

eol f-othd-000003

<210> 76
<211> 37
<212> PRT
<213> Arti f i c i a l Sequence

<220>
<223> Human Serum Al b u m i n e - CNP-22

<220>
<221> DI SULFI D
<222> (21).. (37)

<400> 76

Gly Glu Arg Ala Phe Lys Ala Trp Ala Val Ala Arg Leu Ser Gln Gly
1 5 10 15
Leu Ser Lys Gly Cys Phe Gly Leu Lys Leu Asp Arg Ile Gly Ser Met
20 25 30
Ser Gly Leu Gly Cys
35

<210> 77
<211> 35
<212> PRT
<213> Arti f i c i a l Sequence

<220>
<223> osteocrin NPR C i n h i b i t o r fragment - CNP-22

<220>
<221> DI SULFI D
<222> (19).. (35)

<400> 77

Phe Gly Ile Pro Met Asp Arg Ile Gly Arg Asn Pro Arg Gly Leu Ser
1 5 10 15
Lys Gly Cys Phe Gly Leu Lys Leu Asp Arg Ile Gly Ser Met Ser Gly
20 25 30
Leu Gly Cys
35

<210> 78
<211> 40
<212> PRT
<213> Arti f i c i a l Sequence

<220>
<223> FGF2 heparin-bi n d i n g domai n fragment - CNP-22

<220>
<221> DI SULFI D
<222> (24).. (40)

<400> 78

eol f-othd-000003

Gly Lys Arg Thr Gly Gln Tyr Lys Leu Gly Ser Lys Thr Gly Pro Gly
1 5 10 15

Pro Lys Gly Leu Ser Lys Gly Cys Phe Gly Leu Lys Leu Asp Arg Ile
20 25 30

Gly Ser Met Ser Gly Leu Gly Cys
35 40

<210> 79
<211> 37
<212> PRT
<213> Artificial Sequence

<220>
<223> IgG1(FC) fragment - CNP-22 K4R

<220>
<221> DI SULFID
<222> (21)..(37)

<400> 79

Gly Gln Pro Arg Glu Pro Gln Val Tyr Thr Gly Ala Asn Gln Gln Gly
1 5 10 15

Leu Ser Arg Gly Cys Phe Gly Leu Lys Leu Asp Arg Ile Gly Ser Met
20 25 30

Ser Gly Leu Gly Cys
35

<210> 80
<211> 36
<212> PRT
<213> Artificial Sequence

<220>
<223> Human Serum Albumine fragment - CNP-22 K4R

<220>
<221> DI SULFID
<222> (20)..(36)

<400> 80

Gly Val Pro Gln Val Ser Thr Ser Thr Gly Ala Asn Gln Gln Gly Leu
1 5 10 15

Ser Arg Gly Cys Phe Gly Leu Lys Leu Asp Arg Ile Gly Ser Met Ser
20 25 30

Gly Leu Gly Cys
35

<210> 81

eol f-ohtd-000003

<211> 37
<212> PRT
<213> Arti f i c i a l Sequence

<220>
<223> fi bronecti n fragment - CNP-22

<220>
<221> DI SULFI D
<222> (21).. (37)

<400> 81

Gly Gln Pro Ser Ser Ser Ser Gln Ser Thr Gly Ala Asn Gln Gln Gly
1 5 10 15

Leu Ser Arg Gly Cys Phe Gly Leu Lys Leu Asp Arg Ile Gly Ser Met
20 25 30

Ser Gly Leu Gly Cys
35

<210> 82
<211> 37
<212> PRT
<213> Arti f i c i a l Sequence

<220>
<223> fi bronecti n fragment - CNP-22 K4R

<220>
<221> DI SULFI D
<222> (21).. (37)

<400> 82

Gly Gln Thr His Ser Ser Gly Thr Gln Ser Gly Ala Asn Gln Gln Gly
1 5 10 15

Leu Ser Arg Gly Cys Phe Gly Leu Lys Leu Asp Arg Ile Gly Ser Met
20 25 30

Ser Gly Leu Gly Cys
35

<210> 83
<211> 37
<212> PRT
<213> Arti f i c i a l Sequence

<220>
<223> fi bronecti n fragment - CNP-22 K4R

<220>
<221> DI SULFI D
<222> (21).. (37)

<400> 83

eol f-othd-000003

Gly Ser Thr Gly Gln Trp His Ser Glu Ser Gly Ala Asn Gln Gln Gly
1 5 10 15

Leu Ser Arg Gly Cys Phe Gly Leu Lys Leu Asp Arg Ile Gly Ser Met
20 25 30

Ser Gly Leu Gly Cys
35

<210> 84
<211> 37
<212> PRT
<213> Artificial Sequence

<220>
<223> zinc finger fragment - CNP-22 K4R

<220>
<221> DI SULFID
<222> (21)..(37)

<400> 84

Gly Ser Ser Ser Ser Ser Ser Ser Ser Ser Gly Ala Asn Gln Gln Gly
1 5 10 15

Leu Ser Arg Gly Cys Phe Gly Leu Lys Leu Asp Arg Ile Gly Ser Met
20 25 30

Ser Gly Leu Gly Cys
35

<210> 85
<211> 21
<212> PRT
<213> Artificial Sequence

<220>
<223> CNP-21

<220>
<221> DI SULFID
<222> (5)..(21)

<400> 85

Leu Ser Lys Gly Cys Phe Gly Leu Lys Leu Asp Arg Ile Gly Ser Met
1 5 10 15

Ser Gly Leu Gly Cys
20

<210> 86
<211> 20
<212> PRT
<213> Artificial Sequence

<220>

<223> CNP-20

<220>

<221> DI SULFID
<222> (4) . . (20)

<400> 86

Ser Lys Gly Cys Phe Gly Leu Lys Leu Asp Arg Ile Gly Ser Met Ser
1 5 10 15

Gly Leu Gly Cys
20

<210> 87

<211> 19

<212> PRT

<213> Arti fi ci al Sequence

<220>

<223> CNP-19

<220>

<221> DI SULFID
<222> (3) . . (19)

<400> 87

Lys Gly Cys Phe Gly Leu Lys Leu Asp Arg Ile Gly Ser Met Ser Gly
1 5 10 15

Leu Gly Cys

<210> 88

<211> 18

<212> PRT

<213> Arti fi ci al Sequence

<220>

<223> CNP-18

<220>

<221> DI SULFID
<222> (2) . . (18)

<400> 88

Gly Cys Phe Gly Leu Lys Leu Asp Arg Ile Gly Ser Met Ser Gly Leu
1 5 10 15

Gly Cys

<210> 89

<211> 17

<212> PRT

<213> Arti fi ci al Sequence

eol f-othd-000003

<220>
<223> CNP-17

<220>
<221> DI SULFID
<222> (1)..(17)

<400> 89

Cys Phe Gly Leu Lys Leu Asp Arg Ile Gly Ser Met Ser Gly Leu Gly
1 5 10 15

Cys

<210> 90
<211> 32
<212> PRT
<213> Artificial Sequence

<220>
<223> BNP fragment - CNP-17 - BNP- fragment

<220>
<221> DI SULFID
<222> (10)..(26)

<400> 90

Ser Pro Lys Met Val Gln Gly Ser Gly Cys Phe Gly Leu Lys Leu Asp
1 5 10 15

Arg Ile Gly Ser Met Ser Gly Leu Gly Cys Lys Val Leu Arg Arg His
20 25 30

<210> 91
<211> 38
<212> PRT
<213> Artificial Sequence

<220>
<223> CNP-38 L1G

<220>
<221> DI SULFID
<222> (22)..(38)

<400> 91

Gly Gln Glu His Pro Asn Ala Arg Lys Tyr Lys Gly Ala Asn Lys Lys
1 5 10 15

Gly Leu Ser Lys Gly Cys Phe Gly Leu Lys Leu Asp Arg Ile Gly Ser
20 25 30

Met Ser Gly Leu Gly Cys
35

eol f-othd-000003

<210> 92
<211> 37
<212> PRT
<213> Artificial Sequence

<220>
<223> Ac-CNP-37

<220>
<221> MOD_RES
<222> (1)..(1)
<223> ACETYLATION

<220>
<221> DI_SULFID
<222> (21)..(37)

<400> 92

Gln Glu His Pro Asn Ala Arg Lys Tyr Lys Gly Ala Asn Lys Lys Gly
1 5 10 15

Leu Ser Lys Gly Cys Phe Gly Leu Lys Leu Asp Arg Ile Gly Ser Met
20 25 30

Ser Gly Leu Gly Cys
35

<210> 93
<211> 37
<212> PRT
<213> Artificial Sequence

<220>
<223> CNP-37, Xaa = K or R, with the provision that at least one Xaa is R

<220>
<221> MISC_FEATURE
<222> (8)..(8)
<223> Xaa = Lys, Arg, Pro, Ser or Gln, with the provision that at least one of amino acids 8, 10, 14, 15, 19 or 25 is selected from the group consisting of Arg, Pro, Ser and Gln

<220>
<221> MISC_FEATURE
<222> (10)..(10)
<223> Xaa = Lys, Arg, Pro, Ser or Gln, with the provision that at least one of amino acids 8, 10, 14, 15, 19 or 25 is selected from the group consisting of Arg, Pro, Ser and Gln

<220>
<221> MISC_FEATURE
<222> (14)..(14)
<223> Xaa = Lys, Arg, Pro, Ser or Gln, with the provision that at least one of amino acids 8, 10, 14, 15, 19 or 25 is selected from the group consisting of Arg, Pro, Ser and Gln

<220>
<221> MISC_FEATURE
<222> (15)..(15)
<223> Xaa = Lys, Arg, Pro, Ser or Gln, with the provision that at least one of amino acids 8, 10, 14, 15, 19 or 25 is selected from the

<221> DI SULFID
 <222> (21).. (37)

<220>

<221> MI SC_FEATURE
 <222> (25).. (25)

<223> X is selected from the group consisting of Lys, Arg, Pro, Ser and Gln, with the provision that at least one of the amino acids at position 14, 15, 19 and 25 is selected from the group consisting of Arg, Pro, Ser and Gln

<400> 94

Gln Glu His Pro Asn Ala Arg Lys Tyr Lys Gly Ala Asn Xaa Xaa Gly
 1 5 10 15

Leu Ser Xaa Gly Cys Phe Gly Leu Xaa Leu Asp Arg Ile Gly Ser Met
 20 25 30

Ser Gly Leu Gly Cys
 35

<210> 95
 <211> 37
 <212> PRT
 <213> Arti ficial Sequence

<220>
 <223> mutated CNP-37

<220>

<221> MI SC_FEATURE
 <222> (14).. (15)

<223> Xaa Xaa is selected from the group consisting of Lys Arg, Arg Lys, Lys Pro, Pro Lys, Ser Ser, Arg Ser, Ser Arg, Gln Lys, Gln Arg, Lys Gln, Arg Gln, Arg Arg and Gln Gln

<220>
 <221> DI SULFID
 <222> (21).. (37)

<400> 95

Gln Glu His Pro Asn Ala Arg Lys Tyr Lys Gly Ala Asn Xaa Xaa Gly
 1 5 10 15

Leu Ser Lys Gly Cys Phe Gly Leu Lys Leu Asp Arg Ile Gly Ser Met
 20 25 30

Ser Gly Leu Gly Cys
 35

<210> 96
 <211> 15
 <212> PRT
 <213> Homo sapiens

<400> 96

Phe Gly Leu Lys Leu Asp Arg Ile Gly Ser Met Ser Gly Leu Gly
 1 5 10 15

<210> 97
<211> 20
<212> PRT
<213> Arti fi ci al Sequence

<220>
<223> Arti fi ci al random coi l

<400> 97

Gly Gly Pro Gly Gly Pro Gly Pro Gly Gly Pro Gly Gly Pro Gly Pro
1 5 10 15

Gly Gly Pro Gly
20

<210> 98
<211> 13
<212> PRT
<213> Arti fi ci al Sequence

<220>
<223> NPR-C i nhi bi tor

<400> 98

Phe Gly Ile Pro Met Asp Arg Ile Gly Arg Asn Pro Arg
1 5 10