



US00D467855S

(12) **United States Design Patent** (10) **Patent No.:** **US D467,855 S**
Laengerer (45) **Date of Patent:** **** Dec. 31, 2002**

(54) **FRONT FACE OF A VEHICLE WHEEL**

(75) Inventor: **Marcus Laengerer, Renningen (DE)**

(73) Assignee: **DaimlerChrysler AG, Stuttgart (DE)**

(**) Term: **14 Years**

(21) Appl. No.: **29/144,670**

(22) Filed: **Jul. 10, 2001**

(30) **Foreign Application Priority Data**

Jan. 11, 2001 (DE) 4 01 00 131

(51) **LOC (7) Cl.** **12-16**

(52) **U.S. Cl.** **D12/209**

(58) **Field of Search** D12/204-211;
301/37.101, 64.101, 65

(56) **References Cited**

U.S. PATENT DOCUMENTS

D267,564 S	*	1/1983	Wright	D12/211
D361,547 S	*	8/1995	Weld	D12/211
D379,612 S	*	6/1997	Honarkhah	D12/209
D380,432 S	*	7/1997	Hettler	D12/209
D384,025 S	*	9/1997	Roesianto	D12/209
D384,320 S	*	9/1997	Bhambra	D12/209
D398,573 S	*	9/1998	Cattaneo	D12/211
D403,289 S	*	12/1998	Watanabe	D12/209
D407,052 S	*	3/1999	Kelley	D12/209
D407,364 S	*	3/1999	Fisker	D12/209
D408,343 S	*	4/1999	Sacco et al.	D12/209
D412,692 S	*	8/1999	Hussaini	D12/209
D421,417 S	*	3/2000	Weidhase	D12/209
D422,258 S	*	4/2000	Hale, Jr.	D12/211
D428,846 S	*	8/2000	Yoshida et al.	D12/211
D432,974 S	*	10/2000	Jablonski	D12/211
D433,374 S	*	11/2000	Wang	D12/209
D433,659 S	*	11/2000	Frizzi	D12/211
D437,819 S	*	2/2001	Brown et al.	D12/209

D437,821 S	*	2/2001	Frohlich	D12/211
D438,505 S	*	3/2001	McMath	D12/211
D447,727 S	*	9/2001	Laengerer	D12/209
D449,028 S	*	10/2001	Weidhase	D12/209
D450,647 S	*	11/2001	Pfeiffer	D12/211
D450,650 S	*	11/2001	Cinibulk	D12/211
D452,839 S	*	1/2002	Muth et al.	D12/209
D454,105 S	*	3/2002	Pfeiffer	D12/209
D454,527 S	*	3/2002	Bhambra	D12/209
D455,993 S	*	4/2002	Ayoub et al.	D12/211
D456,333 S	*	4/2002	Pollmann	D12/211
D457,478 S	*	5/2002	Minamisawa	D12/211
D458,204 S	*	6/2002	Kataoka	D12/209
D458,571 S	*	6/2002	Maifrini	D12/209
D458,572 S	*	6/2002	Fitzgerald	D12/209
D458,887 S	*	6/2002	Kataoka	D12/209
D459,689 S	*	7/2002	Hieke	D12/211
D460,037 S	*	7/2002	Takechi	D12/211

* cited by examiner

Primary Examiner—Stacia Cadmus

(74) *Attorney, Agent, or Firm*—Crowell & Moring LLP

(57) **CLAIM**

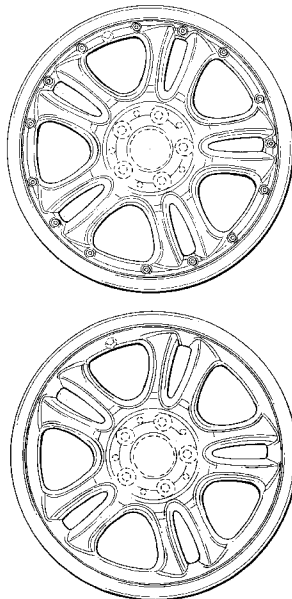
The ornamental design for a front face of a vehicle wheel, as shown and described.

DESCRIPTION

FIG. 1 is a front view of a first embodiment of a front face of a vehicle wheel according to my novel design; FIG. 2 is a perspective view of the first embodiment of the front face of a vehicle wheel according to my novel design; FIG. 3 is a front view of a second embodiment of the front face of a vehicle wheel according to my novel design; and, FIG. 4 is a perspective view of the second embodiment of the front face of a vehicle wheel according to my novel design.

The dash lines included depict environment and are not part of the claimed design.

1 Claim, 2 Drawing Sheets



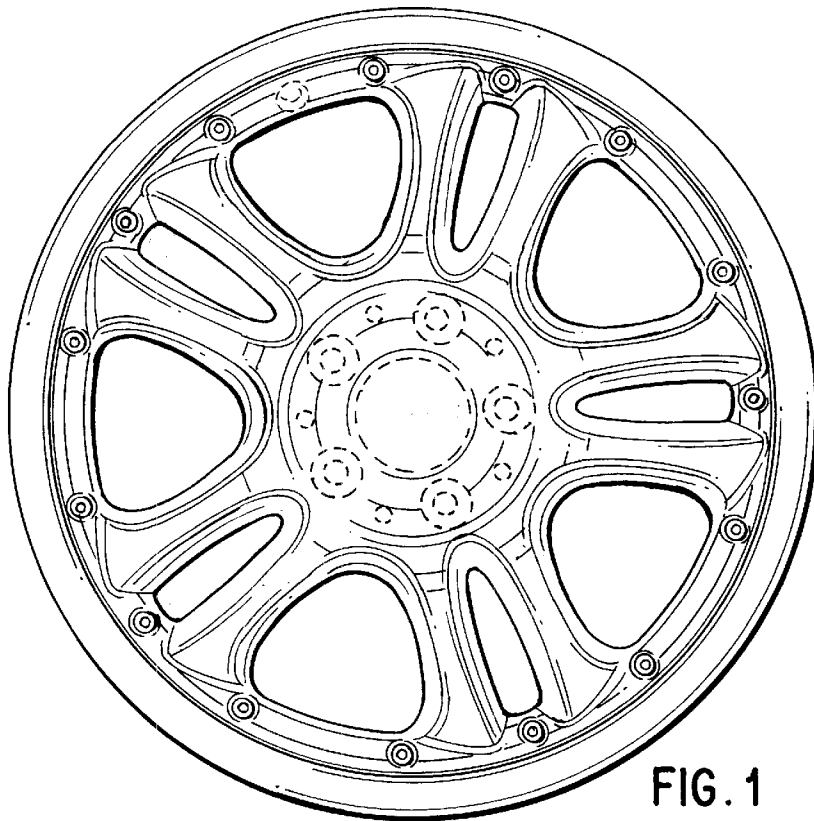


FIG. 1

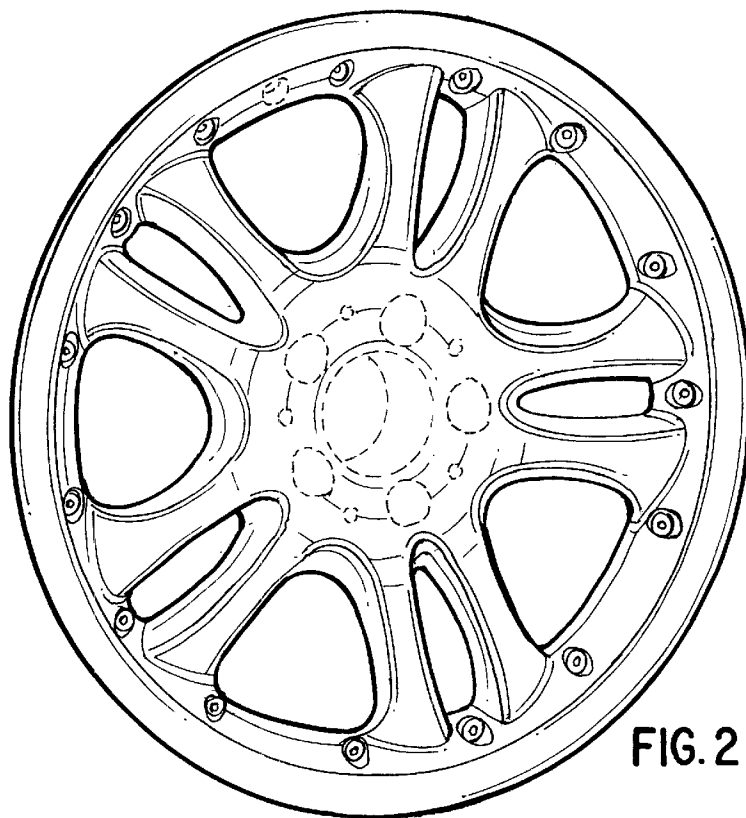


FIG. 2

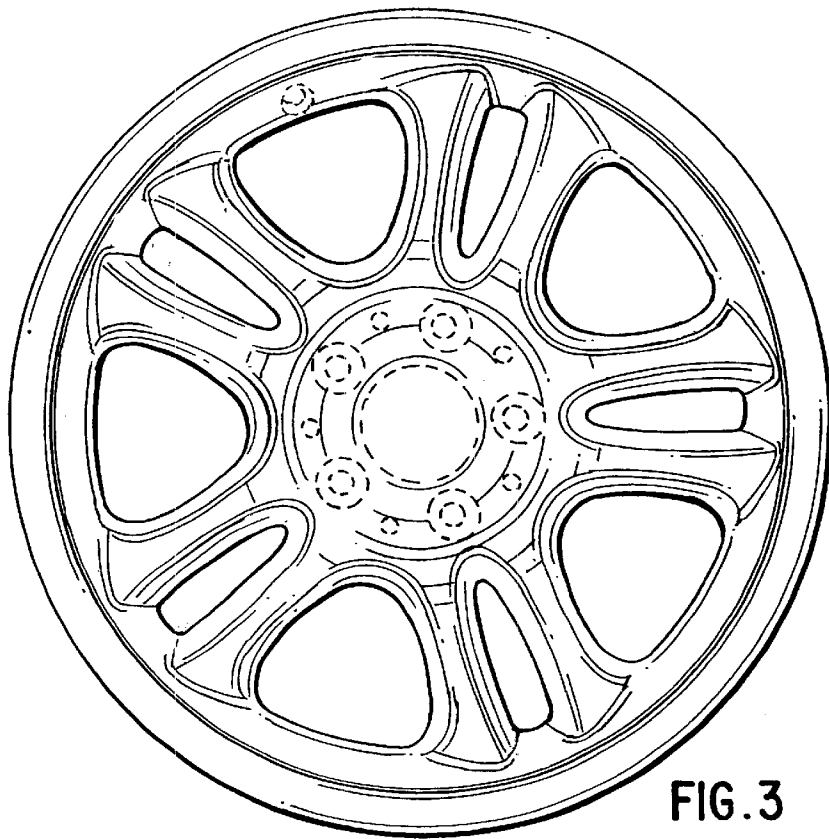


FIG. 3

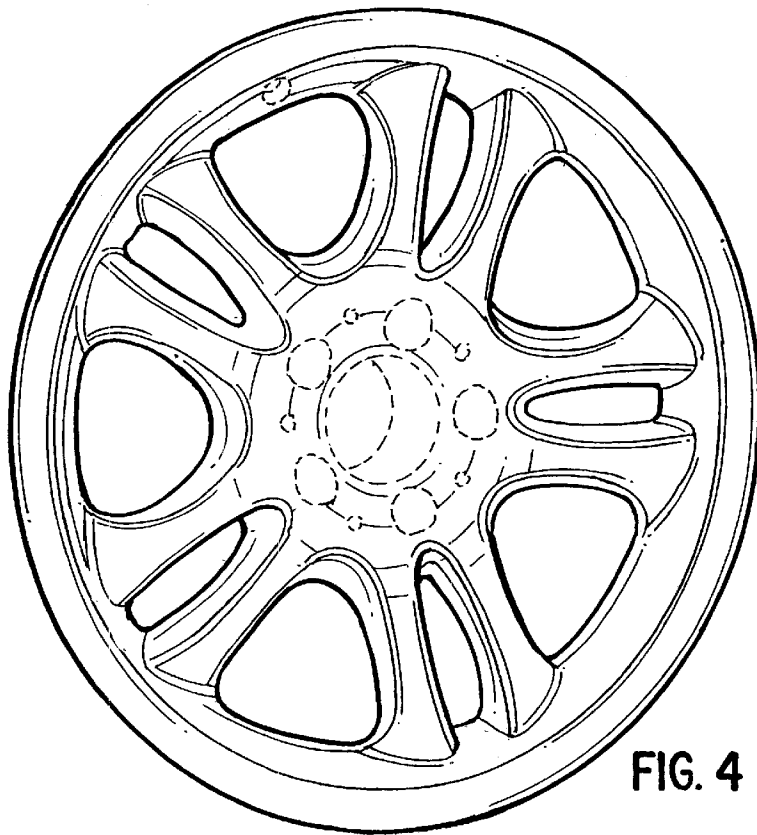


FIG. 4