



US00D333987S

United States Patent [19]

Sugibayashi

[11] Patent Number: **Des. 333,987**

[45] Date of Patent: **** Mar. 16, 1993**

[54] WATCHCASE

[75] Inventor: **Kenichi Sugibayashi, Tokyo, Japan**

[73] Assignee: **Seiko Instruments Inc., Japan**

[**] Term: **14 Years**

[21] Appl. No.: **586,021**

[22] Filed: **Sep. 21, 1990**

[30] Foreign Application Priority Data

Apr. 10, 1990 [JP] Japan 2-12203

[52] U.S. Cl. **D10/30; D10/38;**
D10/32

[58] Field of Search **D10/1-40,**
D10/122-132; 368/82-84, 239-242, 280-282,
288

[56] References Cited

U.S. PATENT DOCUMENTS

D. 324,656 3/1992 Bulletta D10/39
4,785,433 11/1988 Bush D10/15 X

OTHER PUBLICATIONS

European Jeweler (G.Z.)—Jul. 1974—p. 57—Watch at bottom right.

Swiss Watch & Jewelry Journal—Feb. 1989—p. 511—Watches at right.

European Jeweler (G.Z.)—Jun. 1985—p. 30—watch at top center.

European Jeweler (U.Z.)—Sep. 1986—p. 132—Watch at left.

Primary Examiner—Nelson C. Holtje
Attorney, Agent, or Firm—Bruce L. Adams; Van C. Wilks

CLAIM

[57]

The ornamental design for a watchcase, as shown and described.

DESCRIPTION

FIG. 1 is a front right perspective view of a watchcase showing my new design;

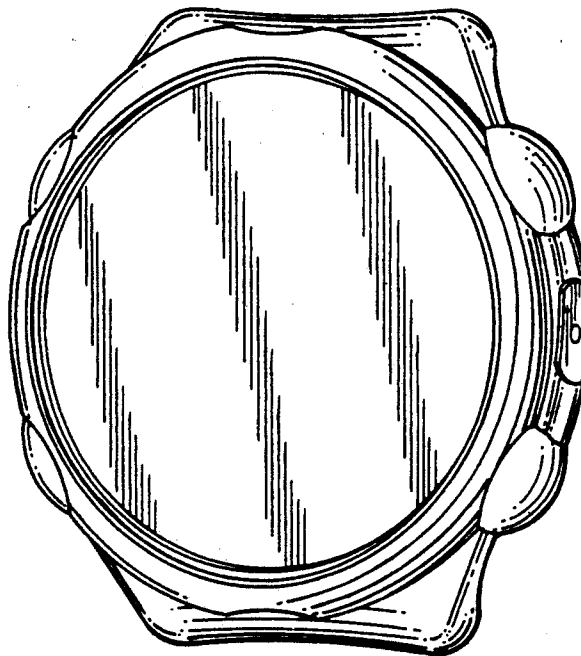
FIG. 2 is a front elevational view thereof;

FIG. 3 is a rear elevational view thereof;

FIG. 4 is a top plan view thereof, the bottom being the same in appearance as the top;

FIG. 5 is a left side elevational view thereof; and,

FIG. 6 is a right side elevational view thereof.



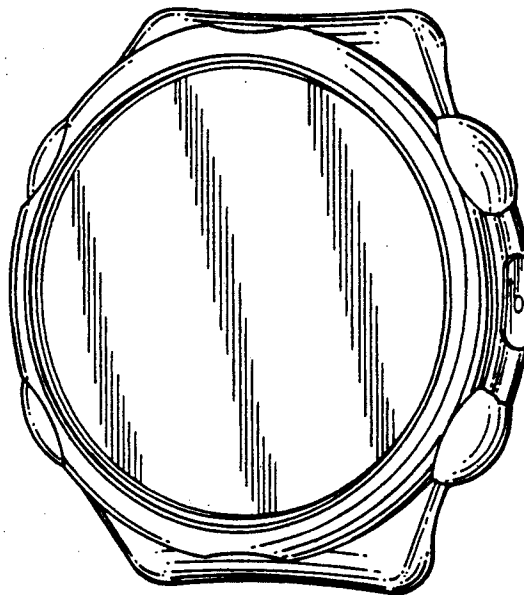


FIG. 1

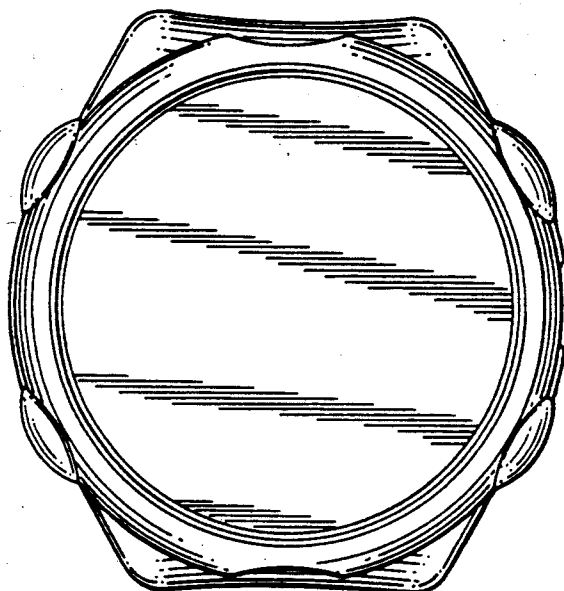


FIG. 2

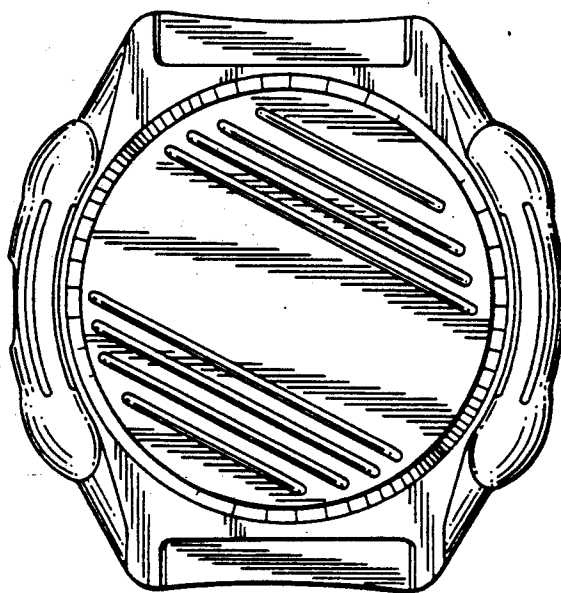


FIG. 3

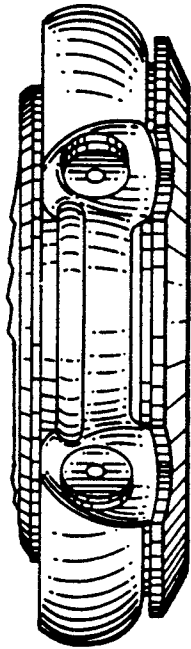


FIG. 5

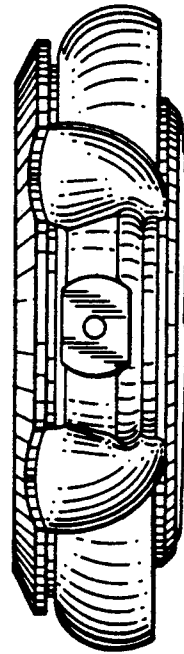


FIG. 6

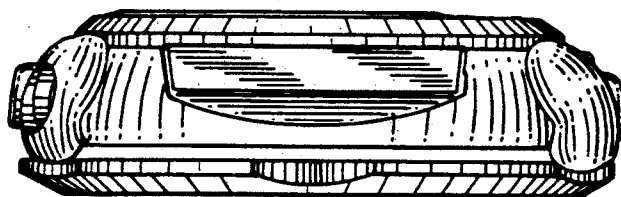


FIG. 4