



US00D458430S

(12) **United States Design Patent**
Hogarth

(10) **Patent No.:** **US D458,430 S**

(45) **Date of Patent:** **** Jun. 4, 2002**

(54) **WASTE DISPOSAL CONTAINER**

(76) **Inventor:** **Lori Hogarth**, 210 Lady Mac Donald Drive, Canmore, Alberta (CA), T1W 1H3

D275,137 S * 8/1984 Scoggins D34/7
D292,339 S * 10/1987 Le Sage et al. D34/11 X
D324,749 S * 3/1992 Bray D34/7
D333,716 S * 3/1993 Bird et al. D34/8
D356,419 S * 3/1995 Kamm D34/7

(**) **Term:** **14 Years**

* cited by examiner

(21) **Appl. No.:** **29/124,245**

Primary Examiner—Cynthia E. Ramirez
(74) *Attorney, Agent, or Firm*—Sean W. Goodwin

(22) **Filed:** **Jun. 5, 2000**

(57) **CLAIM**

(30) **Foreign Application Priority Data**

The ornamental design for a waste disposal container, as shown and described.

Dec. 6, 1999 (CA) 1999-2966

DESCRIPTION

(51) **LOC (7) Cl.** **09-09**

(52) **U.S. Cl.** **D34/7**

(58) **Field of Search** D34/1, 5, 6, 7,
D34/9, 10; 220/908, 909, 910, 911

FIG. 1 is a front perspective view showing the waste disposal container according to my new design; FIG. 2 is a front view according to FIG. 1; FIG. 3 is a back view according to FIG. 1; FIG. 4 is a right side view according to FIG. 1; FIG. 5 is a left side view according to FIG. 1; FIG. 6 is a top view according to FIG. 1; FIG. 7 is a bottom view according to FIG. 1; and, FIG. 8 is a front perspective according to FIG. 1 showing the door in the open position.

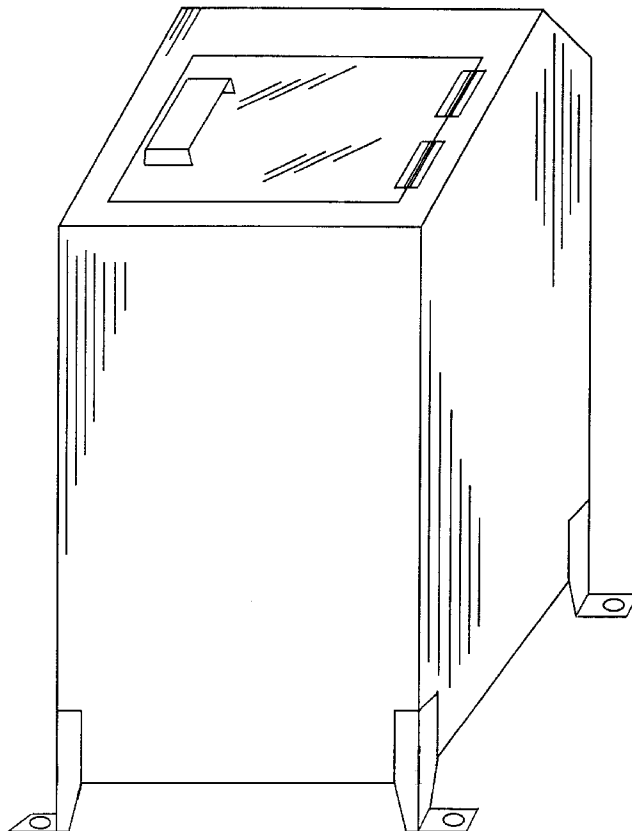
(56) **References Cited**

U.S. PATENT DOCUMENTS

D192,304 S * 2/1962 Dylla D34/7
3,074,583 A * 1/1963 Martinich, Jr. 220/908
D236,077 S * 7/1975 Gault D34/7
D236,375 S * 8/1975 Moriconi et al. D34/7
D270,676 S * 9/1983 Pease D34/7
4,406,395 A * 9/1983 Scoggins 220/908
D274,570 S * 7/1984 Snediker D34/11
D274,932 S * 7/1984 Goodwin D34/1

The surfaces or portions of the article not shown in the drawings or described in the specification form no part of the claimed design.

1 Claim, 5 Drawing Sheets



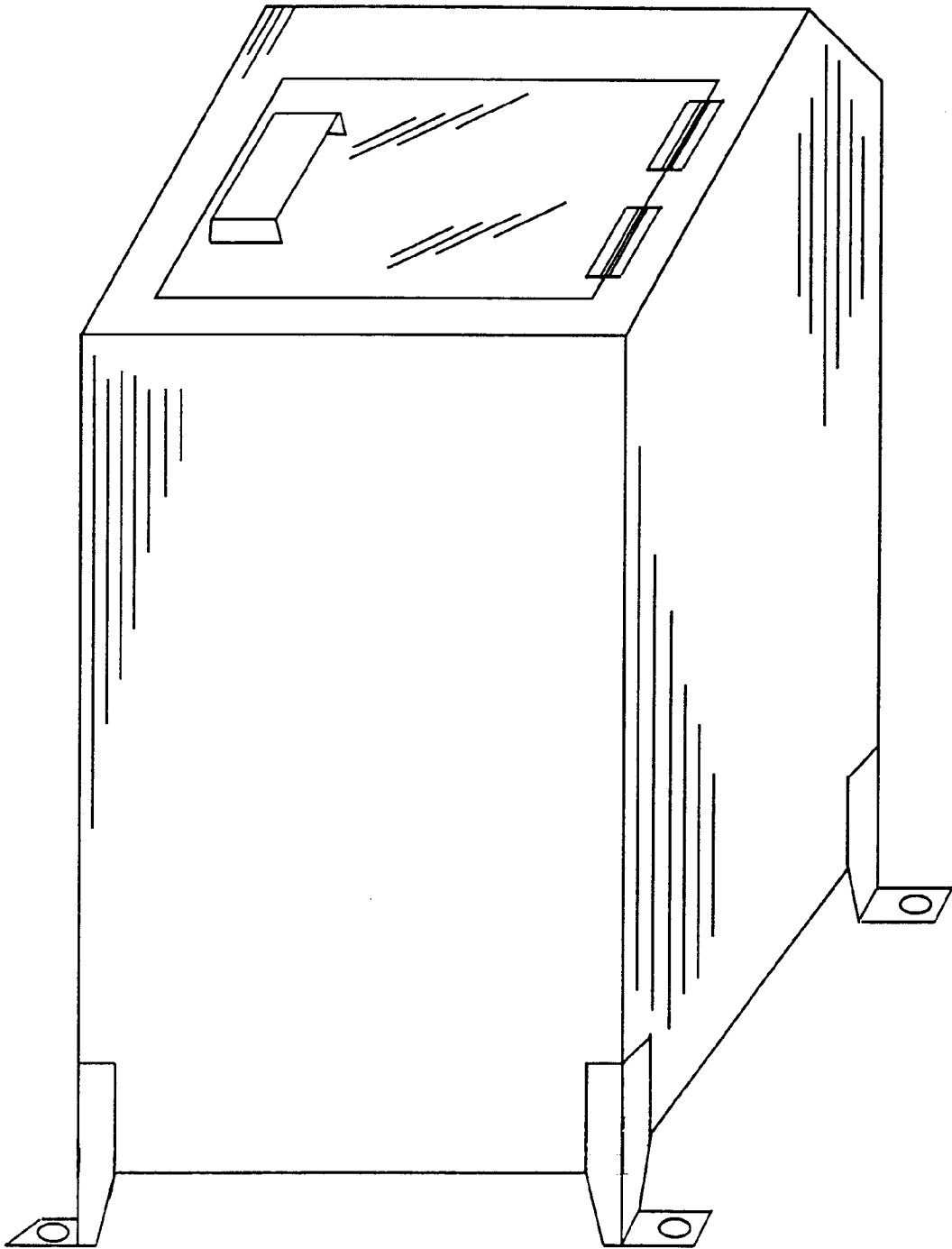


Fig. 1

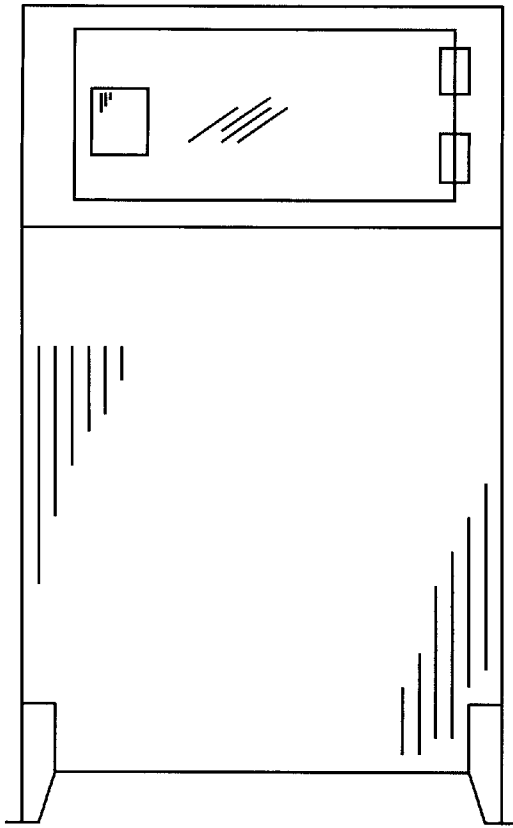


Fig. 2

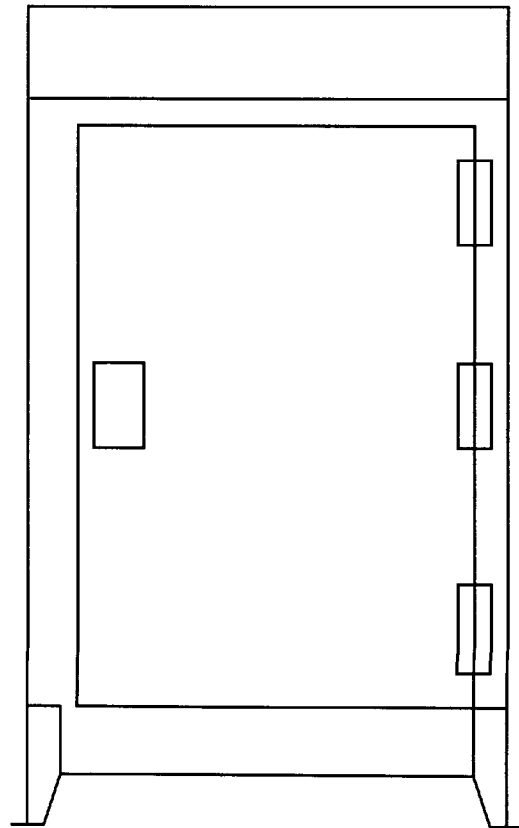


Fig. 3

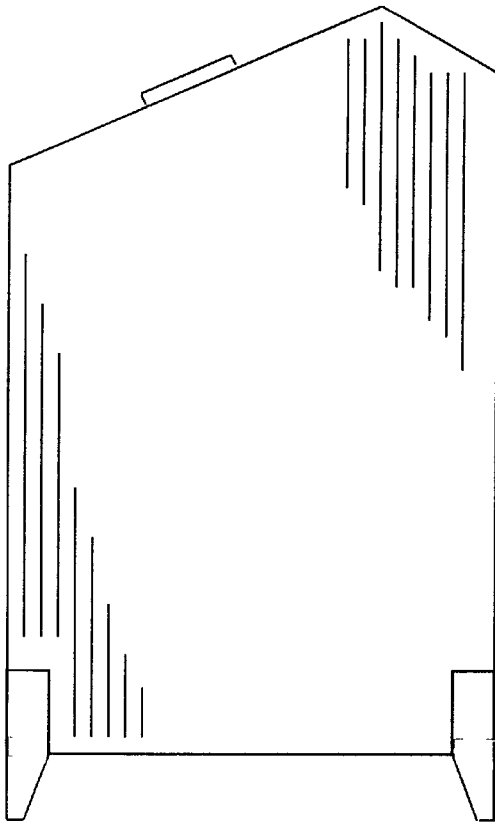


Fig. 4

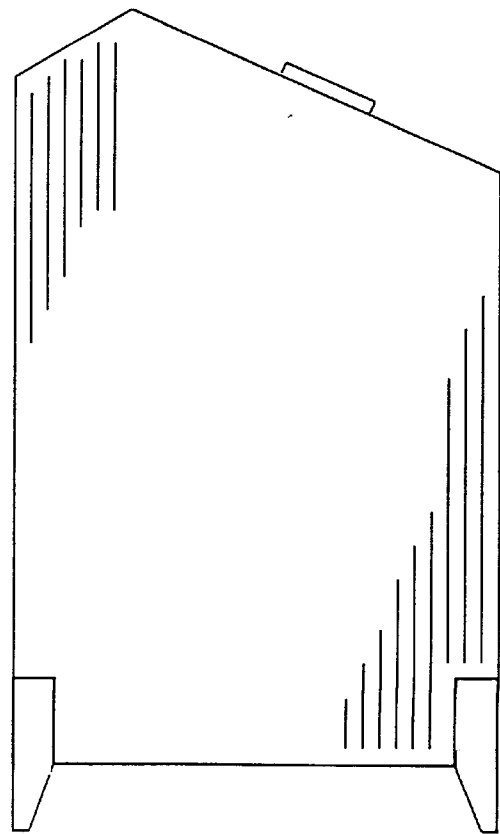


Fig. 5

Fig. 6

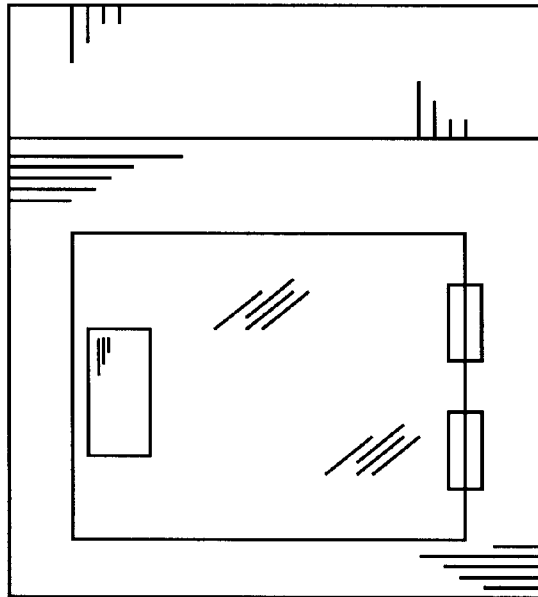
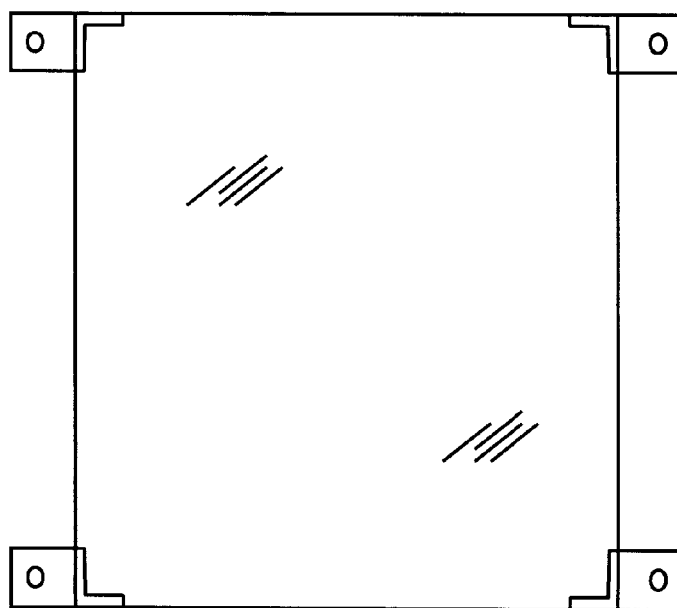


Fig. 7



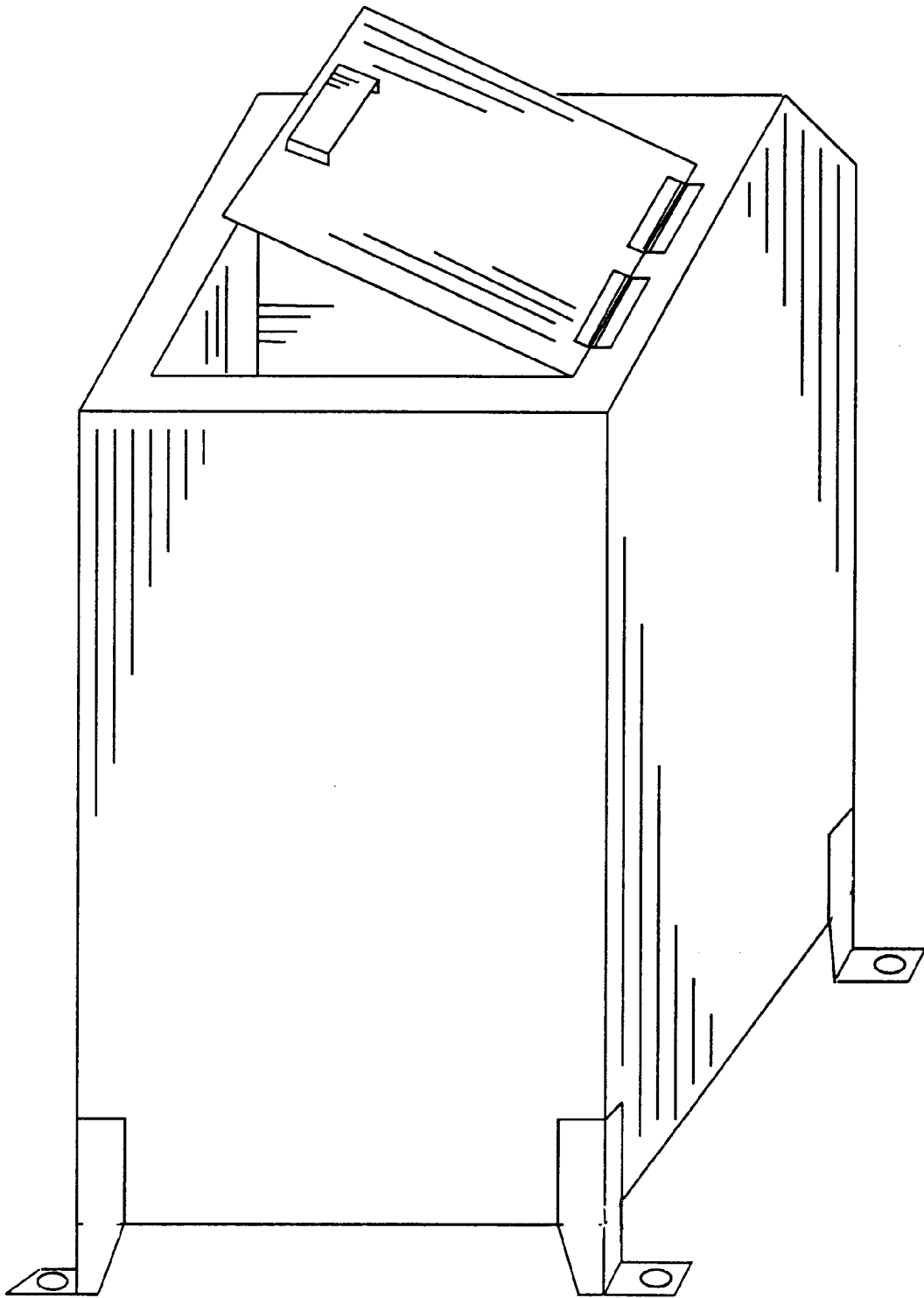


Fig. 8