



US00D523198S

(12) **United States Design Patent**  
**Veltrop et al.**

(10) **Patent No.:** **US D523,198 S**

(45) **Date of Patent:** **\*\* Jun. 13, 2006**

(54) **GRILL SCRAPER**

(75) Inventors: **Loren J. Veltrop**, Deerfield, IL (US);  
**Lawrence G. Banovez**, Kenosha, WI  
(US); **Edward T. Eaton**, Wheaton, IL  
(US)

(73) Assignee: **Prince Castle Inc.**, Carol Stream, IL  
(US)

(\*\*) Term: **14 Years**

(21) Appl. No.: **29/237,419**

(22) Filed: **Aug. 31, 2005**

**Related U.S. Application Data**

(62) Division of application No. 29/154,161, filed on Jan. 18,  
2002.

(51) **LOC (8) Cl.** ..... **07-05**

(52) **U.S. Cl.** ..... **D32/49**

(58) **Field of Classification Search** ..... D32/35,  
D32/40, 44, 46, 48, 49; 15/236.01, 236.02,  
15/236.05, 236.09, 143.1, 111; 30/169, 171  
See application file for complete search history.

(56) **References Cited**

**U.S. PATENT DOCUMENTS**

D172,537 S \* 7/1954 Hill ..... D32/42

4,542,553 A *	9/1985	Cary	15/236.04
4,763,547 A *	8/1988	Dike, Jr.	30/169
5,001,946 A *	3/1991	Shirlin et al.	30/169
D381,483 S *	7/1997	Hartman	D32/48
6,216,306 B1 *	4/2001	Esterson et al.	15/111
2003/0106569 A1 *	6/2003	Marion et al.	15/236.02

\* cited by examiner

*Primary Examiner*—Jennifer Rivard

(74) *Attorney, Agent, or Firm*—John R. Hoffman

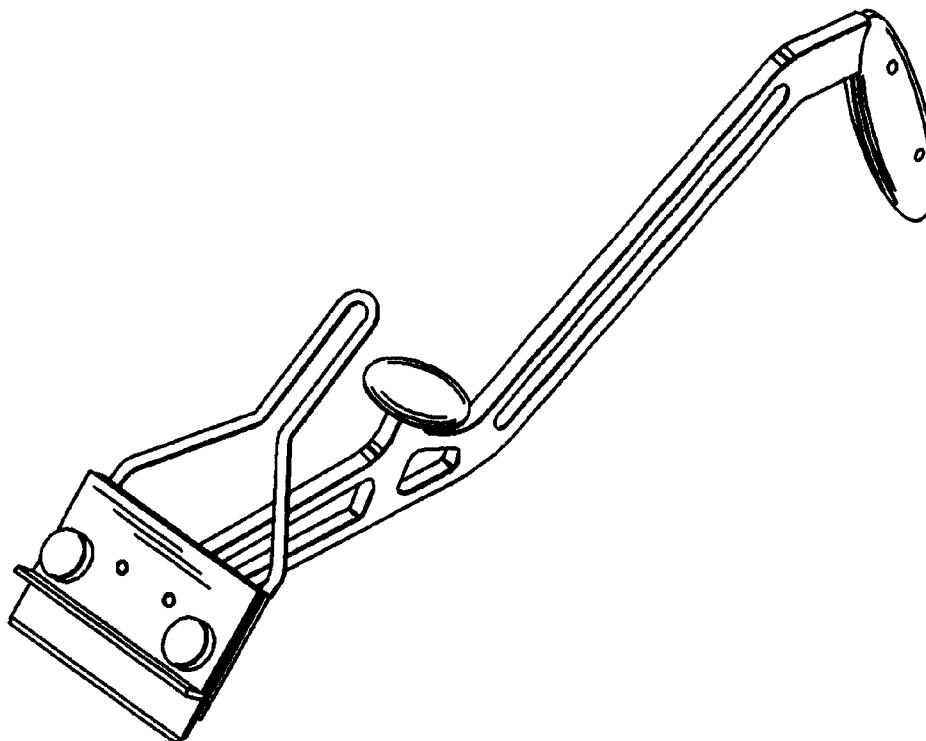
(57) **CLAIM**

The ornamental design for the grill scraper, as shown and described.

**DESCRIPTION**

FIG. 1 is a front elevational view of our design;  
FIG. 2 is a side elevational view, the opposite side being a mirror image thereof;  
FIG. 3 is a top plan view;  
FIG. 4 is a bottom plan;  
FIG. 5 is a front elevational view looking toward the left-hand ends of FIGS. 2–4; and,  
FIG. 6 is a rear elevational view looking at the right-hand ends of FIGS. 2–4.

**1 Claim, 1 Drawing Sheet**






FIG. 3

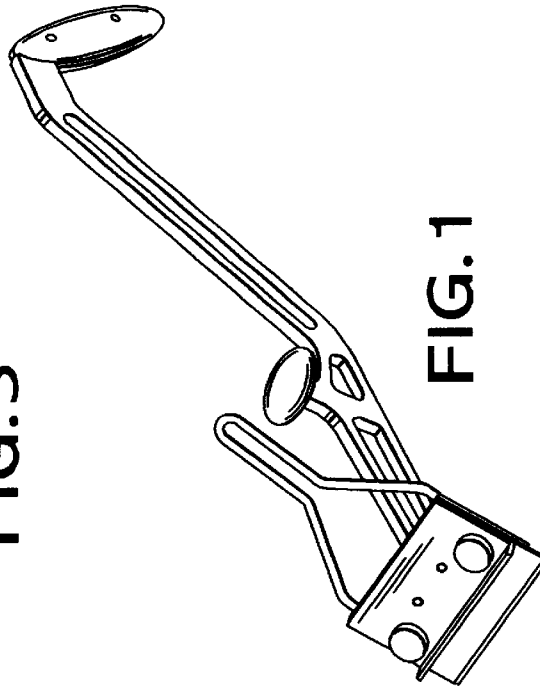


FIG. 1

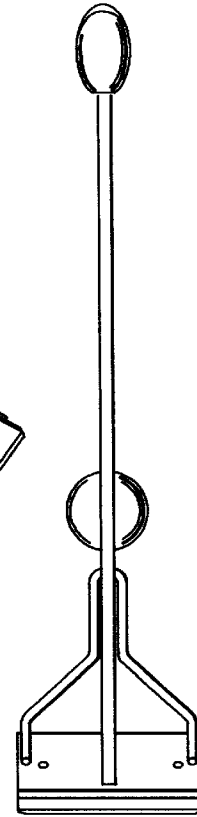


FIG. 4

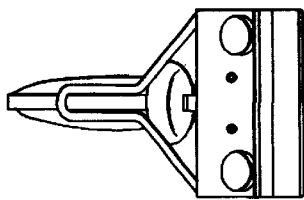


FIG. 5

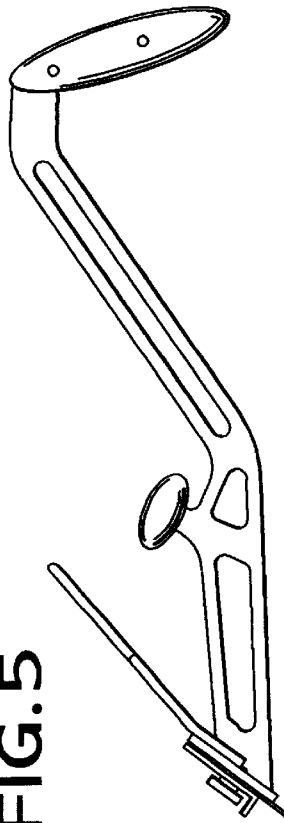


FIG. 2

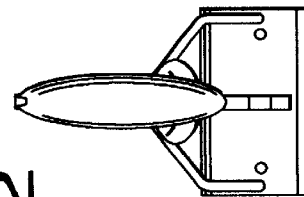


FIG. 6