

H.S. Maltby,

Egg Beater.

No. 108498.

Patented Oct. 18. 1870.

Fig. 1.

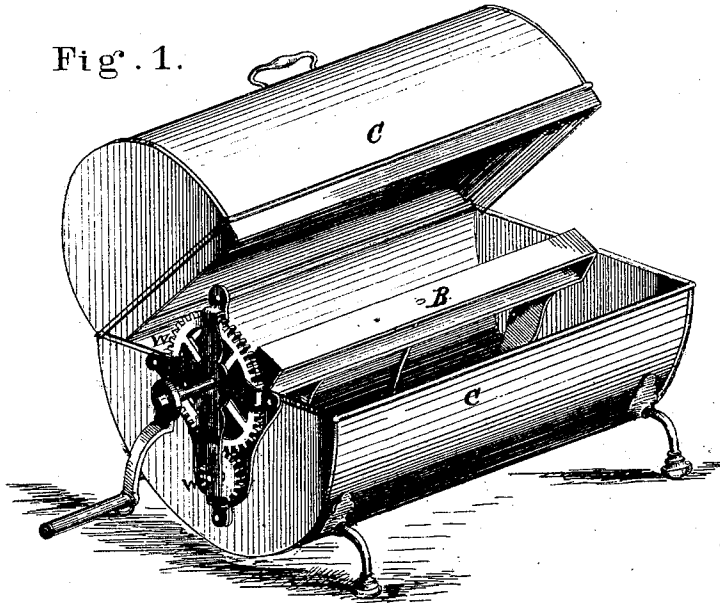


Fig. 2.

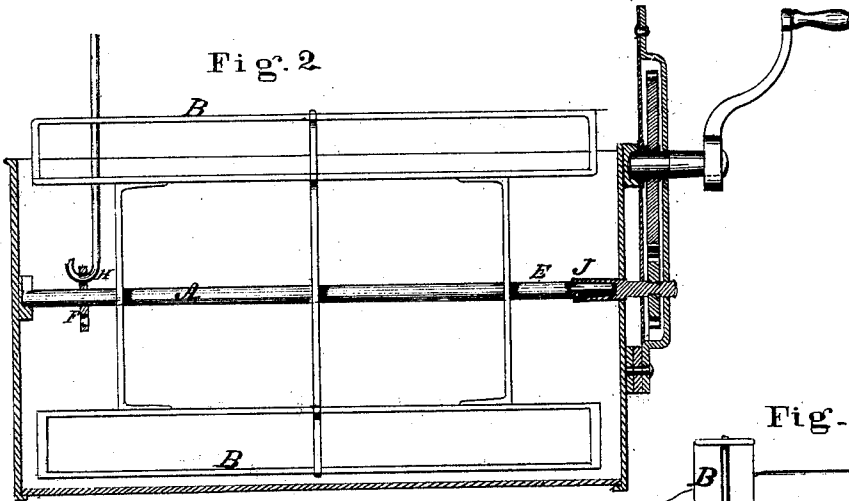
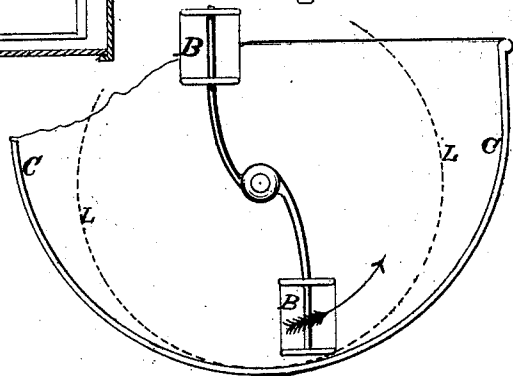


Fig. 3.



Inventor.
Harriet S. Maltby

Attest.
Frank Millerward
M. Deusinger

United States Patent Office.

HARRIET S. MALTBY, OF CINCINNATI, OHIO.

Letters Patent No. 108,498, dated October 18, 1870.

IMPROVEMENT IN EGG AND CAKE-BEATERS.

The Schedule referred to in these Letters Patent and making part of the same.

To all whom it may concern :

Be it known that I, HARRIET S. MALTBY, of Cincinnati, county of Hamilton and State of Ohio, have invented a new and useful Improvement in Pastry-Mixers, called an Egg and Cake-Beater; and I do hereby declare that the following is a full and exact description of the same, reference being had to the annexed drawing and the letters marked thereon, in which—

Figure 1 is a perspective view of the machine as put together for use;

Figure 2, an axial section, showing more fully the wheel, its blades, the joint in the shaft, and the perforated flange for lifting it from its bed, and the gearing by which it is propelled; and

Figure 3, a cross-section, giving an end view of the wheel or beater, and the relation of its periphery to that of the cylinder in which it acts.

The machine presented is a combination of a stationary semi-cylindrical bed with a peculiarly-constructed beater or wheel, so small in its relation to this bed as to be properly a roulette or miniature wheel.

The distinguishing characteristics, as an improved mixer or beater, of the whole machine are—

First, the cylinder, with its lid, marked C, is distinguished only by its being relatively large, furnishing space above the beater for the froth or expanded material to rise up out of the reach of its stroke. For pastry or heavy beating, there is an elongation of two of the feet into jaws, for fastening it by thumb-

screws to a table, but not shown in the drawing, as, for light work or only egg-beating, these are omitted.

Second, the peculiar structure of the wheel, having these marked features: first, its smallness, adapting it to act at the bottom of the bed when unbeaten portion inclines to settle, till all is perfected; second, the inclination downward of its horizontal blades B, as seen in fig. 3, at the arrow, giving them a lifting action as they cut their way through the material before them; third, the joint in the shaft A, as seen at J, fig. 2, breaking it into two parts, to admit of its removal from the bed when desired; fourth, the perforated flange at F, into which a hook, H, may be introduced for lifting the wheel from its place when covered by the material in the cylinder.

The remaining parts, as the gearing, have nothing peculiar. Cog-wheels, as W W, may be used, or a band or friction, and operated by hand or by clock-work, propelled by weights or springs.

What I claim as my invention, and desire to secure by Letters Patent, is—

The wheel B, having inclined or sloping blades, a jointed shaft, and a perforated flange, in combination with its semi-cylindrical bed, constructed in the manner and for the purpose above described.

In testimony of which invention, I hereunto set my hand this 30th day of August, 1870.

HARRIET S. MALTBY.

Witnesses:

CHAS. H. LORING,
EMIL GOLDMAN.