



(11) **EP 1 746 549 A1**

(12) **EUROPEAN PATENT APPLICATION**

(43) Date of publication:
24.01.2007 Bulletin 2007/04

(51) Int Cl.:
G07F 17/32 (2006.01)

(21) Application number: **05015550.6**

(22) Date of filing: **18.07.2005**

(84) Designated Contracting States:
AT BE BG CH CY CZ DE DK EE ES FI FR GB GR HU IE IS IT LI LT LU LV MC NL PL PT RO SE SI SK TR
Designated Extension States:
AL BA HR MK YU

(72) Inventor: **Wu, David**
Taipei (TW)

(74) Representative: **Ruschke, Hans Edvard et al**
RUSCHKE HARTMANN MADGWICK & SEIDE
Patent- und Rechtsanwälte
Postfach 86 06 29
81633 München (DE)

(71) Applicant: **SUBSINO CO., LTD.**
Taipei (TW)

(54) **Decorative and protecting structure for base of game machine**

(57) An advertising decorative and protecting structure for a base of a game machine, the structure has a base (10) provided therein with a cash box, the base is provided on its top surface (11) with members such as a display screen and a top light box as the components of the main body of the game machine (100); the base (10) is provided beneath the top (11) and on the rear of the front face thereof with a liftable transparent door plate (20); this liftable transparent door plate is assembled on

the rear of it at least with an integrally formed illumination device (30), so that it can generate an illumination function by which light is penetrable to the outside during operating the game machine (100), and also can form a covering and protecting structure for the entire base. The structure can elevate the effect of decoration of the base of the game machine in order to attract consumers, and further to enhance the function of protection of the cash box (Fig. 1).

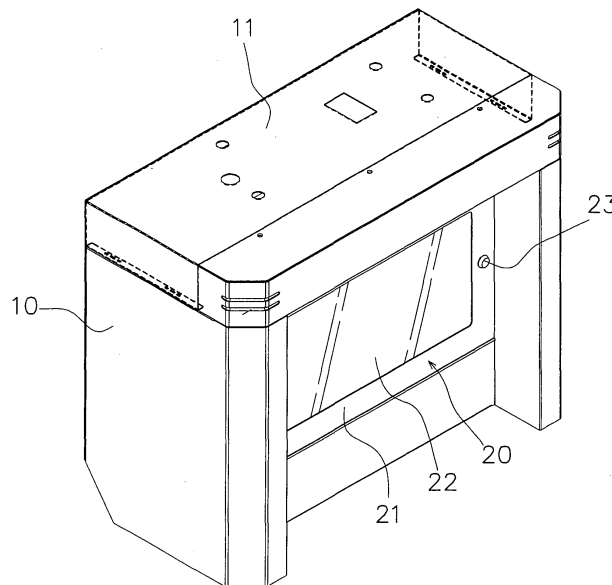


FIG. 1

EP 1 746 549 A1

Description

BACKGROUND OF THE INVENTION

1. Field of the Invention

[0001] The present invention is related to an advertising decorative and protecting structure for a base of a game machine, and especially to a device able to increase the function of decoration of the base of the game machine and having an effect of advertising and able to protect a cash box in the game machine.

2. Description of the Prior Art

[0002] In the recent years, a tendency has been grown up that governments or authorities concerned of many countries gave authorizations to legalize various game machines such as slot machines, fruit machines and poker machines, the growth is based on the advantages of convenience for management as well as the capability of increasing tax revenue.

[0003] The feature of such game machines available for the present time is the necessity of non-stop designing of new games; otherwise, the game machines are very hard to attract consumers to go on playing games. This is why general manufacturers of game machines all follow the steps of new machine development and new modes of playing games in the markets. In addition to differences of modes of playing games, the structures and the visual effects of the appearances of game machines are also the main factors to attract consumers. Therefore generally, such game machines have rich effects of audio expressing/video modeling apparently. The game machines can be provided with devices having sound and light effects, which devices include equipment such as light boxes that can generate illumination with various colors or flashing light.

[0004] However, in the game machine structures available for the present time, bases for the game machines are provided for supporting members including the equipment such as display screens and top decorative light boxes etc. as the components of the main body of a game machine, they evidently are inadequate in their functions of decoration. And by virtue that it is necessary to throw coins for playing games, and the coins or tokens must all be collected in cash boxes in the bases. These throw-in devices for coins and the cash boxes are communicated with the outer space, thus their function of theft proofing is inferior.

SUMMARY OF THE INVENTION

[0005] The primary object of the present invention is to provide an advertising decorative and protecting structure for a base of a game machine, the structure can elevate the effect of decoration of the base of the game machine in order to attract consumers, and further to en-

hance the function of protection for cash boxes.

[0006] In order to get the above disclosed object, the present invention has a base provided therein with a related cash box, the base can be provided on its top surface with members such as a display screen and a top light box as the components of the main body of the game machine; the base is provided beneath the top and on the rear of the front face thereof with a liftable transparent door plate; this liftable transparent door plate is assembled on the rear of it at least with an integrally formed illumination device, so that it can generate an illumination function by which light is penetrable to the outside during operating the game machine, and also can form a covering and protecting structure for the entire base.

[0007] In a preferred embodiment, the base has beneath the top surface and on the rear of the front face thereof a framing hole with a predetermined size; the abovementioned liftable transparent door plate is pivotally connected to the framing hole for opening or closing the framing hole.

[0008] The liftable transparent door plate includes an outer frame in corresponding by size to the framing hole, a light penetrable plate assembled on the front face of the outer frame and an illumination device assembled on the outer frame as well as the light penetrable plate.

[0009] The illumination device assembled on the rear of the outer frame as well as the light penetrable plate includes a reflective hood, a lamp pipe installed on the front face on the inner side of the reflective hood and a control circuit member related to the illumination device.

[0010] The outer frame is provided on a side edge thereof with a lock, and is provided on the upper and the lower ends of the opposite side edge thereof with pivotally connected elastic posts for movably and pivotally connecting to pivot holes provided in the framing hole.

[0011] In another feasible embodiment of the present invention, the illumination device assembled on the rear of the abovementioned liftable transparent door plate can be a liquid crystal display (LCD).

[0012] In the above preferred and feasible embodiments of the present invention, the light penetrable plate assembled on the front face of the outer frame can further be printed thereon with various advertising patterns.

[0013] The present invention will be apparent in its novelty and features after reading the detailed description of the preferred embodiment thereof in reference to the accompanying drawings.

BRIEF DESCRIPTION OF THE DRAWINGS

[0014]

Fig. 1 is a perspective view of a preferred embodiment of the present invention;

Fig. 2 is an anatomic perspective front view showing the main elements in Fig. 1;

Fig. 3 is an anatomic perspective rear view showing the main elements in Fig. 2;

Fig. 4 is a schematic view showing the state of assembling of Fig. 2;

Fig. 5 is an anatomic perspective rear view showing another embodiment of the present invention;

Fig. 6 is a schematic view showing the embodiment of Fig. 5 is assembled on a game machine with only a single game; and

Fig. 7 is a schematic view showing that plural game machines like that game machine of Fig. 6 are assembled with one another.

DETAILED DESCRIPTION OF THE PREFERRED EMBODIMENT

[0015] Referring firstly to Fig. 1, in the preferred embodiment shown, the present invention has a base 10 provided therein with a related cash box, the base 10 can be provided on its top surface 11 with members such as a display screen and a top light box as the components of the main body of a game machine (not shown).

[0016] In the preferred embodiment shown, the base 10 is provided beneath the top surface 11 and on the rear of the front face thereof with a liftable transparent door plate 20; this liftable transparent door plate 20 is assembled on the rear of it at least with an integrally formed illumination device, so that it can generate an illumination function by which light is penetrable to the outside during operating the game machine, and also can form a covering and protecting structure for the entire base.

[0017] Referring to Figs. 2-4, in the preferred embodiment shown, the base 10 is provided beneath the top surface 11 and on the rear of the front face thereof with a framing hole 12 with a predetermined size. The liftable transparent door plate 20 is pivotally connected to the framing hole 12 for opening or closing the framing hole 12.

[0018] In the preferred embodiment shown, the liftable transparent door plate 20 includes an outer frame 21 in corresponding by size to the framing hole 12, a light penetrable plate 22 assembled on the front face of the outer frame 21 and an illumination device 30 assembled on the outer frame 21 as well as the light penetrable plate 22. The light penetrable plate 22 certainly can be made of any of various light penetrable materials that is transparent or semi-transparent, and can allow printing thereon with various advertising patterns to get a function similar to a decorative light box.

[0019] In the preferred embodiment shown, the illumination device 30 assembled on the rear of the outer frame 21 as well as the light penetrable plate 22 includes a reflective hood 31, a lamp pipe 32 installed on the front face on the inner side of the reflective hood 31 and a control circuit member 33 related to the illumination device 30.

[0020] And in the preferred embodiment shown, the outer frame 21 is provided on a side edge thereof with a lock 23, and is provided on the upper and the lower ends of the opposite side edge thereof with pivotally connected

elastic posts 24, 25 for movably and pivotally connecting to pivot holes 13 provided in the framing hole 12. Thereby, the entire liftable transparent door plate 20 can be operated to open or close the framing hole 12 for the door plate 20 by movably pivoting about the pivot points.

[0021] Also in the preferred embodiment shown, the reflective hood 31 can be assembled on the inner surface of the outer frame 21 using wing sheets 34; and the lamp pipe 32 can be assembled on the inner surface of the reflective hood 31 using a base seat 35 for it.

[0022] In another feasible embodiment of the present invention shown in Fig. 5, an illumination device 300 is installed on an outer frame 210 through a normal frame 310 with a light penetrable plate 220 sandwiched between the outer frame 210 and the normal frame 310. In this embodiment, the illumination device 300 can be a liquid crystal display (LCD, not shown).

[0023] As to the forgoing embodiment or the embodiment shown in Figs. 1-4, Fig. 6 depicts that the light penetrable plate 22 (or 220) can be printed thereon with various advertising patterns 222 to get an advertising effect. When a plurality of game machines 100 are arrayed in a line (as shown in Fig. 7), an outstanding and marvelous advertising effect can be obtained.

[0024] After completion of the above improved structure, the front face of the entire liftable transparent door plate 20 is endowed with a synchronic light emitting function near the bottom of the game machine, in order that consumers not only can be attracted at the front face of the game machine, but also can feel the acoustic and visual advertising effects provided. Meantime, the cash box provided in the base is covered and protected by the liftable transparent door plate; a more ideal function of theft proofing can be obtained.

[0025] Thereby the present invention can further attract the attention of the consumers by having such a base for the game machine, and can elevate the acoustic and visual decoration effect and the function of protecting the cash box; thereby the present invention has an industrial utility value.

[0026] The embodiment given is only for illustrating the present invention, and not for giving any limitation to the scope of the present invention. It will be apparent to those skilled in this art that various modifications or changes without departing from the spirit of this invention, such as making a light box a shape of any of various shapes in addition to a round one, shall also fall within the scope of the appended claims.

Claims

1. An advertising decorative and protecting structure for a base of a game machine, said structure comprises a base (10) provided therein with a cash box, said base is provided on its top surface (11) with members including a display screen and a top light box as components of a main body of said game

- machine (100); and said structure is **characterized in that:** said base (10). is provided beneath a top and on the rear of a front face thereof with a liftable transparent door plate (20); said liftable transparent door plate is assembled on the rear of it at least with an integrally formed illumination device (30), so that said liftable transparent door plate (20) generates an illumination function by which light is penetrable to the outside during operating said game machine (100), and also forms a covering and protecting structure for said base (10).
2. The advertising decorative and protecting structure for a base of a game machine as defined in claim 1, wherein said base has beneath said top surface (11) and on the rear of said front face thereof a framing hole (12) with a predetermined size; said liftable transparent door plate (20) is pivotally connected to said framing hole (12) for opening or closing said framing hole (12).
3. The advertising decorative and protecting structure for a base of a game machine as defined in claim 2, wherein, said liftable transparent door plate (20) includes an outer frame (21) in corresponding by size to said framing hole (12), a light penetrable plate (22) assembled on a front face of said outer frame (21) and an illumination device (30) assembled on said outer frame as well as said light penetrable plate (22).
4. The advertising decorative and protecting structure for a base of a game machine as defined in claim 3, wherein, said illumination device (30) assembled on the rear of said outer frame (21) as well as said light penetrable plate (22) includes a reflective hood (31), a lamp pipe (32) installed on a front face on an inner side of said reflective hood and a control circuit member (33) for said illumination device.
5. The advertising decorative and protecting structure for a base of a game machine as defined in claim 3, wherein, said outer frame (21) is provided on a side edge thereof with a lock (23), and is provided on an upper end and a lower end of an opposite side edge thereof with pivotally connected elastic posts (24, 25) for movably and pivotally connecting to pivot holes (13) provided in said framing hole (12).
6. The advertising decorative and protecting structure for a base of a game machine as defined in claim 3, wherein, said light penetrable plate (22) assembled on said front face of said outer frame (21) further is printed thereon with various advertising patterns (222).
7. The advertising decorative and protecting structure for a base of a game machine as defined in claim 1, wherein, said base (10) has beneath said top surface (11) and on the rear of said front face thereof a framing hole (12) with a predetermined size; said liftable transparent door plate (20) is pivotally connected to said framing hole (12) for opening or closing said framing hole; said liftable transparent door plate (20) includes an outer frame (21) in corresponding by size to said framing hole (12), a light penetrable plate (22) assembled on a front face of said outer frame and an illumination device (30) assembled on said outer frame as well as said light penetrable plate; said illumination device is a liquid crystal display (LCD).
8. The advertising decorative and protecting structure for a base of a game machine as defined in claim 7, wherein, said light penetrable plate (22) assembled on said front face of said outer frame (21) further is printed thereon with various advertising patterns (222).

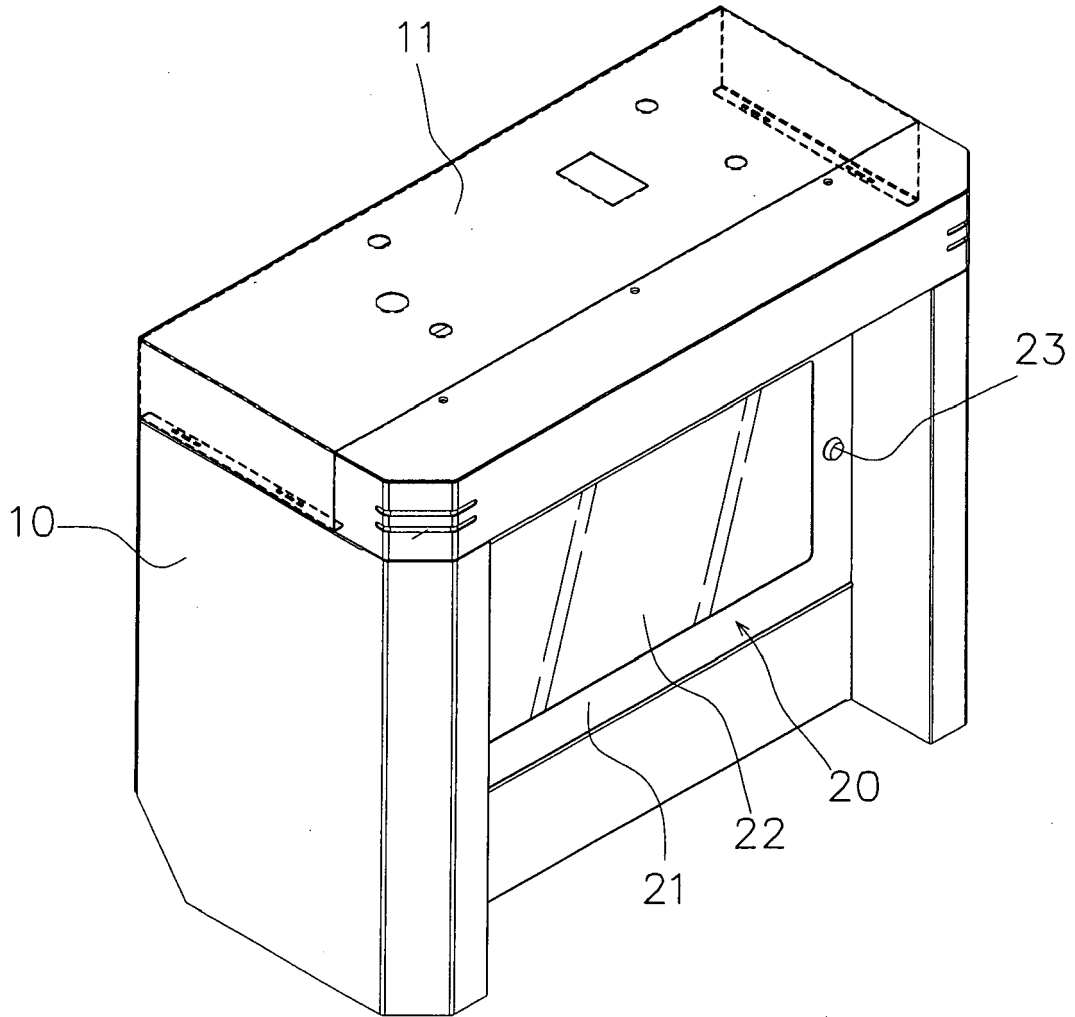


FIG. 1

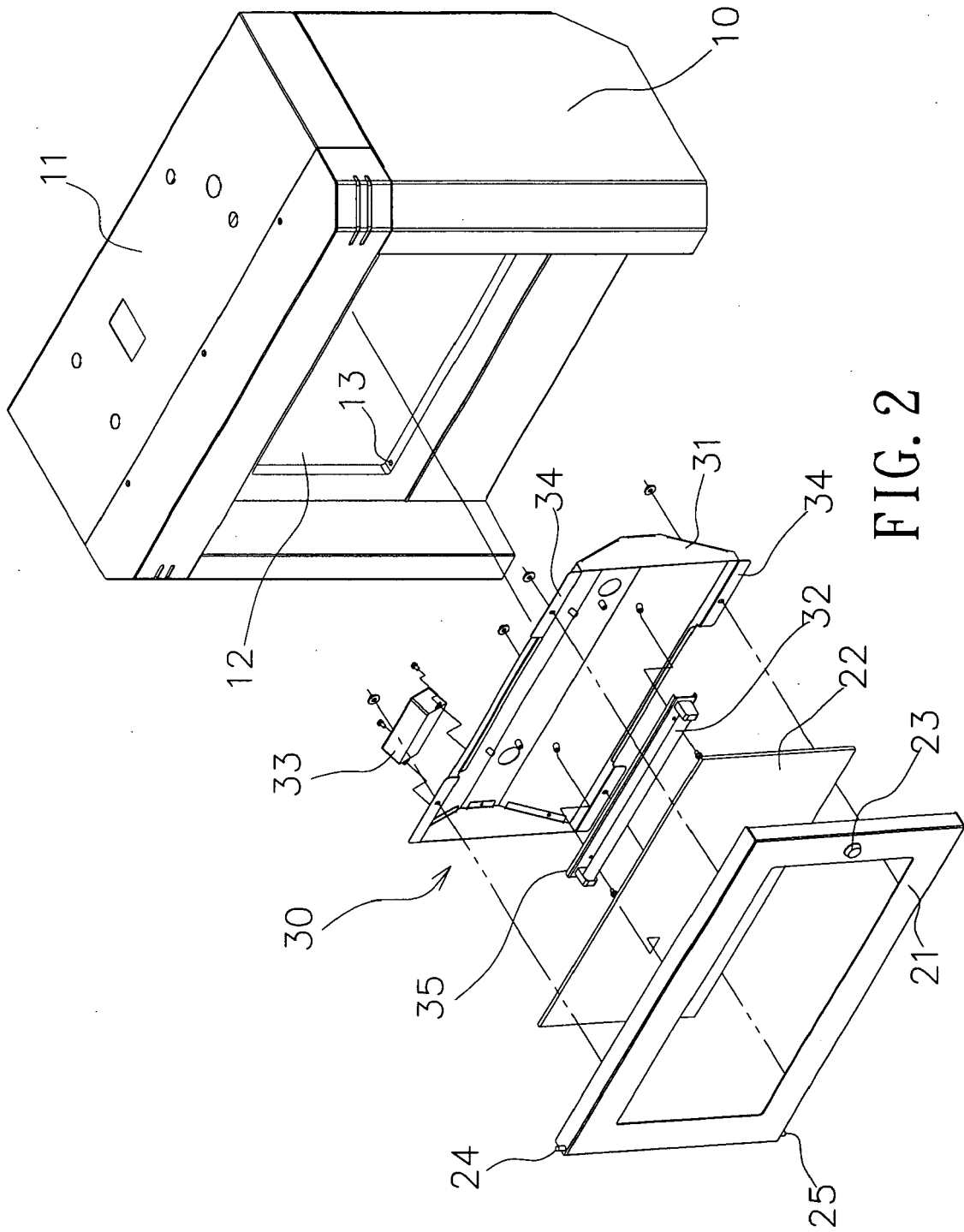


FIG. 2

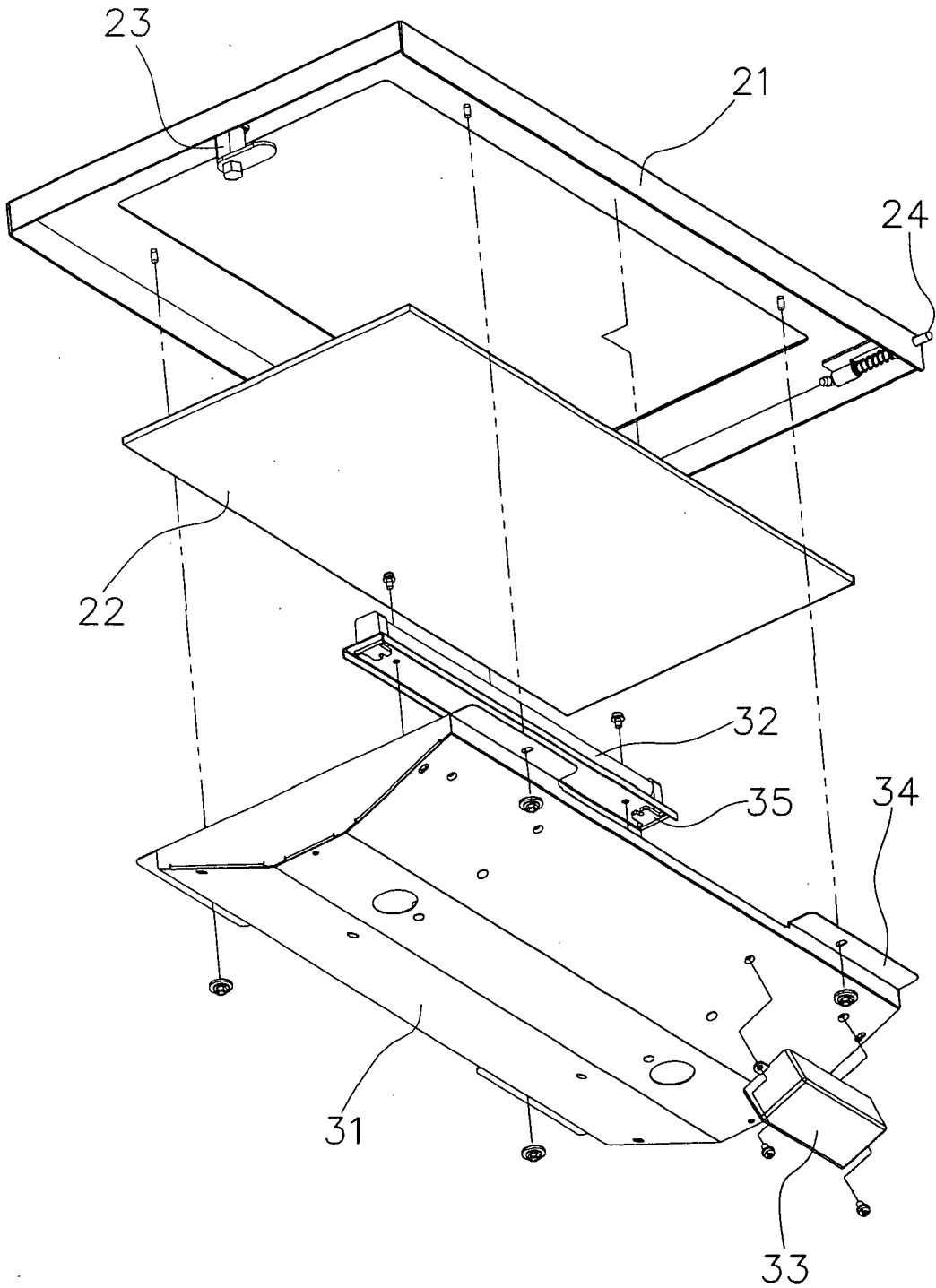


FIG. 3

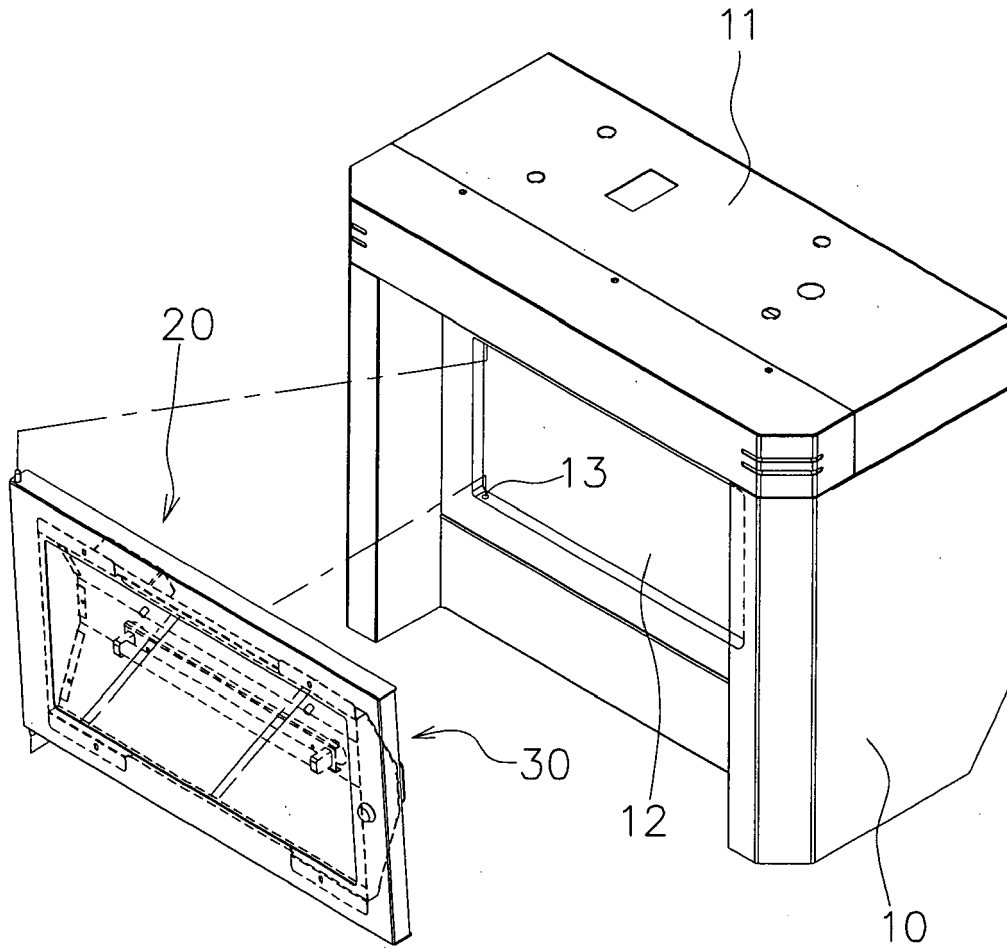


FIG. 4

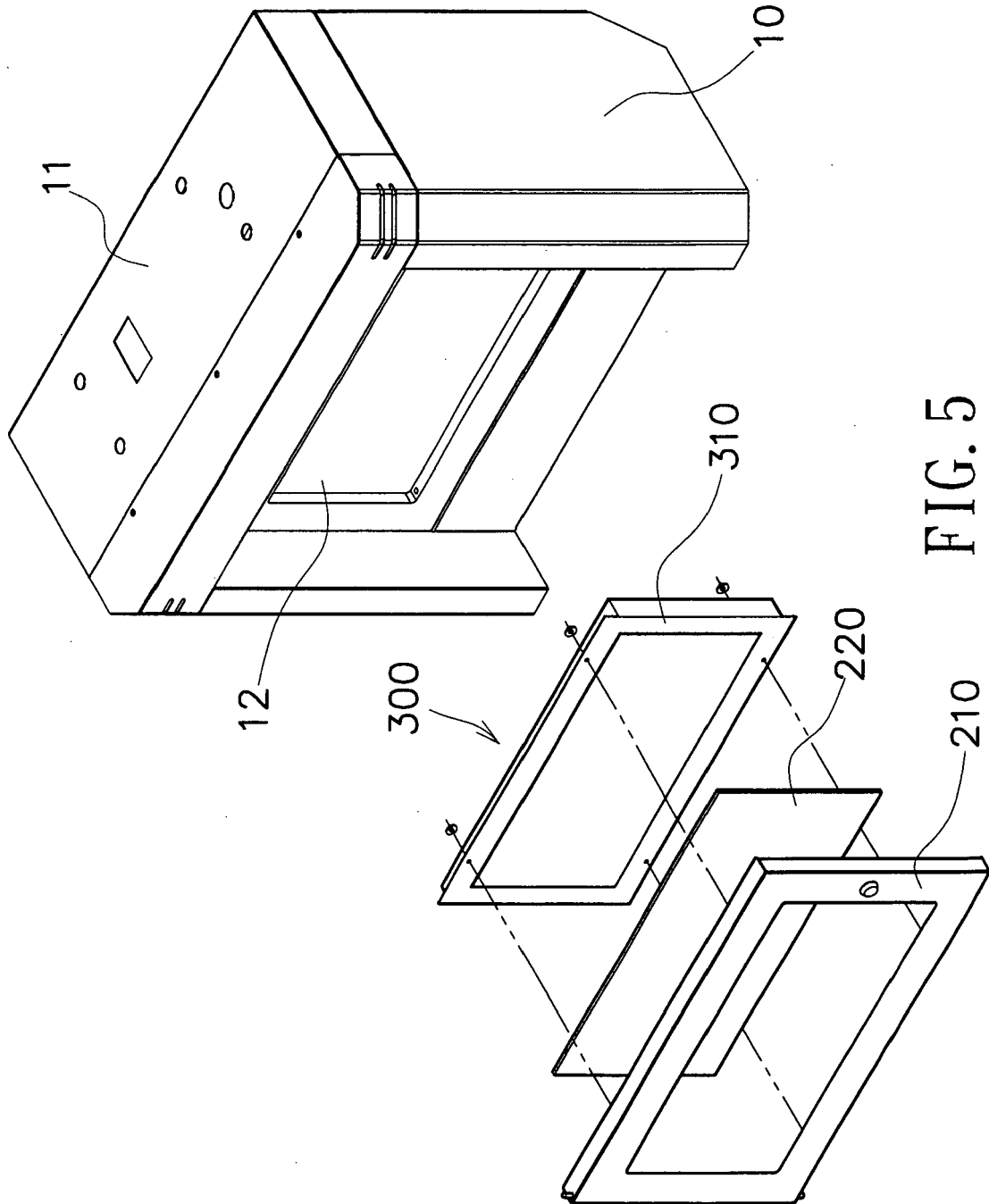


FIG. 5

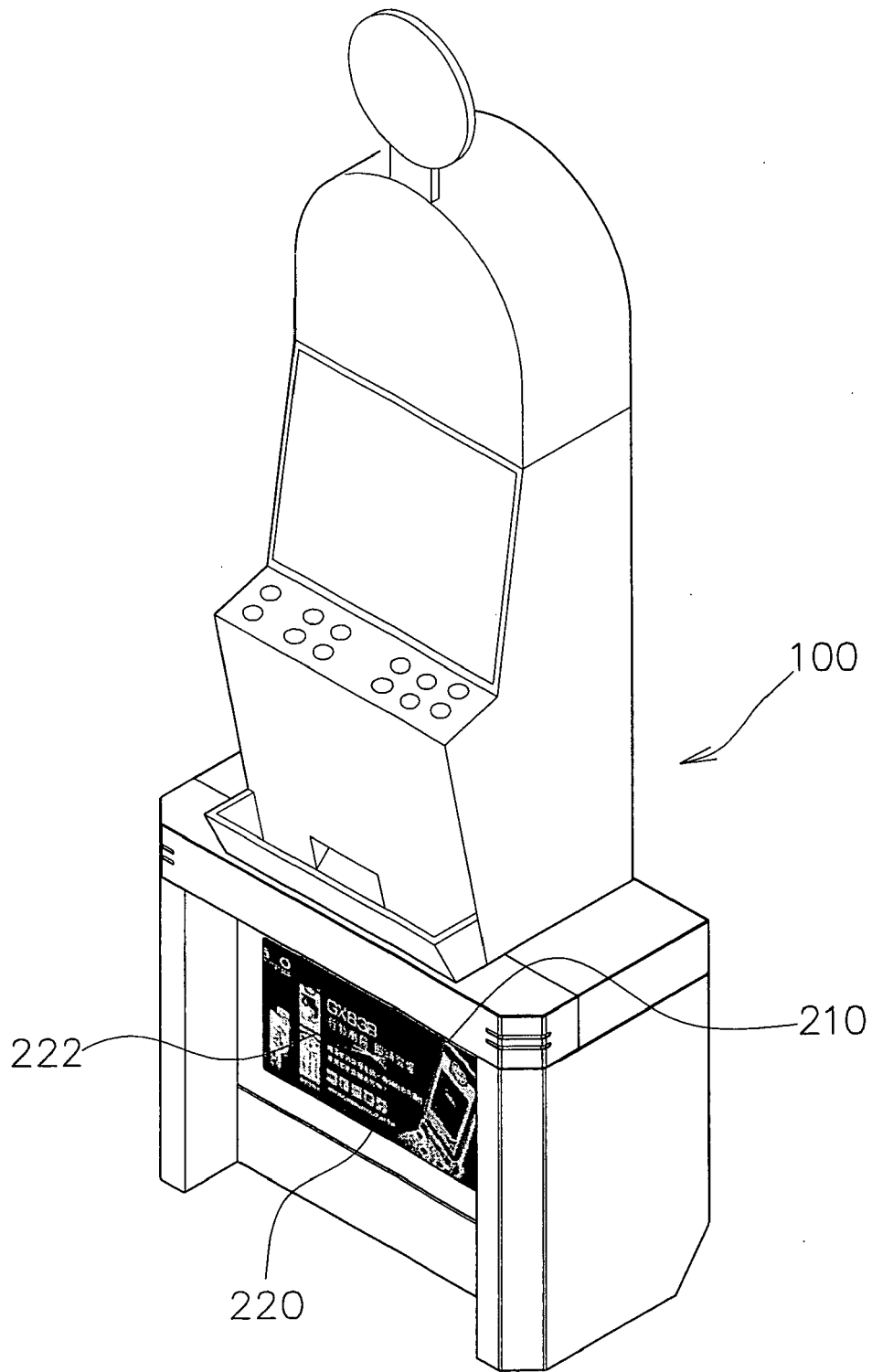


FIG. 6

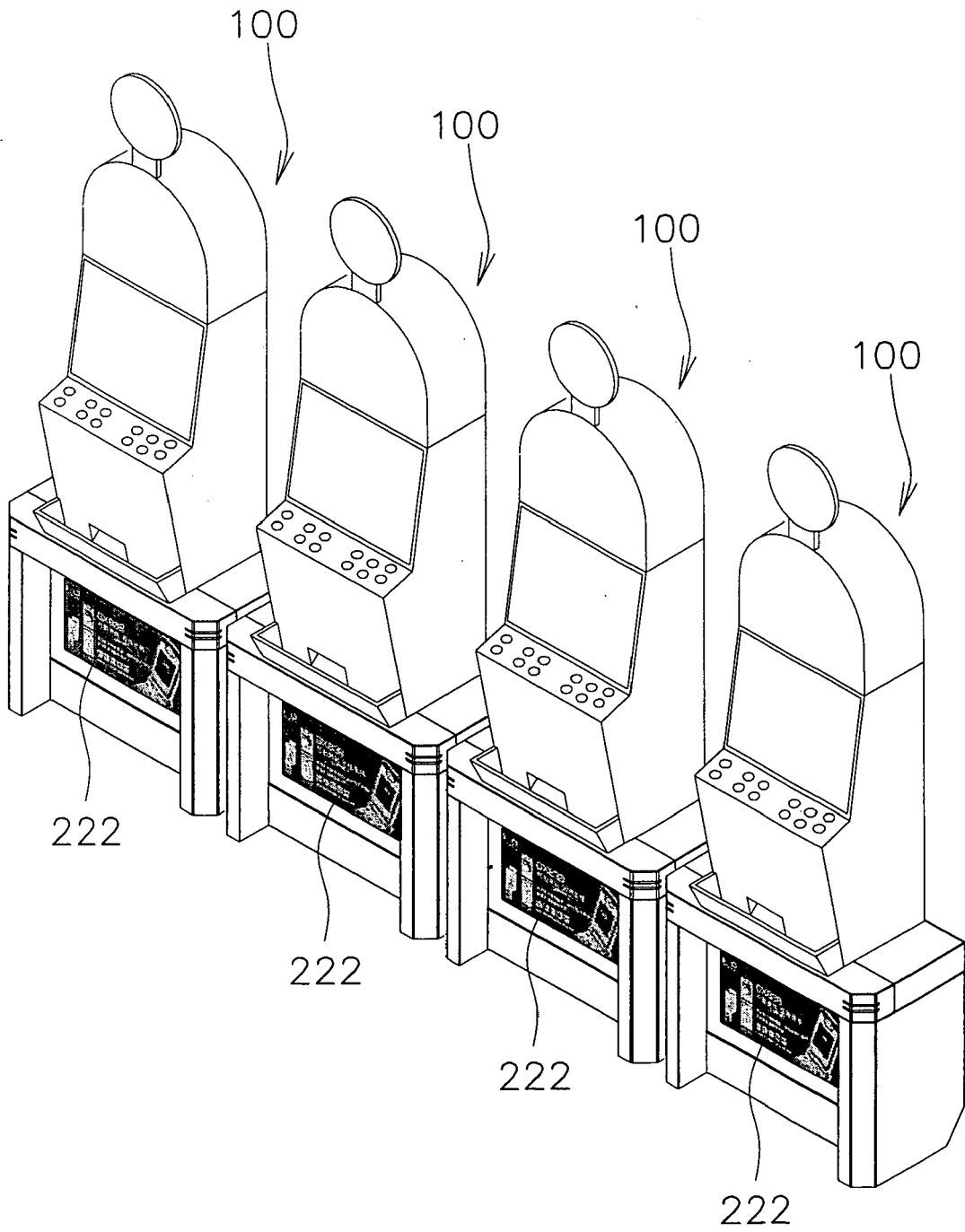


FIG. 7



DOCUMENTS CONSIDERED TO BE RELEVANT			
Category	Citation of document with indication, where appropriate, of relevant passages	Relevant to claim	CLASSIFICATION OF THE APPLICATION (IPC)
Y	FR 2 714 507 A (NOVO INVEST CASINO DEVELOPMENT A) 30 June 1995 (1995-06-30) * abstract * * page 2, line 18 - line 25 * * page 3, line 32 - page 4, line 10 * * page 5, line 1 - page 6, line 19 * -----	1-8	G07F17/32
Y	EP 1 453 020 A (ARUZE CORP) 1 September 2004 (2004-09-01) * paragraph [0033] - paragraph [0036]; figures 1,2 * -----	1-8	
A	US 2004/061284 A1 (SATO MASATOSHI) 1 April 2004 (2004-04-01) * paragraph [0048] - paragraph [0061] * -----	1-8	
A	US 2004/229693 A1 (LIND CLIFTON ET AL) 18 November 2004 (2004-11-18) * abstract; figures 1,2,reference,18 * -----	1-8	
A	FR 2 760 875 A (BROZ MICHEL) 18 September 1998 (1998-09-18) * figure 1 * -----	1-8	TECHNICAL FIELDS SEARCHED (IPC) G07F
The present search report has been drawn up for all claims			
Place of search Munich		Date of completion of the search 1 February 2006	Examiner Lavin Liermo, J
CATEGORY OF CITED DOCUMENTS X : particularly relevant if taken alone Y : particularly relevant if combined with another document of the same category A : technological background O : non-written disclosure P : intermediate document		T : theory or principle underlying the invention E : earlier patent document, but published on, or after the filing date D : document cited in the application L : document cited for other reasons & : member of the same patent family, corresponding document	

1
EPO FORM 1503 03.82 (P04C01)

**ANNEX TO THE EUROPEAN SEARCH REPORT
ON EUROPEAN PATENT APPLICATION NO.**

EP 05 01 5550

This annex lists the patent family members relating to the patent documents cited in the above-mentioned European search report. The members are as contained in the European Patent Office EDP file on
The European Patent Office is in no way liable for these particulars which are merely given for the purpose of information.

01-02-2006

Patent document cited in search report	Publication date	Patent family member(s)	Publication date
FR 2714507 A	30-06-1995	BE 1009868 A3	07-10-1997
		DE 9320219 U1	31-03-1994
		ES 1029579 U1	16-05-1995

EP 1453020 A	01-09-2004	AU 2004200466 A1	02-09-2004
		CN 1520911 A	18-08-2004
		JP 2004242879 A	02-09-2004
		US 2004224747 A1	11-11-2004
		ZA 200401188 A	25-08-2004

US 2004061284 A1	01-04-2004	NONE	

US 2004229693 A1	18-11-2004	CA 2525395 A1	25-11-2004
		US 2004229698 A1	18-11-2004
		WO 2004101087 A2	25-11-2004

FR 2760875 A	18-09-1998	NONE	

EPO FORM P0459

For more details about this annex : see Official Journal of the European Patent Office, No. 12/82