



US00D669986S

(12) **United States Design Patent**
Sepehrnia et al.

(10) **Patent No.:** **US D669,986 S**

(45) **Date of Patent:** **** Oct. 30, 2012**

(54) **BIPOLAR GRASPING FORCEPS**

(75) Inventors: **Abolghassem Sepehrnia**, Ibbenbueren (DE); **Oliver Baumann**, Neuhausen (DE)

(73) Assignee: **Karl Storz GmbH & Co. KG** (DE)

(**) Term: **14 Years**

(21) Appl. No.: **29/392,016**

(22) Filed: **May 16, 2011**

(30) **Foreign Application Priority Data**

Nov. 15, 2010 (EM) 001781360-0005

(51) **LOC (9) Cl.** **24-02**

(52) **U.S. Cl.** **D24/143; D24/146**

(58) **Field of Classification Search** D24/133, D24/137-138, 143-149; 600/197, 226; 606/51-52, 606/167, 170, 174, 205-207; 30/155, 233, 30/241, 257

See application file for complete search history.

(56) **References Cited**

U.S. PATENT DOCUMENTS

4,994,079 A * 2/1991 Genese et al. 606/206
5,286,255 A * 2/1994 Weber 606/205
5,300,087 A * 4/1994 Knoepfler 606/207

5,425,743 A * 6/1995 Nicholas 606/205
D370,064 S * 5/1996 Livneh D24/146
D641,872 S * 7/2011 Solingen et al. D24/143
D641,873 S * 7/2011 Solingen et al. D24/143
D641,874 S * 7/2011 Solingen et al. D24/143
D646,784 S * 10/2011 Solingen et al. D24/147
8,123,780 B2 * 2/2012 Stefan et al. 606/205

* cited by examiner

Primary Examiner — Wan Laymon

(74) *Attorney, Agent, or Firm* — St. Onge Steward Johnston & Reens LLC

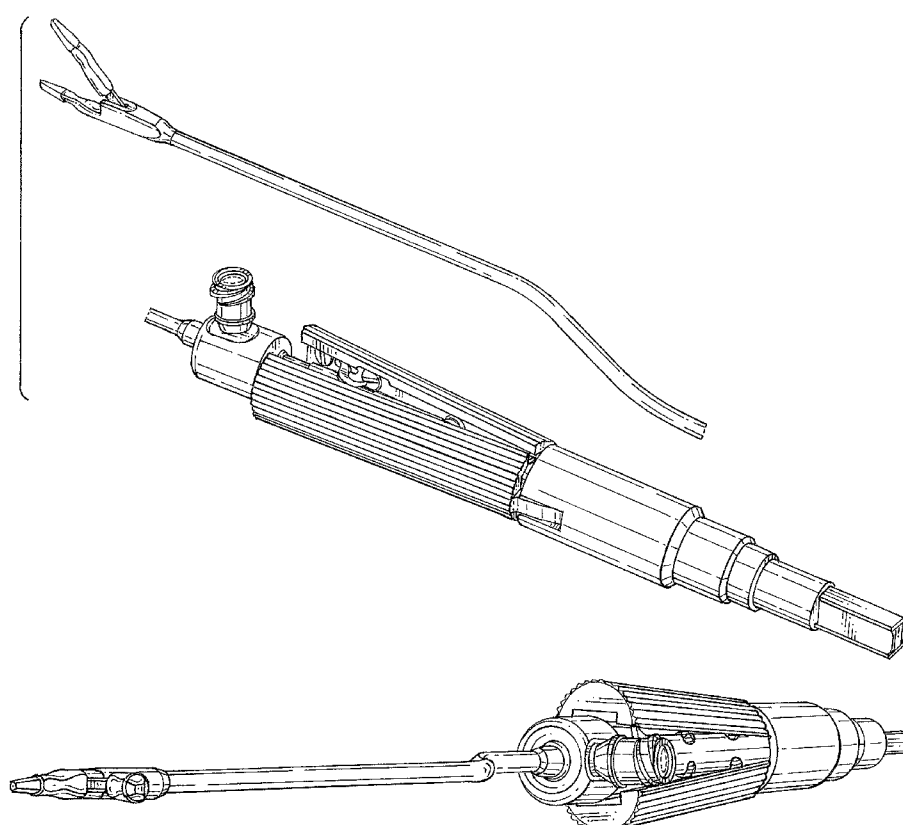
(57) **CLAIM**

The ornamental design for a bipolar grasping forceps, as shown and described.

DESCRIPTION

FIG. 1 is a top left side isometric view of a bipolar grasping forceps in accordance with the new design; FIG. 2 is a left side isometric view thereof; FIG. 3 is a right side isometric view thereof; FIG. 4 is a top isometric view thereof; FIG. 5 is a bottom isometric view thereof; and, FIG. 6 is a front isometric view thereof. The broken line shown in FIGS. 1, 3, 4, and 6 represent the bounds of the claimed design and form no part of the claimed design. The broken away symbols in FIGS. 1-5 indicate the appearance of any portion of the article between the break lines forms no part of the claimed design.

1 Claim, 6 Drawing Sheets



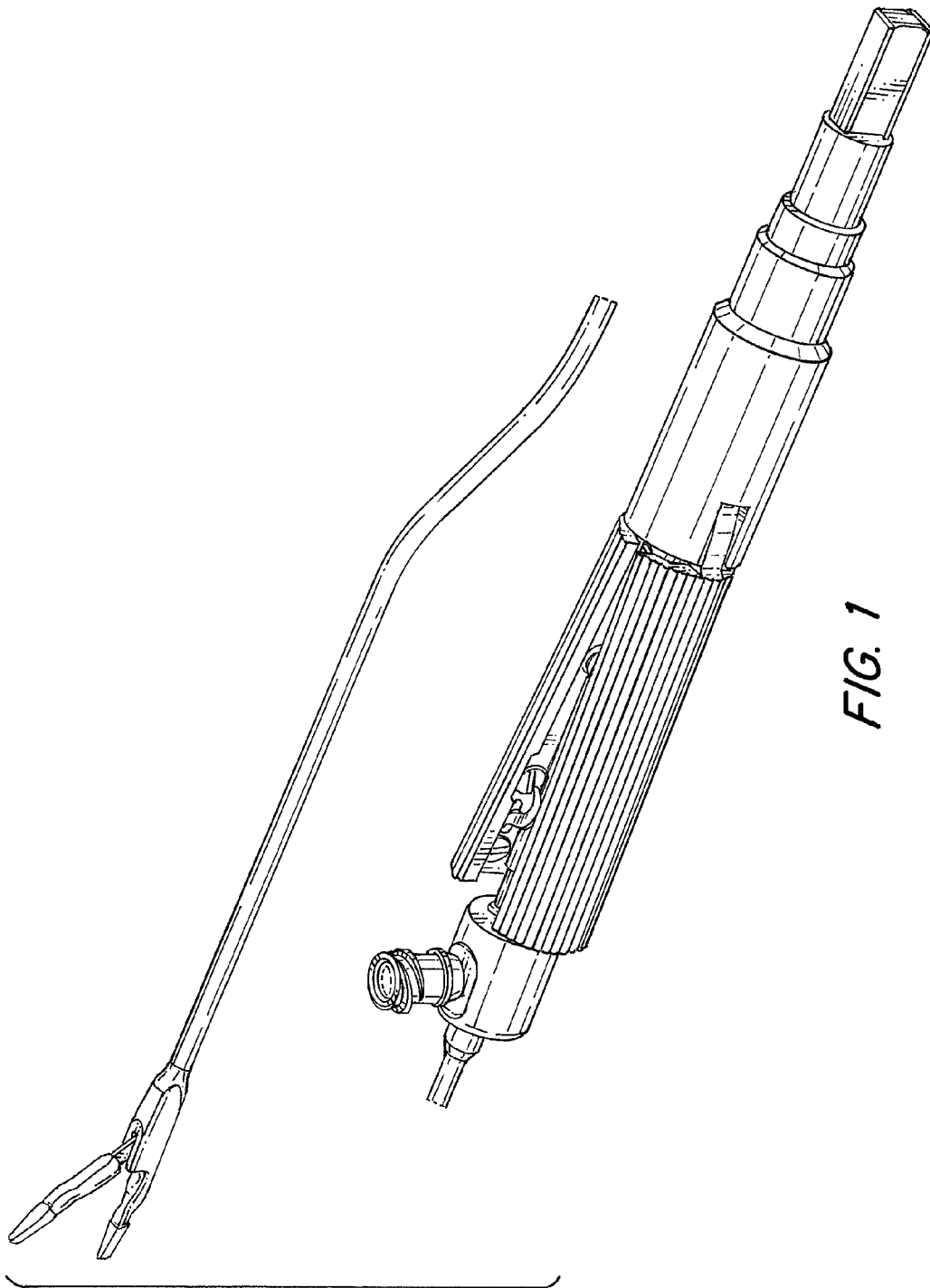


FIG. 1

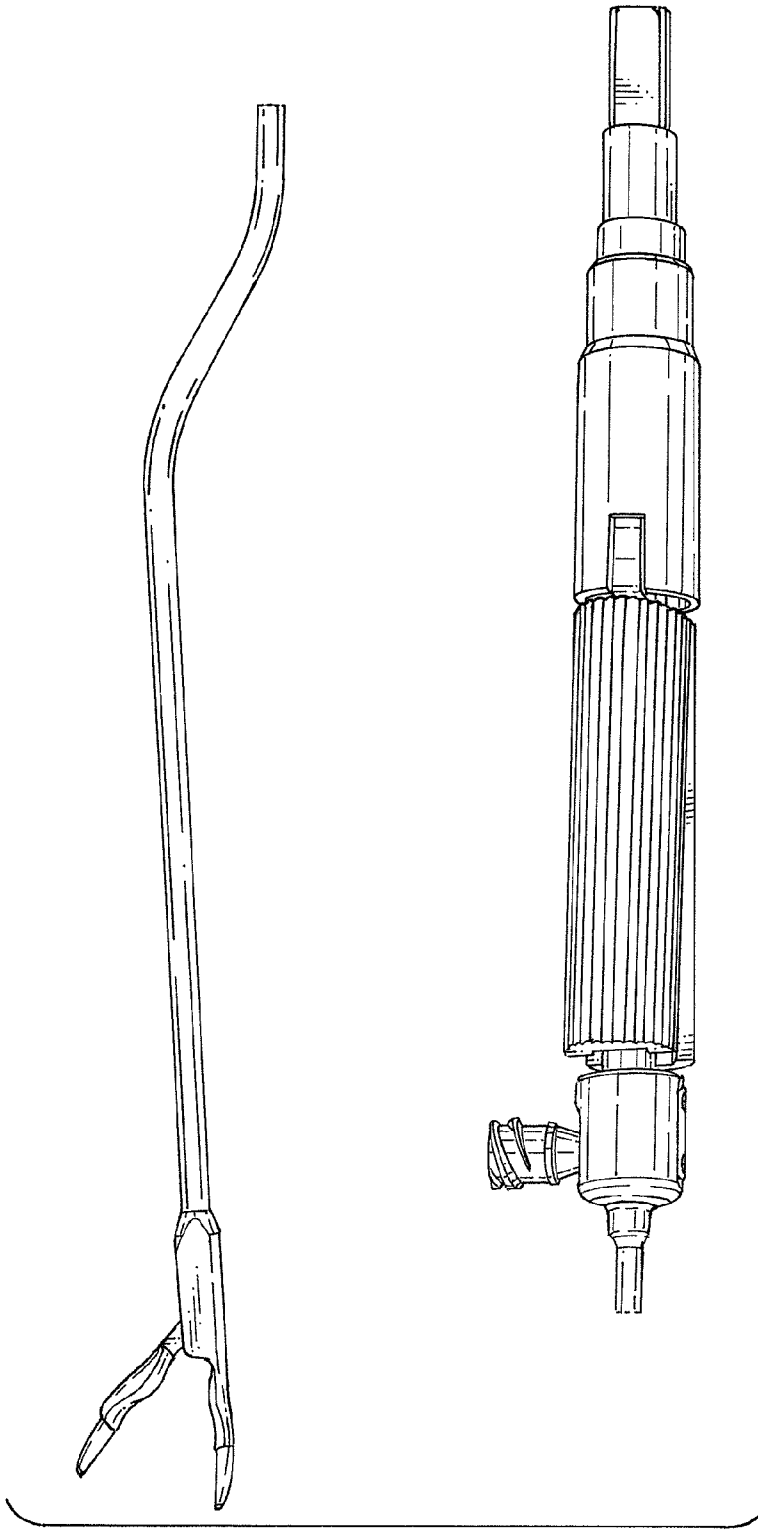


FIG. 2

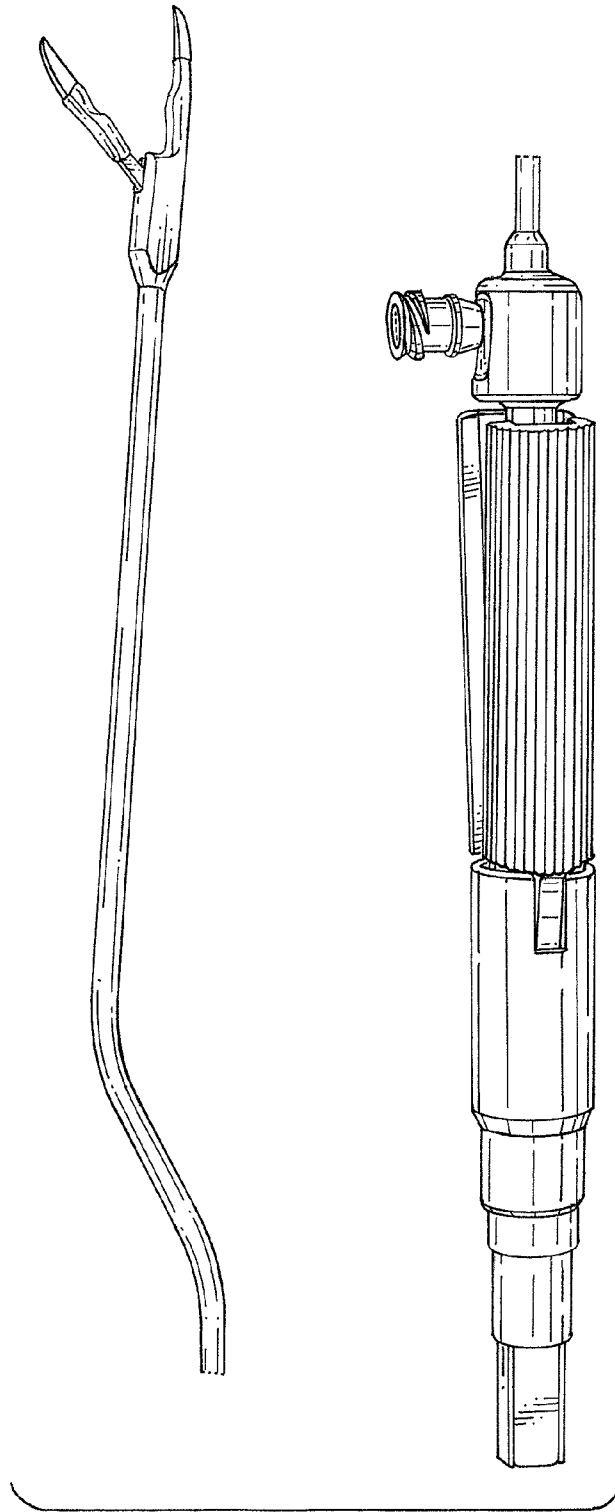


FIG. 3

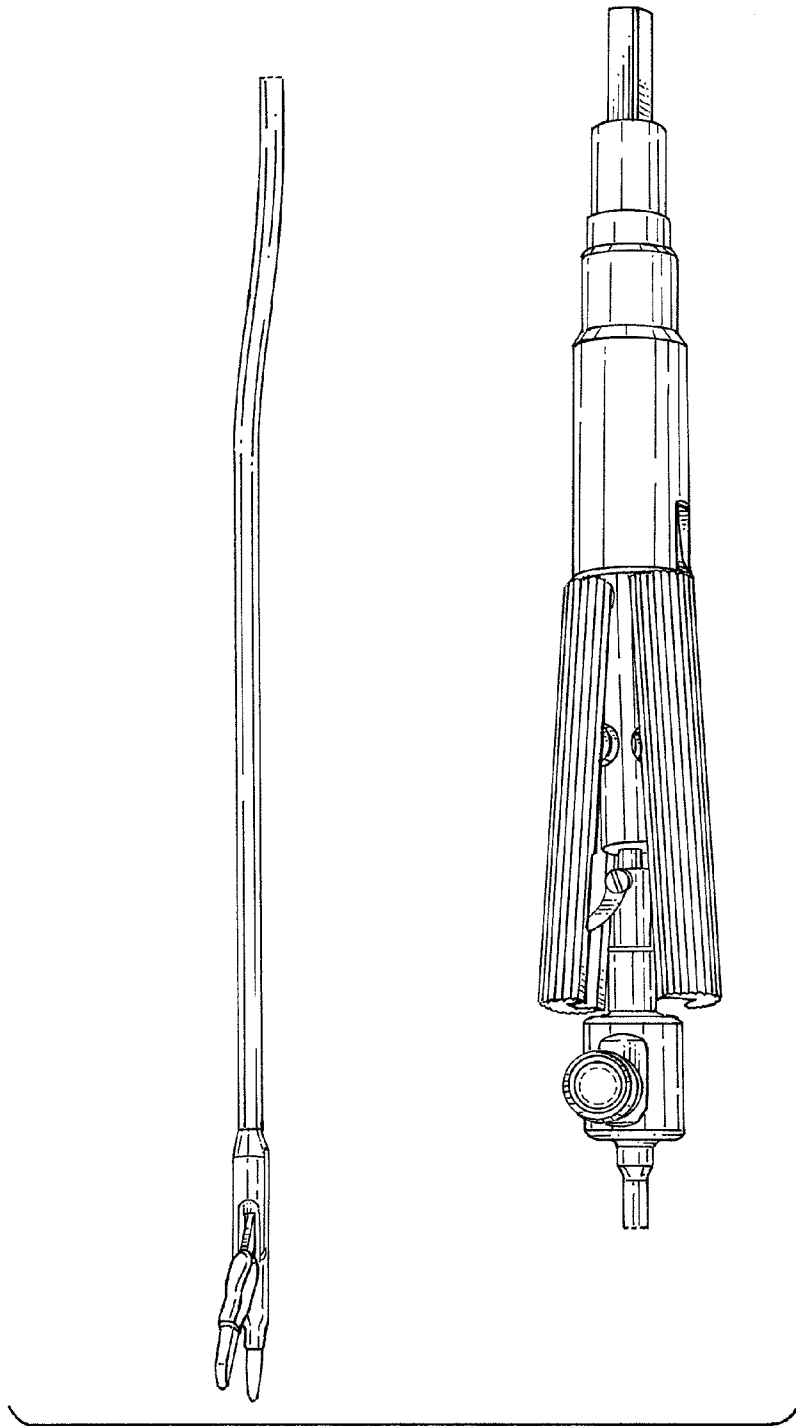


FIG. 4

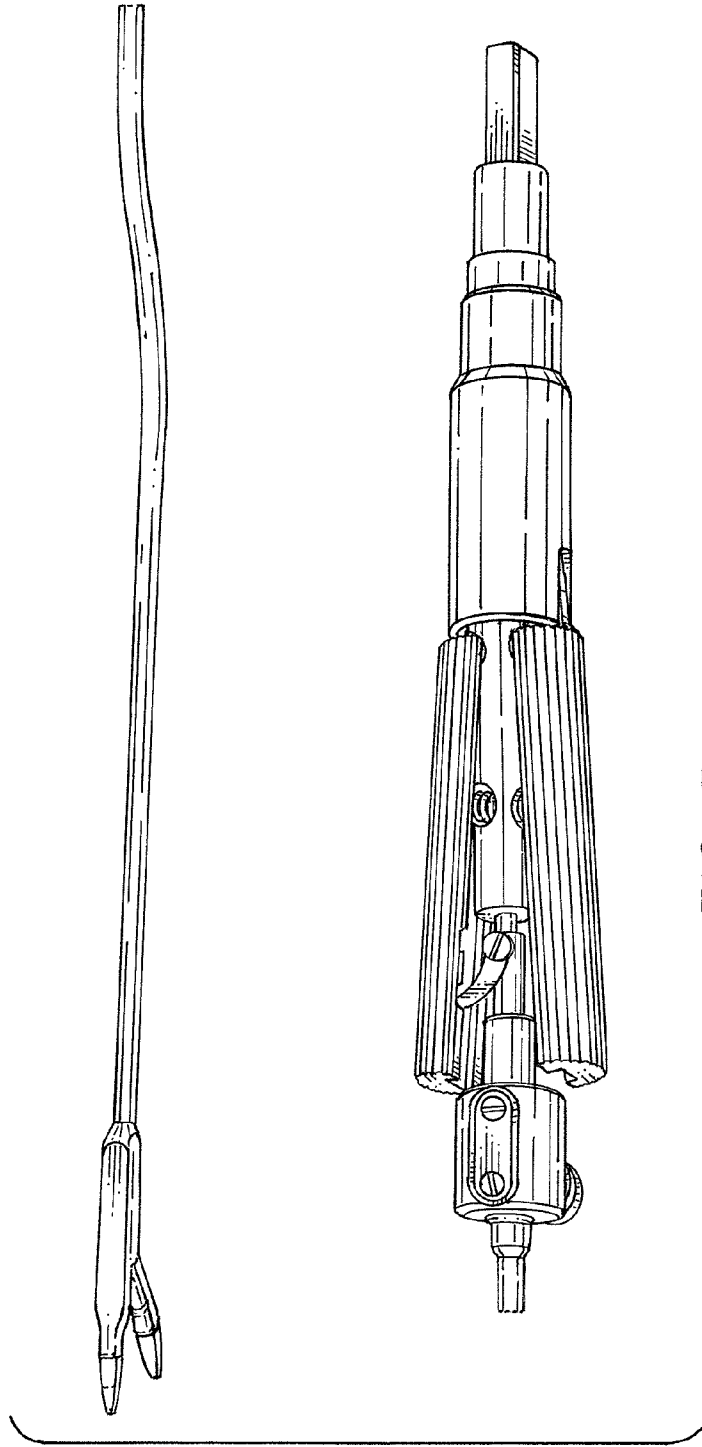


FIG. 5

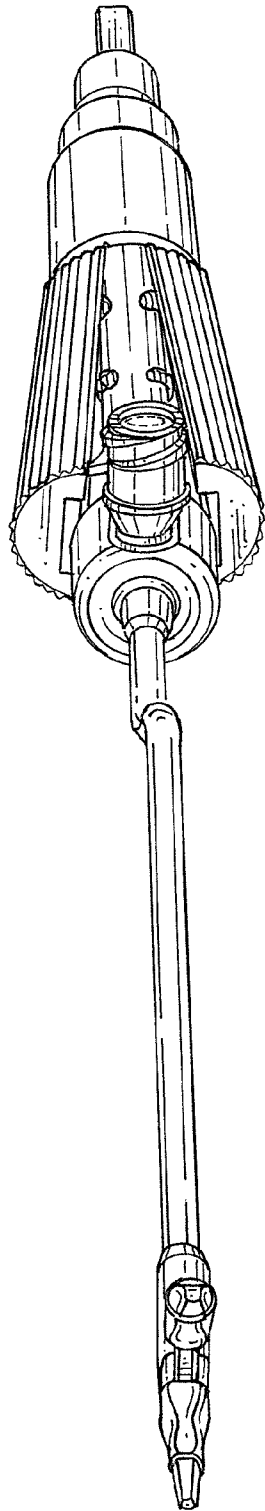


FIG. 6