

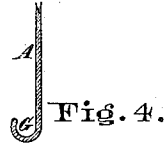
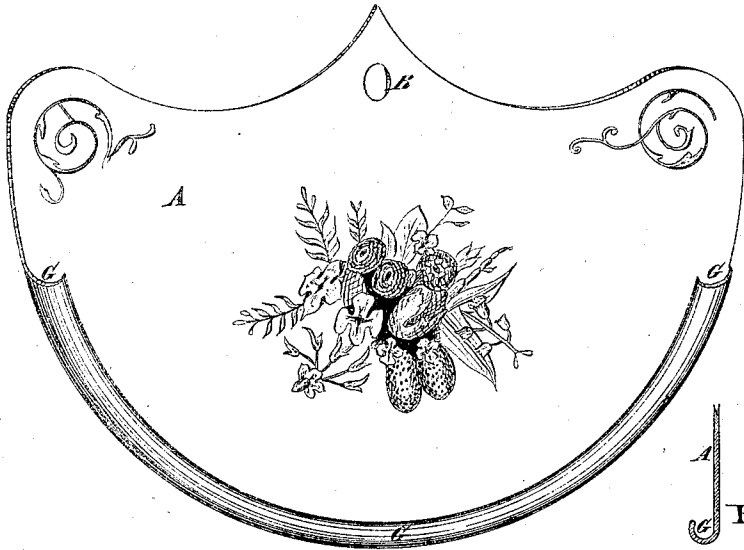
*B. K. Malby,*

*Wall Shield.*


*No. 108,497*

*Patented Oct. 18. 1870.*

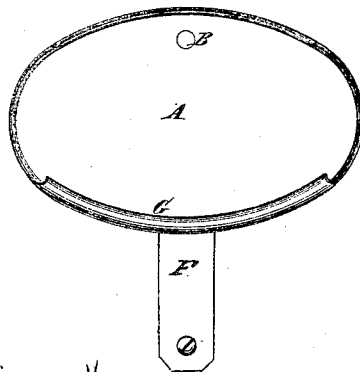
**Fig. 1.**



**Fig. 2.**



**Fig. 3.**



*Attest*  
*Henry Millward,*  
*M. Deisinger*

*Inventor*  
*Benjamin P. Malby.*

# United States Patent Office.

BENJAMIN K. MALTBY, OF CINCINNATI, OHIO.

Letters Patent No. 108,497, dated October 18, 1870.

## IMPROVEMENT IN WALL-PROTECTORS.

The Schedule referred to in these Letters Patent and making part of the same.

### *To all whom it may concern:*

Be it known that I, BENJAMIN K. MALTBY, of Cincinnati, county of Hamilton and State of Ohio, have invented a new and useful Improvement in Wall-Protectors or Screens, called a Wall-Shield, designed to protect the walls of rooms from spatters of water from wash-stands, kitchen-tables, water-jets, slop-vessels, &c; and I do hereby declare the following to be a full and exact description thereof, reference being had to the annexed drawing and the letters marked thereon.

The nature of my invention consists in the use of properly-shaped plates or sheets of metal, wood, papier mache, or other material sufficiently thin and strong, with surface specially prepared by painting, japanning, varnishing, or otherwise, plain or ornamental, as the case may be, and provided with a groove, gutter, or water-receptacle upon the lower edge of the same, constituting a wall-shield, for the purposes expressed above.

In the annexed drawing the general forms of the shield are shown, the letter A designating the general surface or face of the plates.

Figure 1 is ægis-shaped, the form most employed, Figures 2 and 3 showing simply variations in this respect.

B marks the aperture through which any instrument of fastening is inserted into the wall when it is to be suspended; but the fastening may be from below by using the straps F, to be made of any length,

reaching the base-board, or otherwise, as the case may require.

The vital feature in the structure of this device is the groove or water-receptacle, formed on the lower edge of the plate, marked G, the curve of which is shown more fully in vertical section, Figure 4. This gathers and holds the drippings that otherwise would trickle upon the walls, or down the furniture placed in contact with it, and having sufficient capacity for such accumulations, holding them till wiped up in sponging off the other parts of the shield.

The material usually employed in its construction is sheet-iron, its surface usually finished by japanning, and ornamented as taste or the trade in the article may require.

I do not embrace in my device anything pertaining to the material employed, or general shape or form, or the modes of appending it to walls or furniture.

What I do claim as my invention, and desire to secure by Letters Patent, is—

The construction of a shield, with a groove or water-receptacle on the lower edge, in the manner and for the purposes above set forth.

In testimony of which invention, I hereunto set my hand.

BENJ. K. MALTBY.

Witnesses:

CHAS. H. YOUNG,  
EMIL GOLDMAN.