



(12) **United States Design Patent**
Zolotuhin

(10) **Patent No.:** **US D872,003 S**
(45) **Date of Patent:** **** Jan. 7, 2020**

(54) **PONTOON BOAT WITH ELEVATED FRONT WAVE GUARD**

- (71) Applicant: **Mihail Zolotuhin**, Sandy, UT (US)
- (72) Inventor: **Mihail Zolotuhin**, Sandy, UT (US)
- (**) Term: **15 Years**
- (21) Appl. No.: **29/609,369**
- (22) Filed: **Jun. 29, 2017**

Related U.S. Application Data

- (63) Continuation-in-part of application No. 29/601,860, filed on Apr. 26, 2017.
- (51) **LOC (12) Cl.** **12-06**
- (52) **U.S. Cl.**
USPC **D12/310**
- (58) **Field of Classification Search**
USPC D12/300–318; D21/542–547
(Continued)

(56) **References Cited**

U.S. PATENT DOCUMENTS

- 4,562,786 A 1/1986 Pruonto
 - D298,310 S 11/1988 Robbins
- (Continued)

FOREIGN PATENT DOCUMENTS

- CA 2414545 A1 7/2004
 - DE 3924362 A1 1/1991
- (Continued)

Primary Examiner — Cynthia M. Chin
(74) *Attorney, Agent, or Firm* — Pate Peterson PLLC; Brett Peterson

(57) **CLAIM**

The ornamental design for a pontoon boat with elevated front wave guard, as shown and described.

DESCRIPTION

FIG. 1 is an upper isometric view of a pontoon boat with elevated front wave guard.

FIG. 2 is a lower isometric view of the pontoon boat with elevated front wave guard of FIG. 1.

FIG. 3 is a top side view of the pontoon boat with elevated front wave guard of FIG. 1.

FIG. 4 is a bottom side view of the pontoon boat with elevated front wave guard of FIG. 1.

FIG. 5 is a left side view of the pontoon boat with elevated front wave guard of FIG. 1.

FIG. 6 is a right side view of the pontoon boat with elevated front wave guard of FIG. 1.

FIG. 7 is a front side view of the pontoon boat with elevated front wave guard of FIG. 1.

FIG. 8 is a rear side view of the pontoon boat with elevated front wave guard of FIG. 1.

FIG. 9 is an upper isometric view of another pontoon boat with elevated front wave guard.

FIG. 10 is a lower isometric view of the pontoon boat with elevated front wave guard of FIG. 9.

FIG. 11 is a top side view of the pontoon boat with elevated front wave guard of FIG. 9.

FIG. 12 is a bottom side view of the pontoon boat with elevated front wave guard of FIG. 9.

FIG. 13 is a left side view of the pontoon boat with elevated front wave guard of FIG. 9.

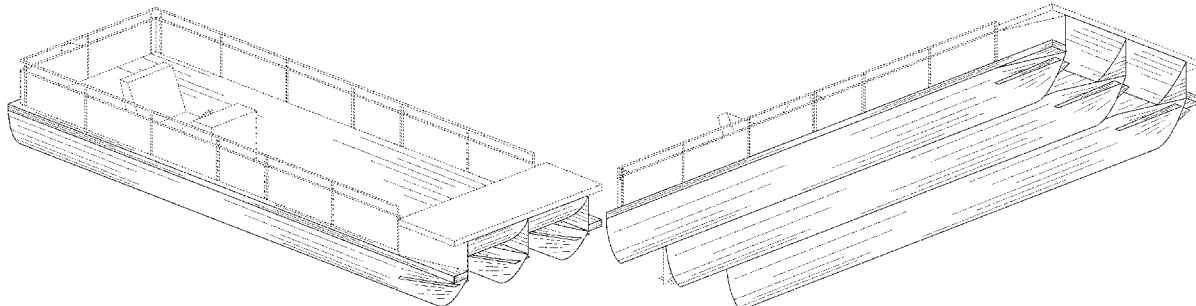
FIG. 14 is a right side view of the pontoon boat with elevated front wave guard of FIG. 9.

FIG. 15 is a front side view of the pontoon boat with elevated front wave guard of FIG. 9; and,

FIG. 16 is a rear side view of the pontoon boat with elevated front wave guard of FIG. 9.

The broken lines are for the purpose of illustrating portions of the article that form no part of the claim.

1 Claim, 16 Drawing Sheets



(58) **Field of Classification Search**

CPC B63B 35/34; B63B 35/36; B63B 35/38;
B63B 35/04

See application file for complete search history.

(56) **References Cited**

U.S. PATENT DOCUMENTS

5,105,755	A	4/1992	Davidson	
D341,811	S	11/1993	Pepper	
D369,337	S	4/1996	Stevens	
5,540,169	A	7/1996	Davis	
5,706,752	A	1/1998	Menne	
5,746,146	A	5/1998	Bixel	
6,209,477	B1	4/2001	Biedenweg	
D516,495	S *	3/2006	Menne	D12/300
7,028,632	B2 *	4/2006	Blank	B63B 27/143 114/362
7,107,926	B2	9/2006	Fishburn	
7,484,472	B1	2/2009	Highfield	
D641,747	S *	7/2011	Gisborne	D14/300
8,056,496	B1	11/2011	Bussa	
8,770,136	B2 *	7/2014	Larson	B63B 17/02 114/361
9,302,740	B2 *	4/2016	O'Neal	B63B 35/613
9,475,548	B1 *	10/2016	Slocum	B63B 1/125

D773,373	S	12/2016	Mayes	
D780,087	S	2/2017	Deurr	
9,586,655	B1 *	3/2017	Butler	B63B 27/14
9,611,008	B1 *	4/2017	O'Neal	B63B 1/14
9,783,267	B1 *	10/2017	Alexander	B63B 17/04
9,914,507	B2 *	3/2018	Falahee	A47B 37/04
10,017,235	B2 *	7/2018	Pappas	B63H 20/02
10,308,320	B1 *	6/2019	O'Neal	B63B 1/14
2007/0022938	A1	2/2007	Fishburn	
2007/0221114	A1	9/2007	Schaaf	
2007/0295255	A1	12/2007	Stryjewski	
2007/0295264	A1	12/2007	Fishburn	
2010/0229775	A1	9/2010	Cochran	
2013/0025519	A1	1/2013	Cooney	
2013/0025527	A1	1/2013	Cooney	
2017/0029069	A1	2/2017	Deurr	

FOREIGN PATENT DOCUMENTS

FR	2261923	A1	9/1975
JP	2003327193	A	11/2003
JP	2010064724	A	3/2010
JP	2011152891	A	8/2011
JP	2012162116	A	8/2012
WO	WO 2016/193169	A1	12/2016

* cited by examiner

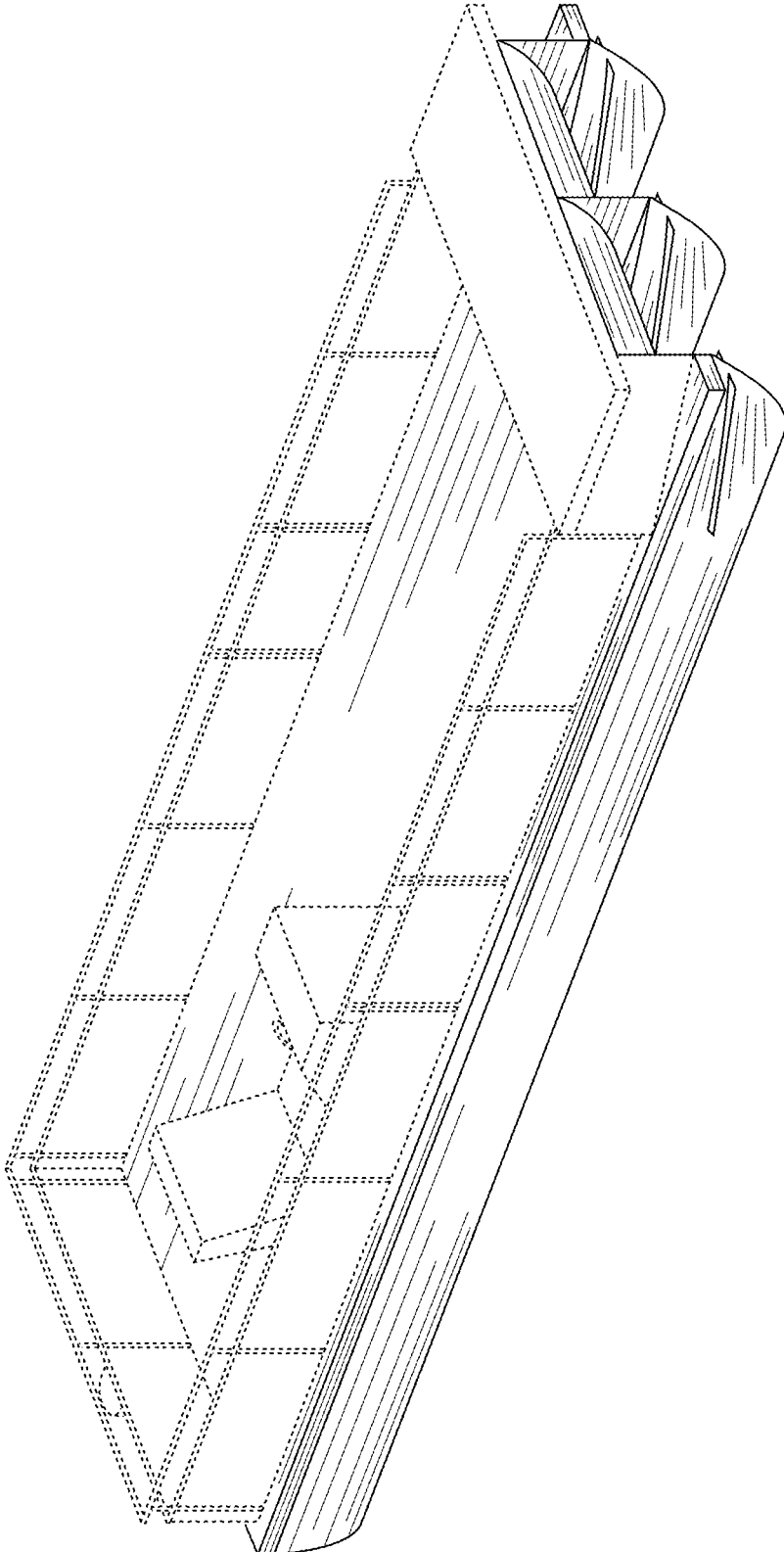


Fig. 1

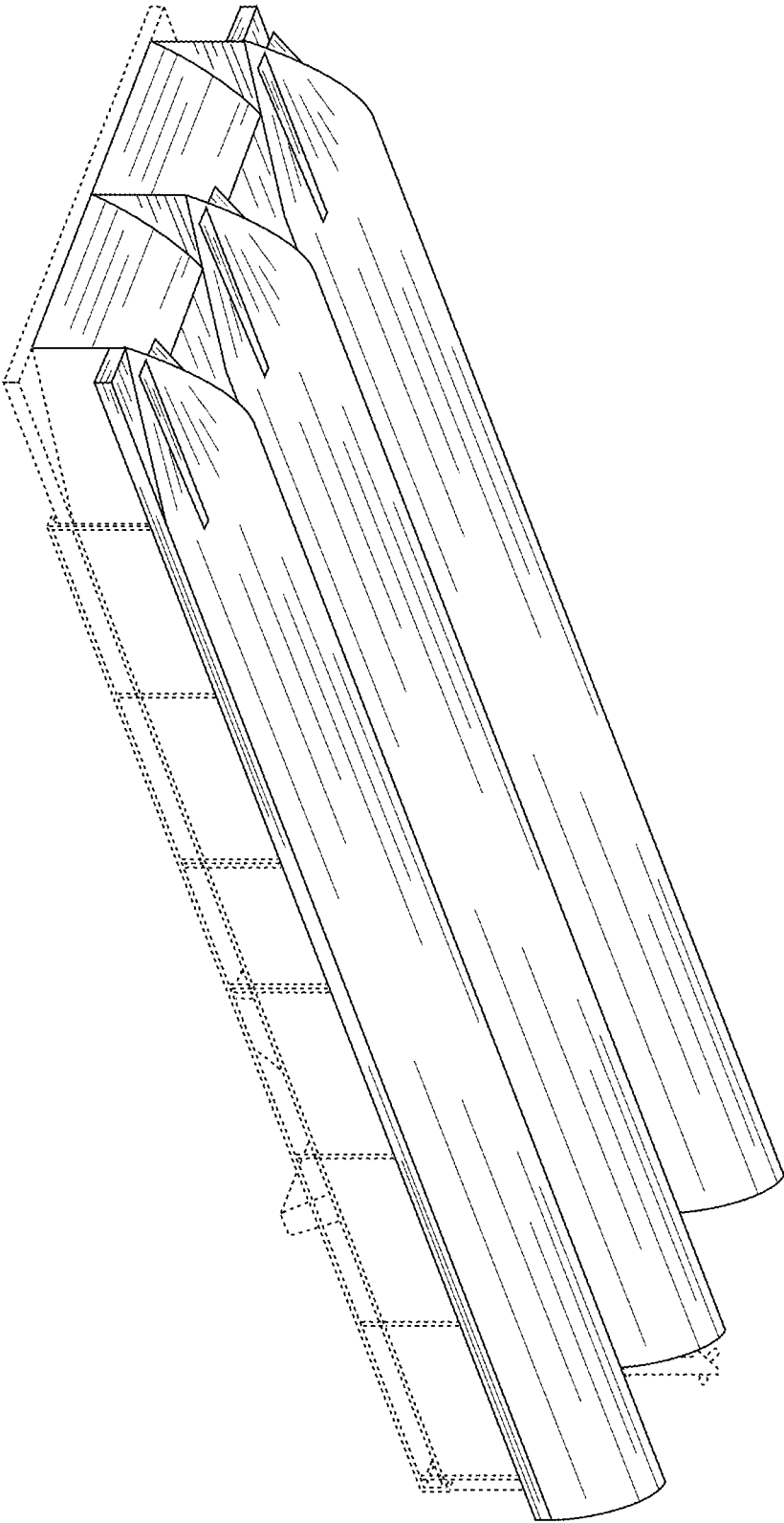


Fig. 2

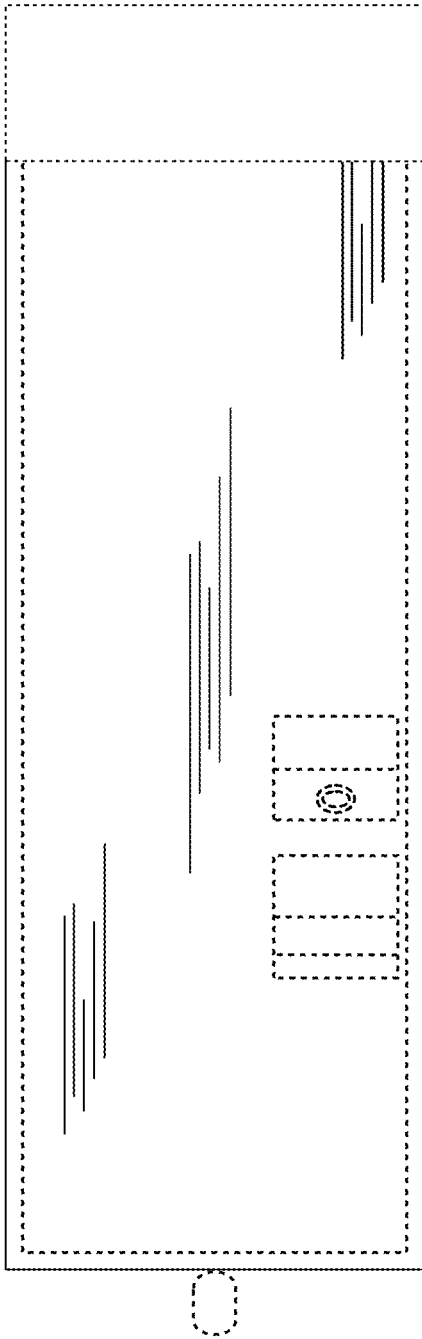


Fig. 3




Fig. 4

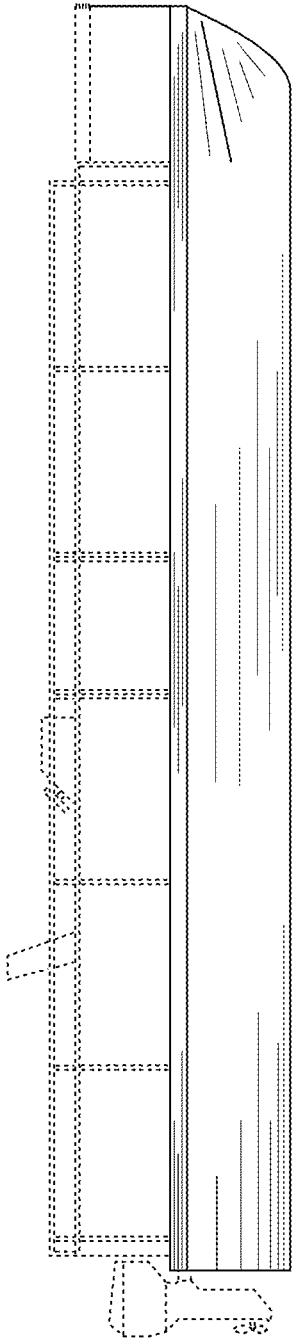


Fig. 5

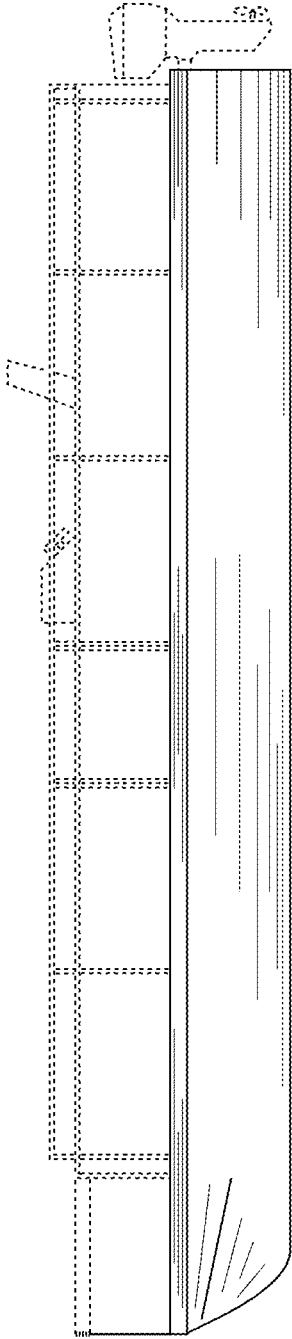


Fig. 6

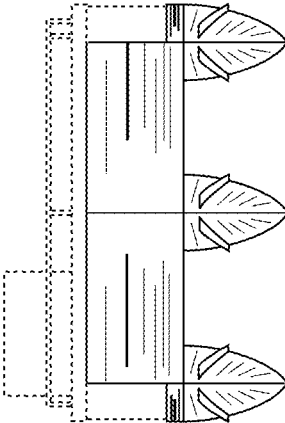


Fig. 7

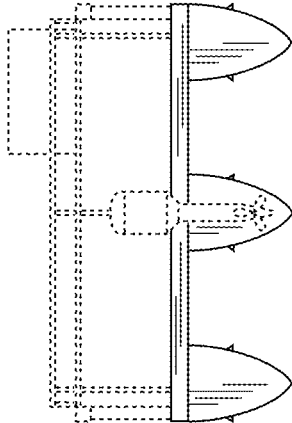


Fig. 8

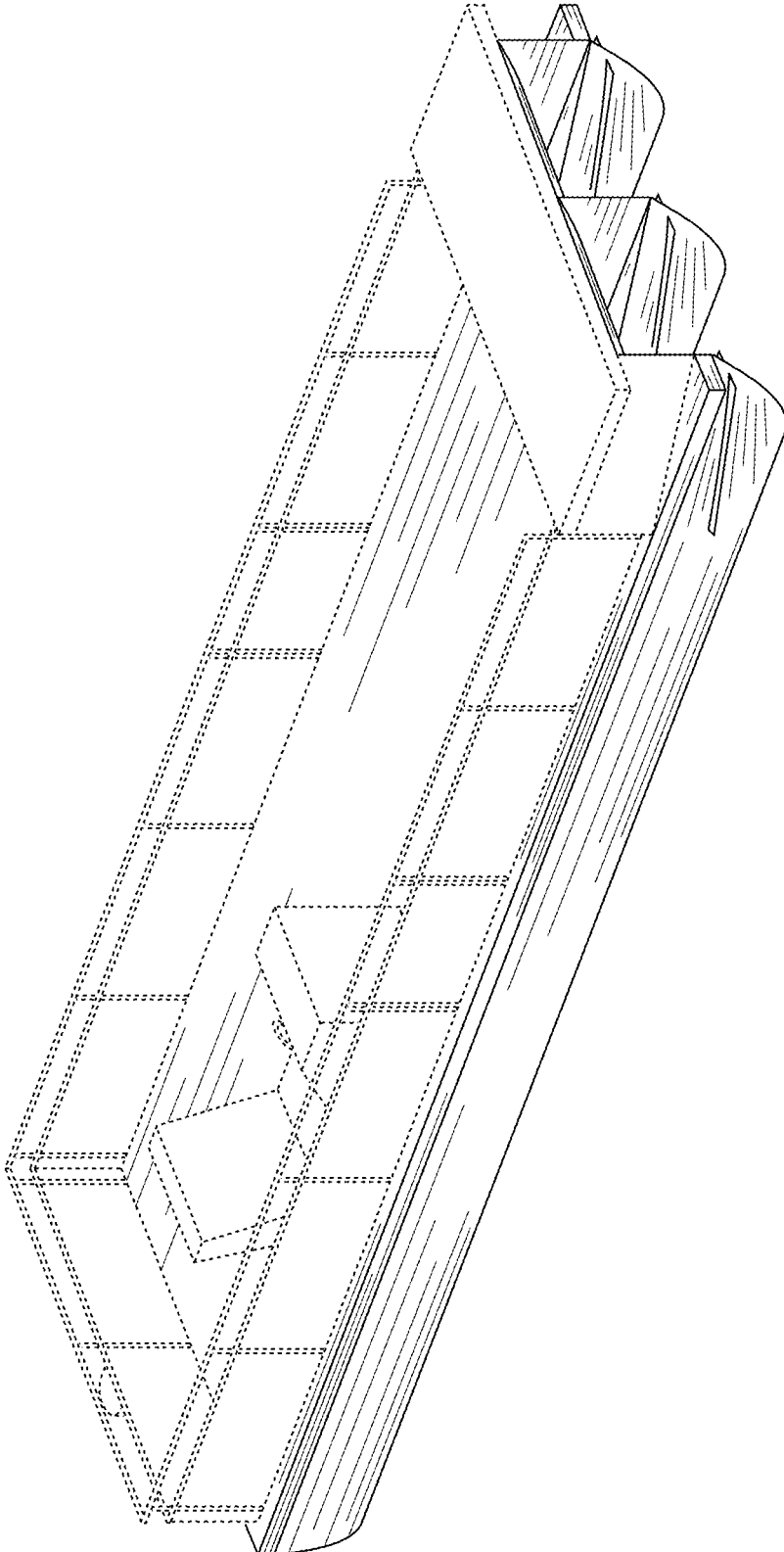


Fig. 9

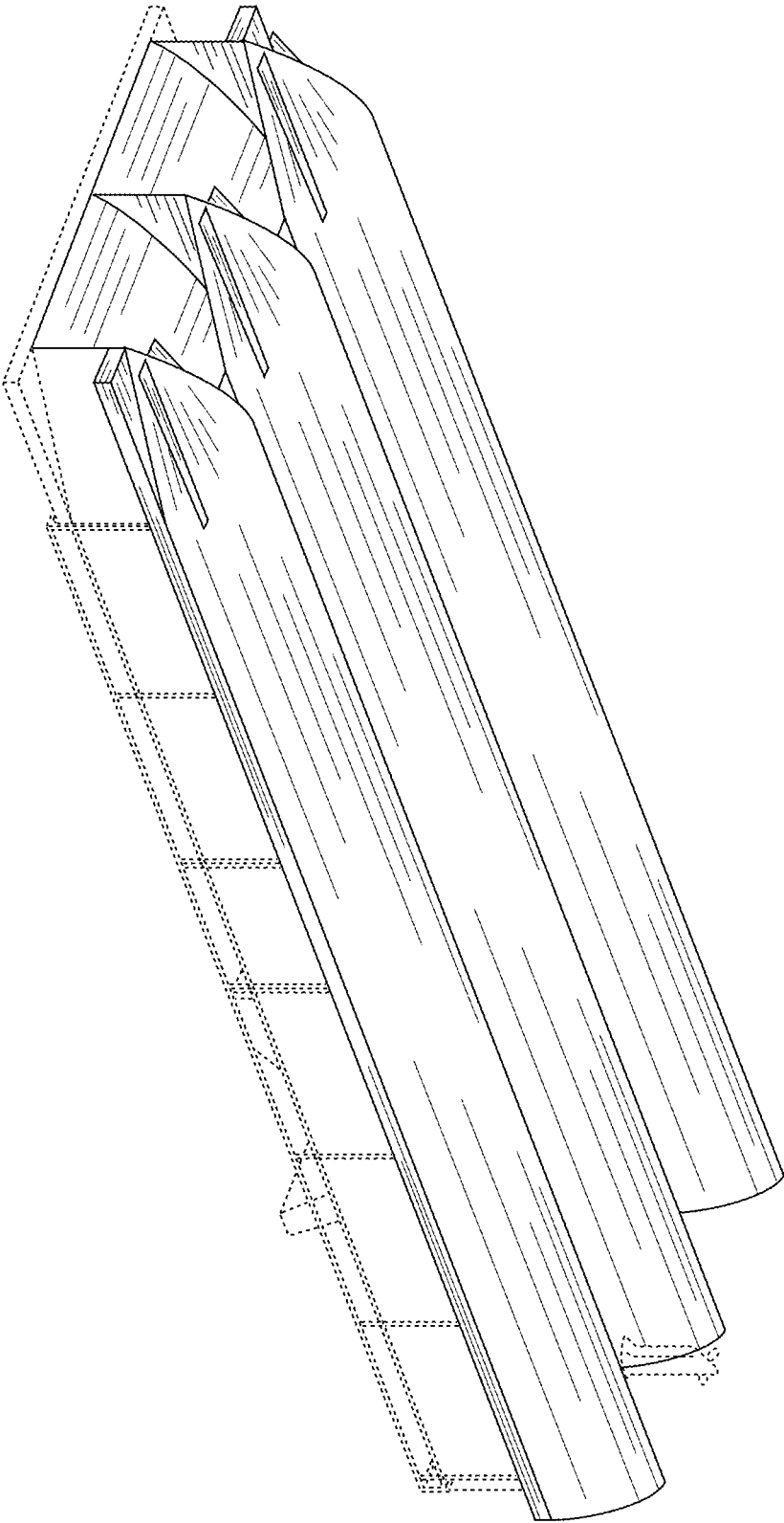


Fig. 10

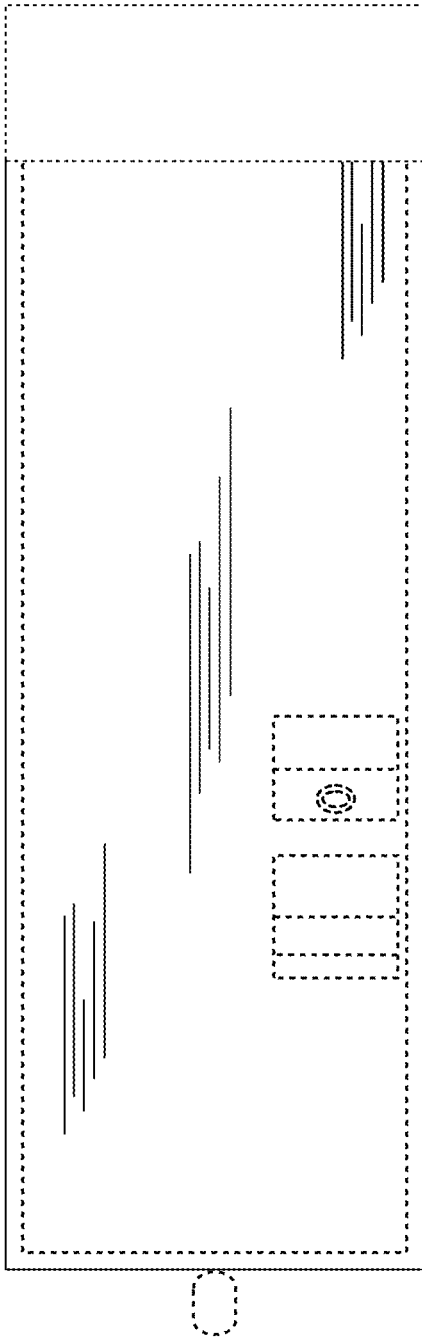


Fig. 11




Fig. 12

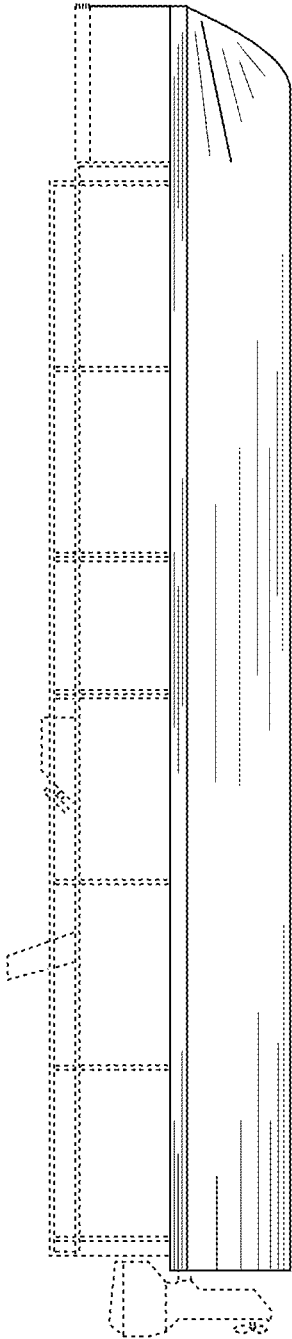


Fig. 13

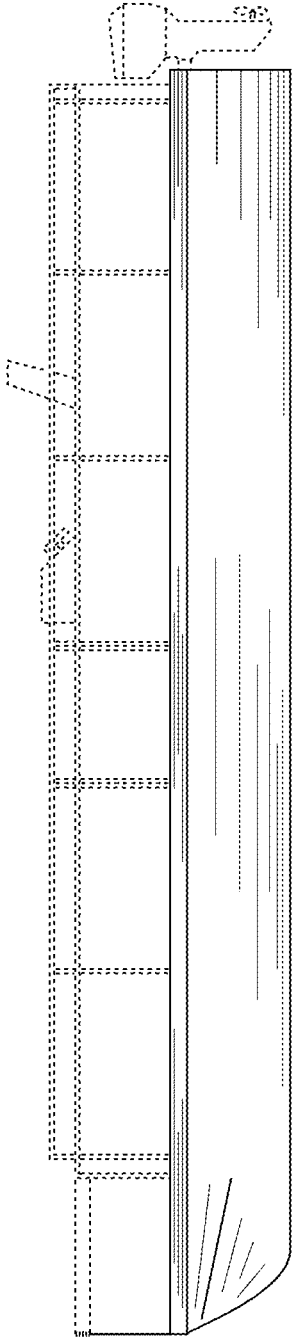


Fig. 14

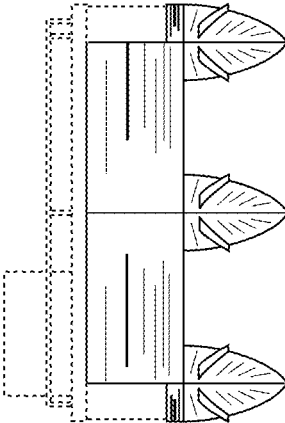


Fig. 15

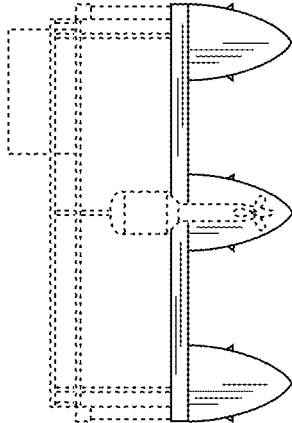


Fig. 16