



US00D474273S

(12) **United States Design Patent** (10) **Patent No.:** **US D474,273 S**
Yamamoto (45) **Date of Patent:** **** May 6, 2003**

(54) **SANITARY NAPKIN**
(75) **Inventor:** **Masami Yamamoto, Osakasayama (JP)**
(73) **Assignee:** **2002 Planning Co., Ltd., Osaka (JP)**
(**) **Term:** **14 Years**
(21) **Appl. No.:** **29/167,509**
(22) **Filed:** **Sep. 17, 2002**
(51) **LOC (7) Cl. 24-04**
(52) **U.S. Cl. D24/125**
(58) **Field of Search D24/124, 125;**
604/358, 385.01, 386, 387, 389, 390, 385.04,
366, 370

JP D1088973 10/2000
JP D1122278 9/2001
JP D1122281 9/2001

* cited by examiner

Primary Examiner—Stella Reid

(74) *Attorney, Agent, or Firm*—Bacon & Thomas, PLLC

(57) **CLAIM**

The ornamental design for a sanitary napkin, as shown and described.

DESCRIPTION

FIG. 1 is a perspective view of sanitary napkin embodying my new design;
FIG. 2 is a front elevational view thereof;
FIG. 3 is a top plan view thereof;
FIG. 4 is a right side elevational view thereof;
FIG. 5 is a rear elevational view thereof;
FIG. 6 is a left side elevational view thereof;
FIG. 7 is a bottom plan view thereof;
FIG. 8 is a front elevational view in use condition, the broken line showing of the underwear being for illustrative purposes only and forming no part of the claimed design; and,
FIG. 9 is a rear elevational view in use condition, the broken line showing of the underwear being for illustrative purposes only and forming no part of the claimed design.

(56) **References Cited**
U.S. PATENT DOCUMENTS
5,383,869 A * 1/1995 Osborn, III 604/385.04
D365,147 S * 12/1995 Hamel D24/125
5,575,786 A * 11/1996 Osborn, III 604/387
5,713,886 A * 2/1998 Sturino 604/390
5,772,648 A * 6/1998 Osborn, III et al. 604/385.04
D422,076 S * 3/2000 Glaug D24/125
6,284,943 B1 * 9/2001 Osborn, III et al. 604/366
D454,195 S * 3/2002 Kitzinger et al. D24/125
6,375,645 B1 * 4/2002 Nishida et al. 604/385.02

FOREIGN PATENT DOCUMENTS

JP D1077905 7/2000

1 Claim, 3 Drawing Sheets

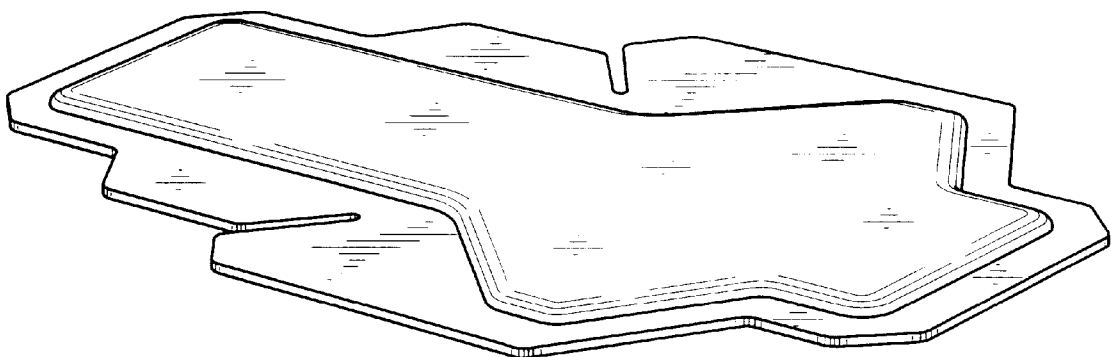


FIG. 1

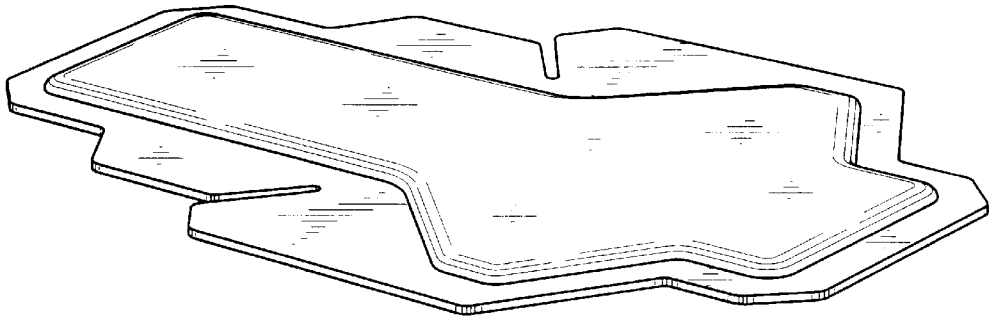


FIG. 2

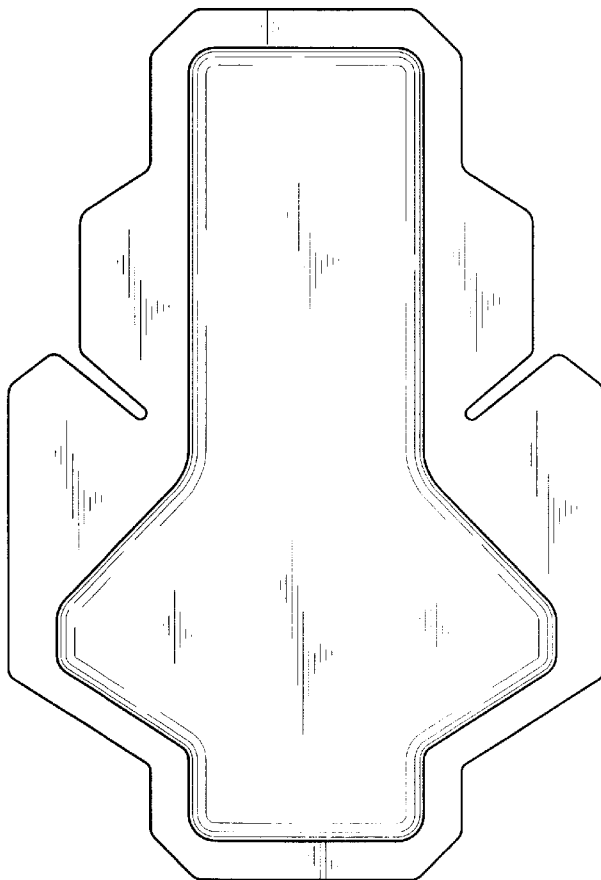


FIG. 3




FIG. 4



FIG. 5

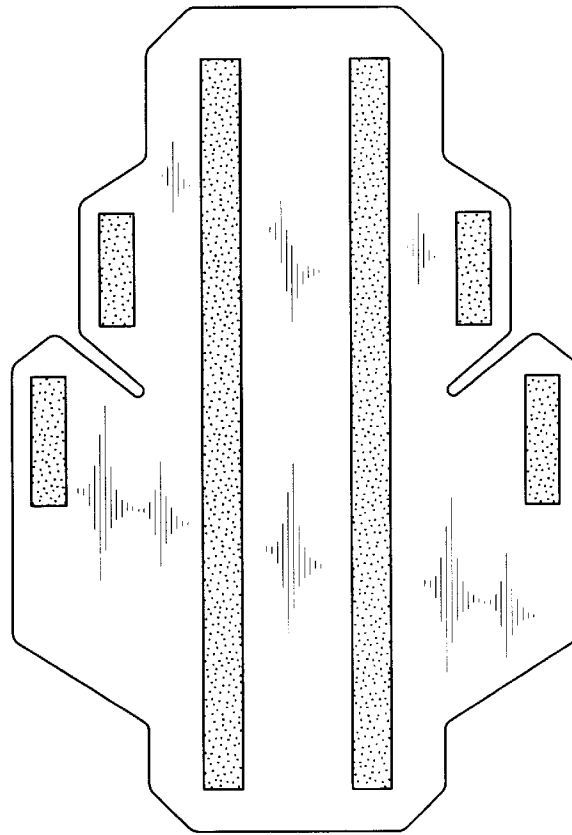


FIG. 6



FIG. 7




FIG. 8

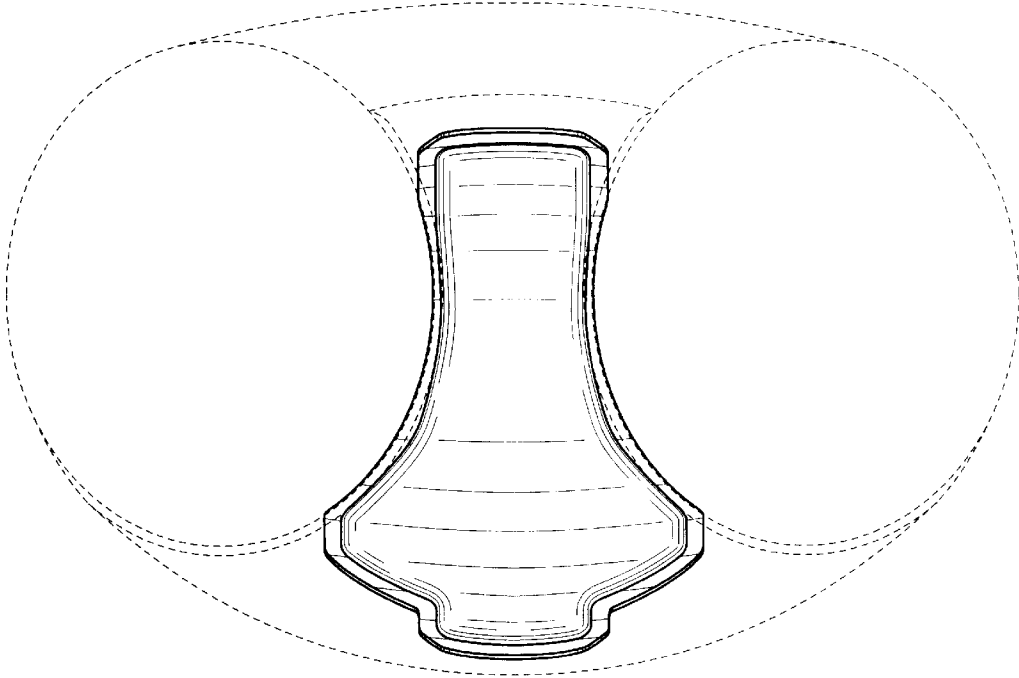


FIG. 9

