



US00D690806S

(12) **United States Design Patent**  
**Nakayama et al.**

(10) **Patent No.:** **US D690,806 S**

(45) **Date of Patent:** **\*\* Oct. 1, 2013**

(54) **COIL**

(75) Inventors: **Tsuyoshi Nakayama**, Nagoya (JP);  
**Minekazu Kamei**, Nagoya (JP); **Aya Makio**, Nagoya (JP)

(73) Assignee: **Asahi Intecc Co., Ltd.**, Nagoya-Shi (JP)

(\*\*) Term: **14 Years**

(21) Appl. No.: **29/387,034**

(22) Filed: **Mar. 8, 2011**

(30) **Foreign Application Priority Data**

Oct. 26, 2010 (JP) ..... 2010-25678

(51) **LOC (9) Cl.** ..... **24-02**

(52) **U.S. Cl.**  
USPC ..... **D24/130**

(58) **Field of Classification Search**  
USPC D24/130, 112, 127; 604/526; 600/433-435,  
600/585; 57/236, 237; D11/13, 18; D1/125  
See application file for complete search history.

(56) **References Cited**

U.S. PATENT DOCUMENTS

4,990,155 A \* 2/1991 Wilkoff ..... 606/191  
5,154,705 A \* 10/1992 Fleischhacker et al. .... 604/526  
D350,909 S \* 9/1994 Cerato ..... D11/13  
5,573,520 A \* 11/1996 Schwartz et al. .... 604/526  
5,573,522 A \* 11/1996 Houser et al. .... 604/526

6,589,227 B2 \* 7/2003 Sønderskov Klint ..... 604/526  
6,685,696 B2 \* 2/2004 Fleischhacker et al. .... 604/526  
7,409,816 B2 \* 8/2008 Susai et al. .... 57/237  
7,426,821 B2 \* 9/2008 Soenen et al. .... 57/236  
D627,536 S \* 11/2010 Albuja et al. .... D1/125  
D657,235 S \* 4/2012 Wang ..... D8/499  
8,157,751 B2 \* 4/2012 Adams et al. .... 600/585  
8,273,100 B2 \* 9/2012 Martinez ..... 606/200

FOREIGN PATENT DOCUMENTS

JP S-D1213893 8/2004  
JP S-D1218584 9/2004  
JP S-D1394193 8/2010  
JP S-D1394529 8/2010

\* cited by examiner

*Primary Examiner* — David Muller

(74) *Attorney, Agent, or Firm* — Oliff & Berridge, PLC


(57) **CLAIM**

The ornamental design for a coil, as shown and described.

**DESCRIPTION**

FIG. 1 is a front view of a coil;  
FIG. 2 is a top view thereof;  
FIG. 3 is a right-side view thereof;  
FIG. 4 is a left-side view thereof;  
FIG. 5 is a rear view thereof;  
FIG. 6 is a bottom view thereof; and,  
FIG. 7 is a cross-sectional view thereof taken along lines 7-7  
in FIG. 1.

**1 Claim, 3 Drawing Sheets**



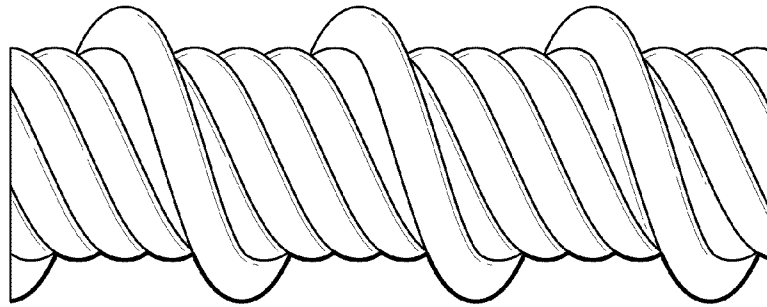


FIG. 2

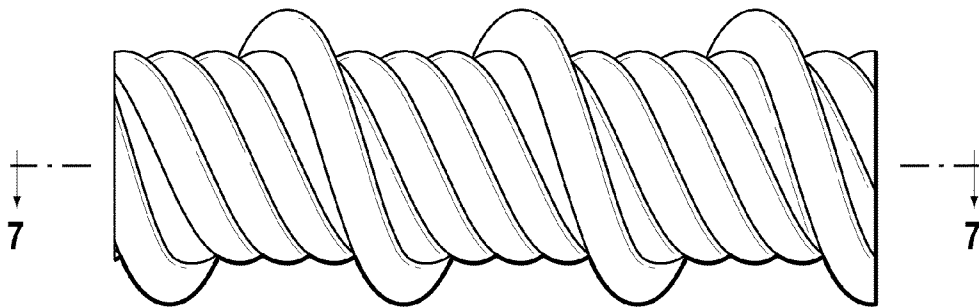


FIG. 1




FIG. 3

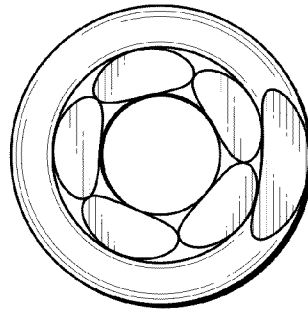


FIG. 4

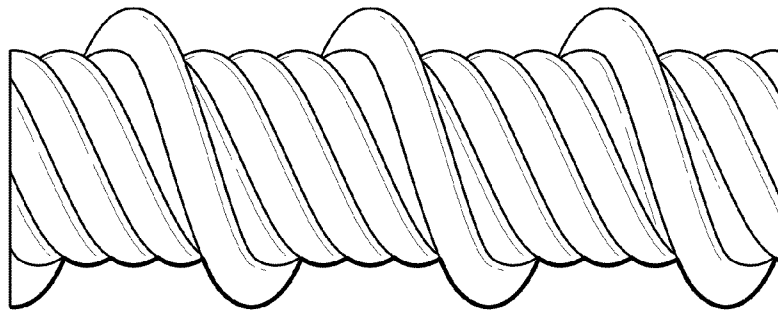


FIG. 5

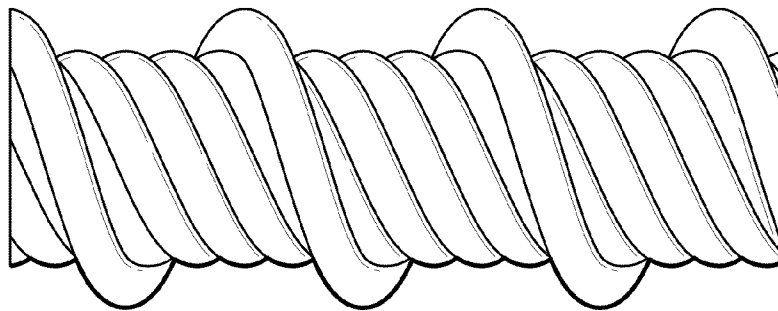


FIG. 6

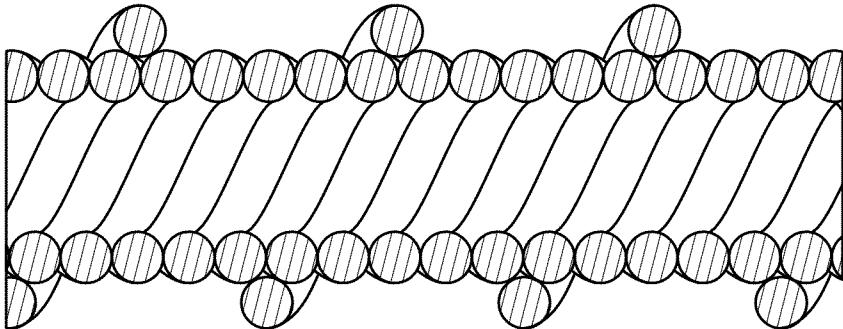


FIG. 7