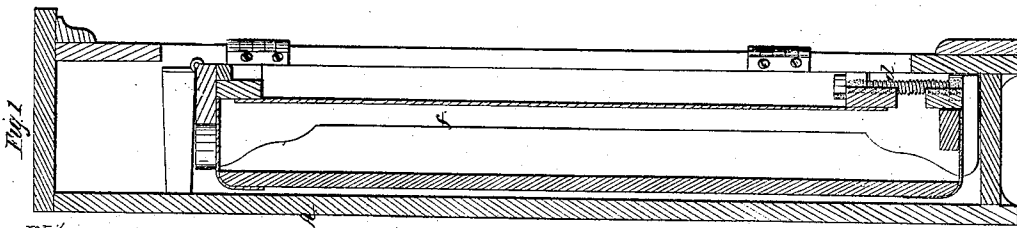
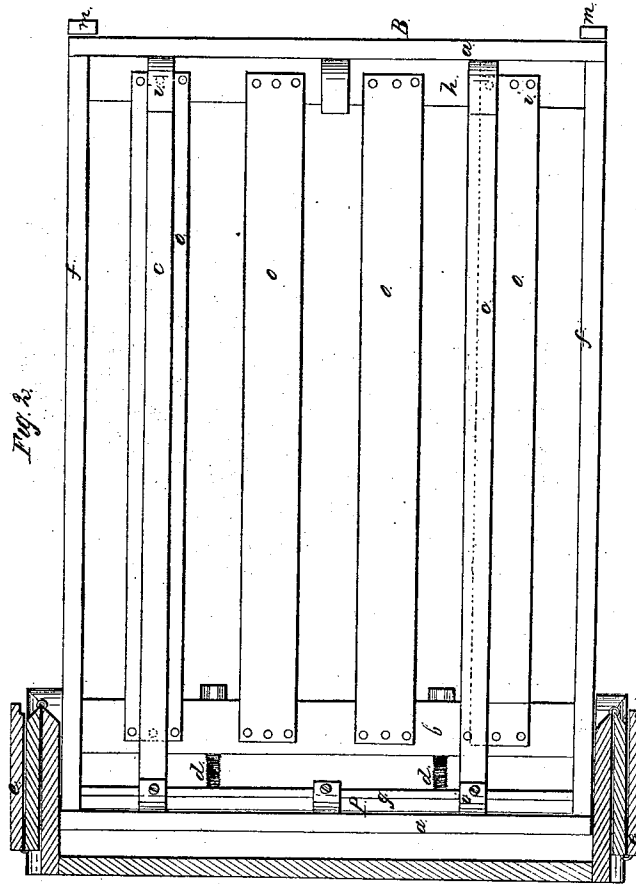



W. H. Pease,

Wardrobe Bedstead,

N^o 40,184.

Patented Oct. 6 1863.



Witnesses:
Charles A. Brown
Edw. F. Brown


Inventor:
W. H. Pease
P. C. McManis atty.

UNITED STATES PATENT OFFICE.

W. H. PEASE, OF DAYTON, OHIO.

IMPROVED WARDROBE-BEDSTEAD.

Specification forming part of Letters Patent No. 40,184, dated October 6, 1863.

To all whom it may concern:

Be it known that I, W. H. PEASE, of the city of Dayton, and State of Ohio, have invented certain new and useful Improvements in Wardrobe-Bedsteads; and I hereby declare that the following is a true and exact description of the same, reference being had to the accompanying drawings, and to the letters of reference marked thereon.

Figure 1 in the annexed drawings represents a vertical section of the press and bedstead contained within it. Fig. 2 represents a plan view of the bedstead when withdrawn from the wardrobe and lying in a horizontal position.

The letter A in Fig. 1 represents the press, which is adapted in size to the bedstead designed to occupy it. The press A is furnished with two sets of folding doors, one set being hinged to each of the sides of press A in front. When the bedstead is to be withdrawn from the wardrobe, the doors are thrown back, as seen in Fig. 2, letter *c*. When the bedstead is returned to the press, the doors are swung around and meet at a point midway between the sides of press A, and confine the bedstead B securely in its upright position.

The bedstead B consists of the two side rails, *f*, the head and foot pieces *a*, and the cross-ties *g* and *h*. Near the tie *g*, and on a level with it, is the broad slat or board *b*, which is secured to tie *g* by means of two iron screws, (marked *d*). Extending from board *b* to cross-tie *h* are the flexible slats or cords *o o*, intended as a support of the bed.

In order to keep the bed snugly in position when within the wardrobe, the slats *c c* are

provided, and are made to extend lengthwise of bedstead B. The opposite ends of slats *c* have a screw inserted on the upper surface of each, the heads of these screws being designed to enter a slit in the leather straps I, the straps I being nailed inside of head and foot pieces *a*.

P represents a sand-box resting on the tie *g*, and intended as a counterpoise to that portion of the bedstead B which, when in a horizontal position, is outside of the press A.

The bedstead B is made to play upon a fulcrum consisting of two iron bolts or pivots, which penetrate the opposite rails of the bedstead and enter the sides of press A. The foot of bedstead B is suspended on its pivots so near the back of press A as barely to admit B playing freely when raised or lowered. When the bedstead B is in a horizontal position, the slats *c* are unlooped from the straps I and placed in an upright position within the wardrobe A.

m represents the legs of the bedstead B, and are hinged to its outer end and made to fold back against the head-board *a*.

Having thus described my wardrobe-bedstead, what I claim, and desire to secure by Letters Patent, is—

The arrangement of the sand box or weight P, the adjustable board *b*, the screws *d d*, and the cords or flexible slats *c c*, in the manner and for the purpose herein set forth.

W. H. PEASE.

Witnesses:

T. F. INGALLS,
JOS. W. CLAYTON.