



US00D469780S

(12) **United States Design Patent**
Nonomura

(10) **Patent No.:** **US D469,780 S**

(45) **Date of Patent:** **** Feb. 4, 2003**

(54) **COVER FOR TAPE CARTRIDGE**

(75) Inventor: **Yoshihito Nonomura**, Gifu (JP)

(73) Assignee: **Brother Industries, Ltd.**, Nagoya (JP)

(**) Term: **14 Years**

(21) Appl. No.: **29/143,465**

(22) Filed: **Jun. 15, 2001**

(30) **Foreign Application Priority Data**

Dec. 26, 2000 (JP) 2000-037037
Dec. 26, 2000 (JP) 2000-037040

(51) **LOC (7) Cl.** **14-99**

(52) **U.S. Cl.** **D14/483**

(58) **Field of Search** D14/474-484,
D14/496, 161, 164; 360/131, 137, 134,
132; 242/327, 335, 338, 348, 354, 358,
358.1, 343.2, 345.2, 347, 376, 377, 382,
382.6, 385, 899, DIG. 1, 118; 369/292

(56) **References Cited**

U.S. PATENT DOCUMENTS

3,685,767 A * 8/1972 Kakiuchi et al. 242/354
3,897,027 A * 7/1975 Bolick, Jr. 242/324
4,496,118 A * 1/1985 Oishi et al. 242/345
D277,567 S * 2/1985 Ogata et al. D14/483

D277,568 S * 2/1985 Ogata et al. D14/483
D282,357 S * 1/1986 Gell D14/475
4,773,614 A * 9/1988 Makino et al. 242/347
D352,305 S * 11/1994 Cooper D14/475
5,645,242 A * 7/1997 Kikuchi et al. 242/347
6,114,016 A * 9/2000 Sasaki et al. 242/347

* cited by examiner

Primary Examiner—Prabhakar Deshmukh

(74) *Attorney, Agent, or Firm*—Oliff & Berridge, PLC

(57) **CLAIM**

The ornamental design for a cover for tape cartridge, as shown and described.

DESCRIPTION

FIG. 1 is a front view of a cover for tape cartridge; FIG. 2 is a rear view thereof; FIG. 3 is a left side view thereof; FIG. 4 is a right side view thereof; FIG. 5 is a top view thereof; FIG. 6 is a bottom view thereof; FIG. 7 is a perspective view thereof; and, FIG. 8 is a perspective view thereof showing the cover installed on a tape cassette case with a tape spool support mounted in the case.

The broken line showing of a cartridge is for illustrative purpose only and forms no part of the claimed design.

1 Claim, 5 Drawing Sheets

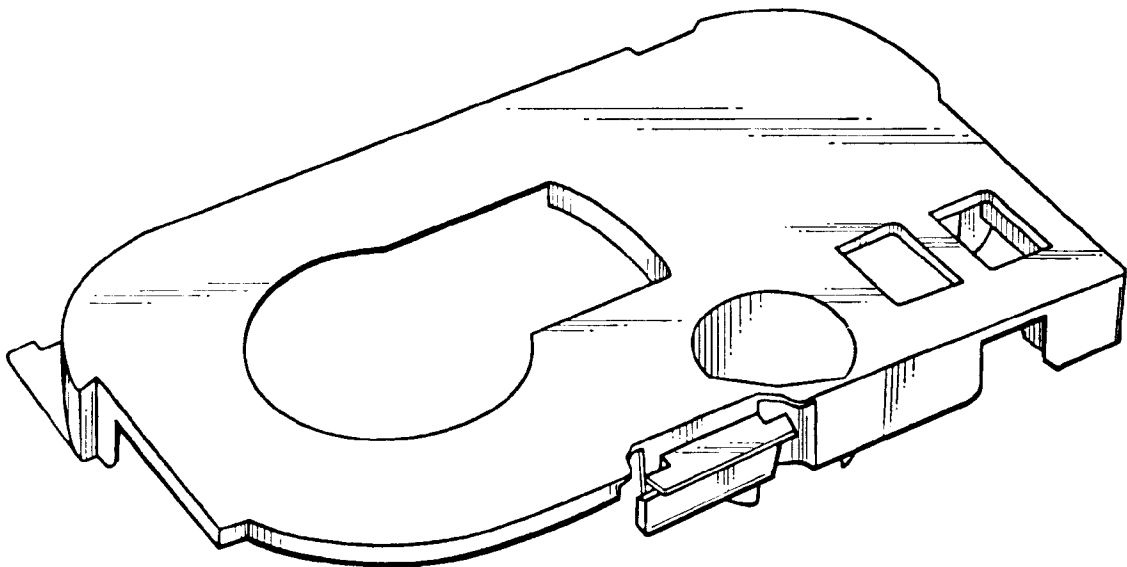


FIG. 1

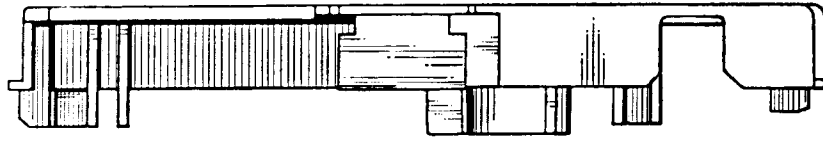


FIG. 2



FIG. 3

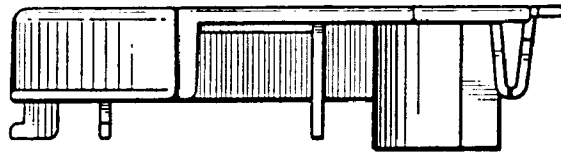


FIG. 4

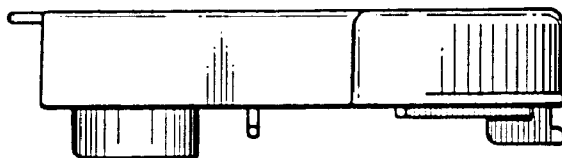


FIG. 5

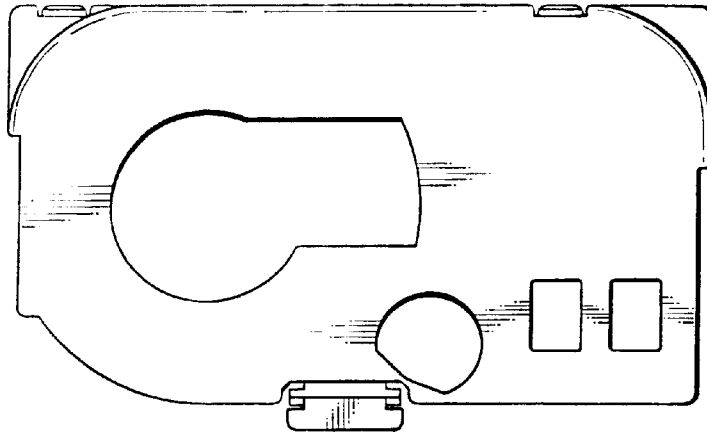


FIG. 6

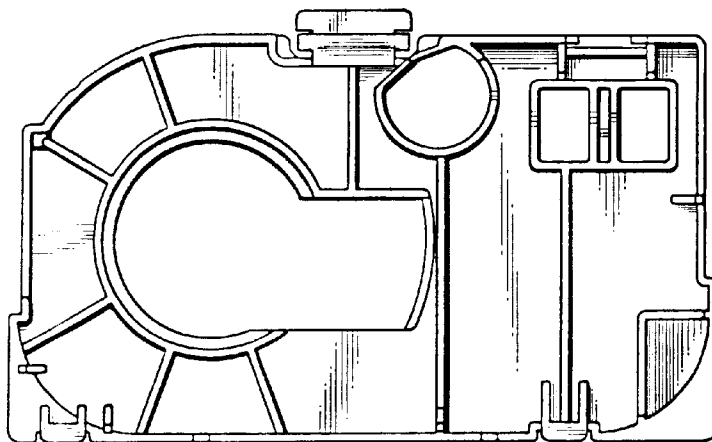


FIG. 7

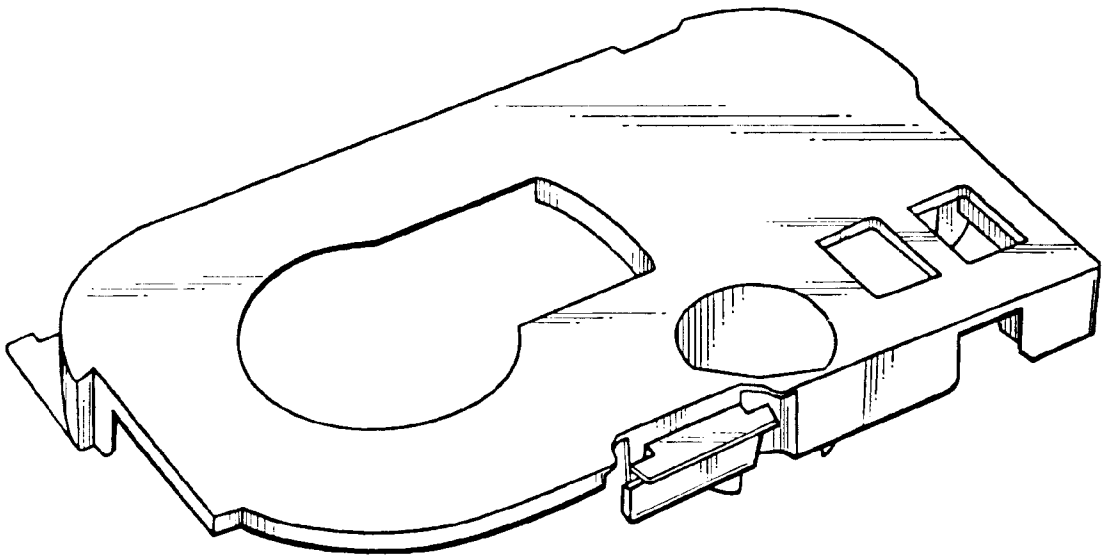


FIG. 8

