

[54] **DISPLAY CASE FOR WATCH BANDS**

[75] **Inventor: John Jaquish, Brewster, N.Y.**

[73] **Assignee: Textron, Inc., Providence, R.I.**

[\*\*] **Term: 14 Years**

[21] **Appl. No.: 86,833**

[22] **Filed: Aug. 17, 1987**

[52] **U.S. Cl. .... D6/457; D6/461**

[58] **Field of Search ..... D6/461, 457, 470, 455,  
D6/458; 211/13, 163, 113, 78**

[56] **References Cited**

**U.S. PATENT DOCUMENTS**

D. 235,597 7/1975 Loomis ..... D6/461 X  
D. 270,219 8/1983 Elias ..... D6/458  
4,211,331 7/1980 Salmon et al. .... 211/13  
4,505,059 3/1985 Morris ..... 211/78 X

**OTHER PUBLICATIONS**

Jewelers' Circular Keystone, p. 57, 10/1976.

*Primary Examiner*—Carmen H. Vales-Lado

*Assistant Examiner*—Jeffrey Asch

*Attorney, Agent, or Firm*—Samuels, Gauthier & Stevens

[57] **CLAIM**

The ornamental design for a display case for watch bands, as shown and described.

**DESCRIPTION**


FIG. 1 is a perspective view of a display case for watch bands showing my new design;

FIG. 2 is a top plan view thereof;

FIG. 3 is a side elevational view, the other sides being identical thereto;

FIG. 4 is a bottom plan view thereof; and

FIG. 5 is a side elevational view thereof, on a reduced scale with product containers shown in broken lines therein for illustrative purposes only and forming no part of the claimed design.






FIG. 1

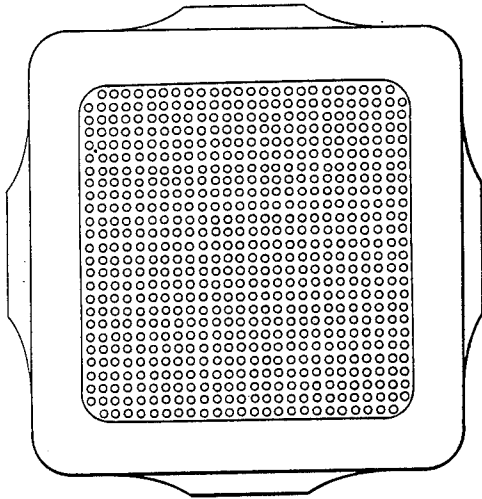


FIG. 2

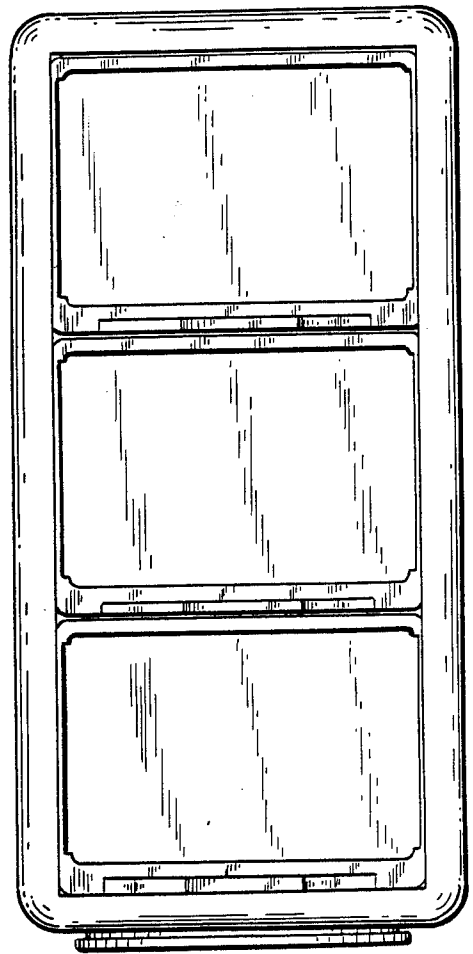


FIG. 3

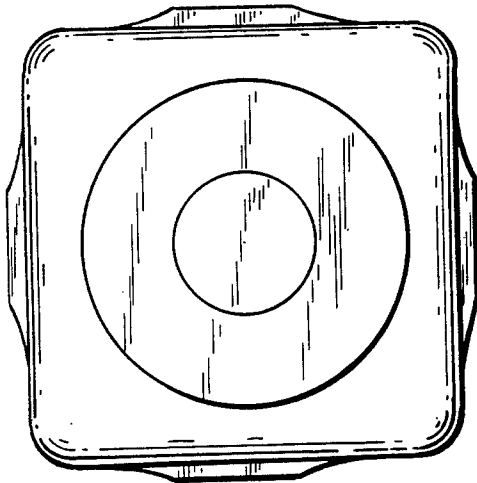


FIG. 4

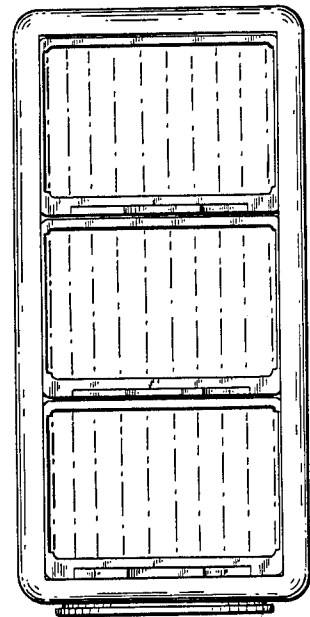


FIG. 5