

(19) World Intellectual Property Organization
International Bureau



(43) International Publication Date
15 October 2009 (15.10.2009)

PCT

(10) International Publication Number
WO 2009/124551 A2

(51) International Patent Classification:

A61K 31/05 (2006.01) *A61K 31/16* (2006.01)
A61K 31/121 (2006.01) *A61K 31/165* (2006.01)
A61K 31/122 (2006.01) *A61K 31/166* (2006.01)

(21) International Application Number:

PCT/DK2009/000090

(22) International Filing Date:

8 April 2009 (08.04.2009)

(25) Filing Language:

English

(26) Publication Language:

English

(30) Priority Data:

PA200800519 9 April 2008 (09.04.2008) DK
PA200801134 21 August 2008 (21.08.2008) DK

(71) Applicants (*for all designated States except US*): **NEUROKEY A/S** [DK/DK]; Diplomvej 372, 1., DK-2800 Lyngby (DK). **WEBER, Uno, Jakob** [DK/DK]; Lange-mosevej 30, DK-2880 Bagsværd (DK).

(72) Inventor; and

(75) Inventor/Applicant (*for US only*): **GOTFREDSSEN, Jacob** [DK/DK]; Dampfaergevej 14, 3., DK-2100 Copenhagen (DK).

(74) Agent: **HOIBERG A/S**; St. Kongensgade 59 A, DK-1264 Copenhagen K (DK).

(81) Designated States (*unless otherwise indicated, for every*

kind of national protection available): AE, AG, AL, AM, AO, AT, AU, AZ, BA, BB, BG, BH, BR, BW, BY, BZ, CA, CH, CN, CO, CR, CU, CZ, DE, DK, DM, DO, DZ, EC, EE, EG, ES, FI, GB, GD, GE, GH, GM, GT, HN, HR, HU, ID, IL, IN, IS, JP, KE, KG, KM, KN, KP, KR, KZ, LA, LC, LK, LR, LS, LT, LU, LY, MA, MD, ME, MG, MK, MN, MW, MX, MY, MZ, NA, NG, NI, NO, NZ, OM, PG, PH, PL, PT, RO, RS, RU, SC, SD, SE, SG, SK, SL, SM, ST, SV, SY, TJ, TM, TN, TR, TT, TZ, UA, UG, US, UZ, VC, VN, ZA, ZM, ZW.

(84) Designated States (*unless otherwise indicated, for every*

kind of regional protection available): ARIPO (BW, GH, GM, KE, LS, MW, MZ, NA, SD, SL, SZ, TZ, UG, ZM, ZW), Eurasian (AM, AZ, BY, KG, KZ, MD, RU, TJ, TM), European (AT, BE, BG, CH, CY, CZ, DE, DK, EE, ES, FI, FR, GB, GR, HR, HU, IE, IS, IT, LT, LU, LV, MC, MK, MT, NL, NO, PL, PT, RO, SE, SI, SK, TR), OAPI (BF, BJ, CF, CG, CI, CM, GA, GN, GQ, GW, ML, MR, NE, SN, TD, TG).

Published:

— *without international search report and to be republished upon receipt of that report (Rule 48.2(g))*



WO 2009/124551 A2

(54) Title: USE OF HYPOTHERMIA INDUCING DRUGS

(57) Abstract: The present invention relates to the induction of hypothermia in humans in a predictable and dose responsive fashion by use of a pharmaceutical composition comprising a vanilloid receptor agonists, capsaicinoid or capsaicinoid-like agonist capable of inducing hypothermia, thereby benefiting patients suffering from illnesses characterized by tissue anoxia.

Use of hypothermia inducing drugs

Field of invention

5 The present invention relates to the use of compounds for the induction of hypothermia for the prophylaxis and treatment of ischemia. Ischemia is the lack of oxygenated blood flow to various body parts and may result from apoplexia, cardiac arrest and asphyxia.

Background of invention

10 Ischemia is the lack of oxygenated blood flow to various body parts and organs. Cerebral ischemia is an ischemic condition where the brain or parts of the brain do not receive enough blood flow to maintain normal neurological function. Cerebral ischemia can be the result of various serious diseases such as stroke and cardiac arrest, or the result of arterial obstruction such as strangulation. Severe or prolonged
15 cerebral ischemia will result in unconsciousness, brain damage or death.

The neuroprotective efficacy of induced hypothermia following or during ischemia of the brain is evident in experimental animal models of stroke [1-11]. In humans, two trials conducted in cardiac arrest patients have shown improved neurological out-
20 come of inducing hypothermia [12;13]. The therapeutic hypothermia did not increase the complication rate in these two trials and the use of induced hypothermia in comatose survivors of cardiac arrest is now recommended internationally [14].

Hypothermia counteracts ischemic brain damage by several mechanisms:

- 25
1. Ischemia induces opening of the blood-brain barrier, a process that seems to be very sensitive to brain temperature [15]. This is evident from studies of tracers and their migration across the blood-brain barrier, in which hypothermia attenuates extravasation several hours after ischemia [16] and prevents vasogenic oedema [17].

30

 2. Reperfusion after brain ischemia results in the production of free radicals, which causes peroxidation and destruction of membrane lipids [18]. Hypothermia prevents the production of free radicals such as hydroxyl and nitric oxide during reperfusion after brain ischemia [19;20;24].

3. Amino acids, such as glutamate, aspartate, and glycine, act as excitotoxic neurotransmitters by over stimulation of neurons in the vicinity of ischemic damage, which causes further injury. Hypothermia lowers the release and may even cause a more rapid reuptake of these transmitters [21-23]. Re-
5 release of excitotoxic neurotransmitters might also cause progressive neuronal death in the penumbra in stroke patients [22], and hypothermia after cerebral ischemia could attenuate this process.
 4. During ischemia, cellular metabolism in the penumbra undergoes significant changes. As the neurons continue to fire, potassium ions flood into the extra-
10 cellular space, calcium ions flow into the neurons leading to cytoskeletal degradation, and ATP concentrations fall as energy depletion continues [25]. Hypothermia reduces calcium influx and the subsequent breakdown of intracellular structures [26], improves potassium ion homeostasis [27], and helps metabolic functions such as calcium or calmodulin-dependent protein
15 kinase activity to recover [28;29].
 5. By lowering of neutrophil and microglial activation after ischemia, hypothermia also has an anti-inflammatory effect [30;31].
 6. Apoptosis and DNA changes are crucial stages in delayed neuronal death after transient cerebral ischemia [32]. Hypothermia directly inhibits apoptosis
20 [33] and may also increase endogenous production of the anti-apoptotic protein Bcl-2 [34]. Hypothermia may even have effects at the DNA level: A slight lowering of brain temperature results in less DNA fragmentation [35] and less apoptosis [36].
- 25 Induction of hypothermia by lowering of the core temperature of the body has been attempted by mechanical cooling devices such as surface cooling and cooling using catheters placed in a large vessel. However, these mechanical inducers of hypothermia have been shown to have considerable unwanted side effects. These side effects include shivering, serious infections and lung puncture. Shivering causes an
30 increased exertion of the heart of the patient, and this will in some cases result in ischemia of the heart and thereby increased morbidity and mortality.

The regulation of the core temperature of the body by a pharmaceutical composition comprising a compound capable of inducing hypothermia would not only solve the

problem of reducing or preventing the effects of ischemia, such as tissue damaging effects, but also be relevant as a safer and less expensive alternative to the currently employed mechanical methods.

5 **Summary of invention**

The present invention relates to the induction of hypothermia in humans in a predictable and dose responsive fashion by use of a pharmaceutical composition comprising a compound capable of inducing hypothermia, thereby benefiting patients suffering from illnesses characterized by tissue anoxia. The inventors have found
10 that such hypothermic effects can be obtained in humans as a result of compounds such as vanilloid receptor agonists, capsaicinoids or capsaicinoid-like agonists reaching and binding to vanilloid receptors.

Thus the present invention discloses the use of a compound for the induction of hypothermia for the preparation of a medicament for the treatment of ischemia in an
15 individual in need thereof.

It is also an aspect of the present invention to provide a medicament comprising a compound capable of inducing hypothermia in an individual.
20

A kit of parts comprising the medicament as herein disclosed is yet an aspect of the present invention.

Furthermore, the use of a compound according for the preparation of a medicament for obviating the induction of hypothermia in an individual, is an aspect of the
25 present invention.

Brief description of figures

- 30 **Figure 1:** Plot of temperature curves (Example 15; study 1) Dihydrocapsaicin.
Figure 2: Plot of temperature curves (Example 15; study 2) Dihydrocapsaicin.
Figure 3: Plot of temperature curves (Example 15; study 3) Dihydrocapsaicin.
Figure 4: Plot of temperature curves (Example 15; study 4) Delta-8-THC phosphate
Figure 5: Plot of temperature curves (Example 15; study 5) HU-210.

35

Detailed description of the invention

Definitions

Agonist: A vanilloid receptor agonist is a vanilloid compound.

5 Antagonist: A vanilloid receptor antagonist is a substance capable of inhibiting the effect of a vanilloid receptor agonist.

Alcohol: A class of organic compounds containing one or more hydroxyl groups (OH). In this context a saturated or unsaturated, branched or unbranched hydrocarbon group sitting as a substituent on a larger molecule.

10 Alicyclic group: the term "alicyclic group" means a cyclic hydrocarbon group having properties resembling those of aliphatic groups.

Aliphatic group: in the context of the present invention, the term "aliphatic group" means a saturated or unsaturated linear or branched hydrocarbon group. This term is used to encompass alkyl, alkenyl, and alkynyl groups, for example.

15 Alkoxy group: the term alkoxy group or alkoxy covers an alkyl linked to a larger moiety by oxygen.

Alkyl group: the term "alkyl group" means a saturated linear or branched hydrocarbon group including, for example, methyl, ethyl, isopropyl, t-butyl, heptyl, dodecyl, octadecyl, amyl, 2-ethylhexyl, and the like.

20 Alkenyl group: the term "alkenyl group" means an unsaturated, linear or branched hydrocarbon group with one or more carbon-carbon double bonds, such as a vinyl group.

Alkynyl group: the term "alkynyl group" means an unsaturated, linear or branched hydrocarbon group with one or more carbon-carbon triple bonds.

25 Amphiphil: substance containing both polar, water-soluble and nonpolar, water-insoluble groups.

Aromatic group: the term "aromatic group" or "aryl group" means a mono- or polycyclic aromatic hydrocarbon group.

30 Capsaicinoid: Compound capable of binding to a capsaicinoid receptor / vanilloid receptor and isolated from or identical to a compound isolated from an organism such as a plant or animal. In the present context any compound capable of binding a

capsaicinoid receptor / vanilloid receptor. A capsaicinoid may also be referred to as a vanilloid receptor agonist.

Capsaicinoid-like: Compound capable of binding to a capsaicinoid receptor / vanilloid receptor and produced or synthesized chemically by standard techniques known in the art. In the present context any compound capable of binding a capsaicinoid receptor / vanilloid receptor. A capsaicinoid-like compound may also be referred to as a vanilloid receptor agonist.

Compound: A chemical substance formed from two or more elements, held together by chemical bonds, with a fixed ratio determining the composition. The elements lose their individual chemical properties and the compound has new properties. Herein a term covering all of the following: capsaicinoid, capsaicinoid-like and vanilloid receptor agonist.

Cyclic group: the term "cyclic group" means a closed ring hydrocarbon group that is classified as an alicyclic group, aromatic group, or heterocyclic group.

Cycloalkenyl: means a monovalent unsaturated carbocyclic radical consisting of one, two or three rings, of three to eight carbons per ring, which can optionally be substituted with one or two substituents selected from the group consisting of hydroxy, cyano, lower alkenyl, lower alkoxy, lower haloalkoxy, alkenylthio, halo, haloalkenyl, hydroxyalkenyl, nitro, alkoxy-carbonyl, amino, alkenylamino, alkenylsulfonyl, arylsulfonyl, alkenylaminosulfonyl, arylaminosulfonyl, alkylsulfonylamino, arylsulfonylamino, alkenylaminocarbonyl, arylaminocarbonyl, alkenylcarbonylamino and arylcarbonylamino.

Cycloalkyl: means a monovalent saturated carbocyclic radical consisting of one, two or three rings, of three to eight carbons per ring, which can optionally be substituted with one or two substituents selected from the group consisting of hydroxy, cyano, lower alkyl, lower alkoxy, lower haloalkoxy, alkylthio, halo, haloalkyl, hydroxyalkyl, nitro, alkoxy-carbonyl, amino, alkylamino, alkylsulfonyl, arylsulfonyl, alkylaminosulfonyl, arylaminosulfonyl, alkylsulfonylamino, arylsulfonylamino, alkylaminocarbonyl, arylaminocarbonyl, alkylcarbonylamino and arylcarbonylamino.

Cationic group: A chemical group capable of functioning as a proton donor when a compound comprising the chemical group is dissolved in a solvent, preferably when dissolved in water.

Form a ring: means that the atoms mentioned are connected through a bond when the ring structure is formed.

Group: (Moiety / substitution) as is well understood in this technical area, a large degree of substitution is not only tolerated, but is often advisable. Substitution is anticipated on the materials of the present invention. As a means of simplifying the discussion and recitation of certain terminology used throughout this application, the terms "group" and "moiety" are used to differentiate between chemical species that allow for substitution or that may be substituted and those that do not allow or may not be so substituted. Thus, when the term "group" is used to describe a chemical substituent, the described chemical material includes the unsubstituted group and that group with O, N, or S atoms, for example, in the chain as well as carbonyl groups or other conventional substitution. Where the term "moiety" is used to describe a chemical compound or substituent, only an unsubstituted chemical material is intended to be included. For example, the phrase "alkyl group" is intended to include not only pure open chain saturated hydrocarbon alkyl substituents, such as methyl, ethyl, propyl, t-butyl, and the like, but also alkyl substituents bearing further substituents known in the art, such as hydroxy, alkoxy, alkylsulfonyl, halogen atoms, cyano, nitro, amino, carboxyl, etc. Thus, "alkyl group" includes ether groups, haloalkyls, nitroalkyls, carboxyalkyls, hydroxyalkyls, sulfoalkyls, etc. On the other hand, the phrase "alkyl moiety" is limited to the inclusion of only pure open chain saturated hydrocarbon alkyl substituents, such as methyl, ethyl, propyl, t-butyl, and the like. The same definitions apply to "alkenyl group" and "alkenyl moiety"; to "alkynyl group" and "alkynyl moiety"; to "cyclic group" and "cyclic moiety"; to "alicyclic group" and "alicyclic moiety"; to "aromatic group" or "aryl group" and to "aromatic moiety" or "aryl moiety"; as well as to "heterocyclic group" and "heterocyclic moiety".

Heterocyclic group: the term "heterocyclic group" means a closed ring hydrocarbon in which one or more of the atoms in the ring is an element other than carbon (e.g., nitrogen, oxygen, sulphur, etc.).

Heterocyclyl means a monovalent saturated cyclic radical, consisting of one to two rings, of three to eight atoms per ring, incorporating one or two ring heteroatoms (chosen from N, O or S(O)₀₋₂, and which can optionally be substituted with one or two substituents selected from the group consisting of hydroxyl, oxo, cyano, lower alkyl, lower alkoxy, lower haloalkoxy, alkylthio, halo, haloalkyl, hydroxyalkyl, nitro, alkoxycarbonyl, amino, alkylamino, alkylsulfonyl, arylsulfonyl, alkylaminosulfonyl,

arylamino sulfonyl, alkylsulfonylamino, arylsulfonylamino, alkylaminofarbonyl, arylaminocarbonyl, alkylcarbonylamino, or arylcarbonylamino.

Heteroaryl means a monovalent aromatic cyclic radical having one to three rings, of four to eight atoms per ring, incorporating one or two heteroatoms (chosen from nitrogen, oxygen, or sulphur) within the ring which can optionally be substituted with one or two substituents selected from the group consisting of hydroxy, cyano, lower alkyl, lower alkoxy, lower haloalkoxy, alkylthio, halo, haloalkyl, hydroxyalkyl, nitro, alkoxy carbonyl, amino, alkylamino, alkylsulfonyl, arylsulfonyl, alkylaminosulfonyl, arylaminosulfonyl, alkylsulfonylamino, arylsulfonylamino, alkylaminocarbonyl, arylaminocarbonyl, alkylcarbonlamino and arylcarbonylamino.

Hypothermia: Lowering of the body temperature below normal level.

Ischemia: Restriction in blood supply with resultant dysfunction or damage of tissue.

Moieties of a particular compound cover group(s) or part(s) of said particular compound.

Pharmaceutical composition: or drug, medicament or agent refers to any chemical or biological material, compound, or composition capable of inducing a desired therapeutic effect when properly administered to a patient. Some drugs are sold in an inactive form that is converted in vivo into a metabolite with pharmaceutical activity. For purposes of the present invention, the terms "pharmaceutical composition" and "medicament" encompass both the inactive drug and the active metabolite.

Substituted lower alkyl: means a lower alkyl having one to three substituents selected from the group consisting of hydroxyl, alkoxy, amino, amido, carboxyl, acyl, halogen, cyano, nitro and thiol.

Vanilloid receptor agonist: A capsaicinoid or capsaicinoid-like compound capable of binding a vanilloid receptor / capsaicinoid receptor.

The principle of the present invention is the use of vanilloid receptor agonists for induction of hypothermia, such as for alleviating the effects of ischemia, such as but not limited to tissue damaging effects of ischemia.

Ischemia

Ischemia is the reduction or abolition of blood supply to a tissue. The associated deficiency of oxygen and nutrients may lead to cell death (necrosis) in areas of the

affected tissue. The damage induced by the lack of oxygenated blood in the brain occurs in two stages. First cellular metabolism is arrested due to lack of oxygen and some cells and tissue will die within minutes as a consequence hereof. Secondly a cascade of processes such as apoptosis is initiated and continues up to 12 hours after the event that initially induced the ischemic state has been abolished. The tissue damaged by the second cascade can be crucial and cause greater harm to the individual than the primary damage happening within the first minutes of ischemia.

In one embodiment, the current invention is aimed at correcting ischemia of the brain thereby minimizing the damage to the central nervous system. The invention does so by administering a drug to induce hypothermia in patients. The hypothermic effect is presumed to counteract ischemic damage by several mechanisms in the brain: Prevention of the blood-brain-barrier disruption that happens soon after ischemic onset that allows oedema formation from extravasation; Diminishing of the oxygen-based free-radical production; Reduction of the excitotoxic-neurotransmitter release that overstimulates neighboring neurons; Lowering of the metabolic rate and subsequent energy depletion; and anti-inflammatory action. Induction of hypothermia has a neuroprotective effect.

It is an object of the present invention to provide a compound capable of inducing hypothermia in an individual and further to provide the use of said compound for the production of a medicament for the treatment of ischemia in an individual.

Ischemia may occur under various circumstances; of special relevance to the present invention are the circumstances relating to cardiovascular diseases, asphyxia and traumatic brain injuries.

It is thus within the scope of the present invention to provide means for reducing the risk of ischemia as well as treating ischemia in an individual, under circumstances where ischemia is brought about by for example: cardiovascular diseases, asphyxia and traumatic brain injuries.

In a highly preferred embodiment, the compound of the present invention is administered to prevent or treat or treat and prevent tissue damaging effects subsequent or in conjunction with ischemia.

Cardiovascular diseases

Cardiovascular disease is the most common cause of death and of physical as well as mental impairment in the developed world. A similar development is seen in the rest of the world as it emulates the lifestyle of the Western hemisphere with its fatty diets, lack of exercise and increasing average lifespan.

The main causes of death and disability among cardiovascular diseases are myocardial infarction, acute coronary syndrome, cardiac arrest and stroke, but many less common cardiovascular diseases may be equally detrimental to the individual affected. These less common diseases include among others arterial aneurism, subarachnoid haemorrhage, arteriosclerosis or atherosclerosis, angina pectoris, hypertension, hypercholesterolemia, cardiac arrhythmia, cardiomegaly, cardiomyopathy, heart valve regurgitation and heart valve stenosis.

Each of the abovementioned diseases follow a course of events leading to ischemia, and are thus all of interest in relation to the present invention. Myocardial infarction (heart attack) is a result of an atherosclerotic plaque slowly building up in the inner lining of a coronary artery which then suddenly ruptures, partially or totally occluding the artery and preventing blood flow. Cardiac arrest is the abrupt cessation of normal circulation of the blood due to failure of the heart to contract effectively. Brain damage is likely to occur after 3-4 minutes without medical intervention, except in cases of hypothermia. Stroke is an acute neurological injury, lasting more than 24 hours, in which the blood supply to a part of the brain is interrupted, either by a clot in the artery or if the artery bursts. Arterial aneurism is a localized ballooning of an artery by more than 50% of the diameter of the vessel. Aneurysms most commonly occur in the arteries at the base of the brain and in the aorta. This bulge in an artery carries the risk of bursting and leading to internal hemorrhage. The larger an aneurysm becomes, the more likely it is to burst. Subarachnoid haemorrhage (SAH) is bleeding into the subarachnoid space surrounding the brain, i.e., the area between the arachnoid and the pia mater. It may arise due to trauma or spontaneously, and is a medical emergency, which can lead to death or severe disability even if recognized and treated in an early stage. Arteriosclerosis is a disease in which arterial walls harden over years or decades as a result of the formation of collagen and calcium deposits. Atherosclerosis is the most common subgroup of arteriosclerosis, and

is characterised by a chronic inflammatory response in the walls of arteries, in large part due to the accumulation of macrophage white blood cells ('foam cells') and promoted by low density lipoproteins (LDL; plasma proteins that carry cholesterol and triglycerides) without adequate removal of fats and cholesterol from the macrophages by functional high density lipoproteins (HDL). Hypertension or high blood pressure is a medical condition wherein the blood pressure is chronically elevated. Hypercholesterolemia is the presence of high levels of cholesterol in the blood. It is a derangement that can contribute to many forms of disease, most notably cardiovascular disease. Arrhythmia is a group of conditions in which the muscle contraction of the heart is irregular or is faster or slower than normal. Some arrhythmias are life threatening medical emergencies that can cause cardiac arrest and sudden death. Cardiomegaly is a medical condition wherein the heart is enlarged. It can often be associated with other serious medical conditions. Cardiomyopathy is the deterioration of the function of the myocardium (i.e., the actual heart muscle). People with cardiomyopathy are at risk of arrhythmia and/or sudden cardiac death. Heart valve regurgitation, also known as heart valve insufficiency, is the abnormal leaking of blood through heart valves. Heart valve stenosis is a heart condition caused by the incomplete opening of a heart valve, typically the aortic valve or the mitral valve, impairing blood flow through the heart.

Each of the cardiovascular diseases mentioned, as well as others not mentioned, may cause ischemia of organs. This ischemia, whether of the brain, heart or other organs, may lead to death or impairment if not treated rapidly.

It is an object of the present invention to provide a compound for the production of a medicament for the treatment or prophylaxis of an individual suffering from or at risk of suffering from of ischemia due to cardiovascular diseases such as, but not limited to: myocardial infarction, acute coronary syndrome, cardiac arrest, stroke, arterial aneurism, subarachnoid haemorrhage, arteriosclerosis, angina pectoris, hypertension, hypercholesterolemia, cardiac arrhythmia, cardiomegaly, cardiomyopathy, heart valve regurgitation and heart valve stenosis.

Preferably, the medicament is for the treatment or prophylaxis of ischemia due to cardiac arrest, myocardial infarction, acute coronary syndrome, stroke, arterial aneurisms, sub-arachnoid haemorrhage or angina pectoris.

All of the above-mentioned cardiovascular diseases require specific diagnostic tests and treatments. These tests and treatments, as specified for sudden cardiac arrest, stroke and heart attack in the below, may be carried out in conjunction with the
5 treatment of the vanilloid receptor agonists defined in this patent.

Sudden cardiac arrest victims may be subjected to early CPR, early defibrillation and early advanced care. Further tests and treatments may include cardiac catheterization, electrophysiologic tests, coronary artery bypass surgery, balloon angioplasty or PTCA, antiarrhythmic medicine, implantable cardioverter / defibrillator, im-
10 plantable pacemaker and heart transplant.

Depending on whether patients suffer an ischemic or hemorrhagic stroke, acute treatment may include clot-busters (e.g. tPA) or surgical intervention (e.g. aneurysm clipping, and endovascular procedures such as insertion of "coils"). Preventive
15 treatment includes the administration of anticoagulants/anti-platelet. It may furthermore include carotid endarterectomy and angioplasty and/or stents.

Patients suffering a heart attack (myocardial infarction) may have one or several treatments and procedures done to survive and diagnose the condition: These in-
20 clude resuscitation (early CPR, early defibrillation, early advanced care), thrombolysis, coronary angioplasty (also known as Percutaneous Transluminal Coronary Angioplasty [PTCA], Percutaneous Coronary Interventions [PCI], Balloon Angioplasty and Coronary Artery Balloon Dilation), and coronary artery bypass graft surgery (CABG).

25

Asphyxia

Asphyxia (suffocation) is a common cause of death and of physical as well as mental impairment in perinatals, neonatals or newborns, children and adults of all ages. According to WHO (World Health Organization), the perinatal period commences at
30 22 completed weeks (154 days) of gestation (the time when birth weight is normally 500 g), and ends seven completed days after birth or delivery. The neonatal period is most often and herein defined as four weeks after birth; regardless of whether or not birth occurs prematurely. A premature infant is born after a gestation period of less than the normal time (about 266 days in the human).

35

Asphyxia can be divided into perinatal asphyxia and non-perinatal asphyxia. Perinatal asphyxia is the medical condition resulting from deprivation of oxygen to a newborn infant long enough to cause apparent harm. It results most commonly from a drop in maternal blood pressure or interference during delivery with blood flow to the infant's brain, but may also stem from umbilical cord entanglement. This can occur due to inadequate circulation or perfusion, impaired respiratory effort, or inadequate ventilation. Extreme degrees of asphyxia can cause cardiac arrest and death. Hypoxic damage can occur to most of the infant's organs, but brain damage is of most concern and perhaps the least likely to quickly and completely heal. In severe cases, an infant may survive, but with damage to the brain manifested as developmental delay and spasticity. In one embodiment of the present invention, the compound is administered to the infant while it resides within the uterus and/or birth canal, i.e. as soon as asphyxia is determined. Asphyxia may be determined for example by measuring the pH of the blood of the infant.

15

Non-perinatal asphyxia is a condition of severely deficient supply of oxygen to the body that arises from being unable to breathe normally. Common causes hereof include drowning, strangulation and exposure to toxic gasses. Asphyxia causes generalized hypoxia, which primarily affects the tissues and organs most sensitive to hypoxia first, such as the brain, hence resulting in cerebral hypoxia. The absence of effective remedial action will very rapidly lead to unconsciousness, brain damage and death.

20

Each kind of asphyxia mentioned, as well as others not mentioned, may cause ischemia of organs and is thus an object of the present invention.

25

It is an aspect of the present invention to provide a compound for the treatment of an individual suffering from ischemia due to asphyxia such as: perinatal asphyxia and/or non-perinatal asphyxia.

30

Treatment by administration of the vanilloid receptor agonists defined in this patent may be carried out in conjunction with test and treatments of diseases and accidents including asphyxia (perinatal asphyxia, and non-perinatal asphyxia including, but not limited to, drowning, strangulation and exposure to toxic gasses). Such diseases

and injuries may require early CPR, early defibrillation and both early and continued advanced care as well as other tests and treatments not specified.

Traumatic brain injury

5 Traumatic brain injury (TBI) is a common cause of death and of physical as well as mental impairment throughout the world. TBI may result from accidents, be due to violence or be self-inflicted.

10 Traumatic brain injury, also called intracranial injury, or simply head injury, occurs when a sudden trauma causes brain damage. TBI can result from a closed head injury or a penetrating head injury. Parts of the brain that can be damaged include the cerebral hemispheres, cerebellum, and brain stem. Symptoms of a TBI can be mild, moderate, or severe, depending on the extent of the damage to the brain. Out-

15 Ischemia is a significant factor contributing to the neurological damage frequently seen in patients suffering from TBI.

It is an aspect of the present invention to provide a compound for the treatment of an individual suffering from ischemia due to traumatic brain injury.

20

Treatment by administration of the vanilloid receptor agonists defined in this patent may also be carried out in conjunction with test and treatments in relation to traumatic head injury (closed head injury or penetrating head injury). Such injuries may require early CPR, early defibrillation and both early and continued advanced care as well as other tests and treatments not specified.

25

Elevated body temperature

30 Individuals suffering from elevated body temperatures due to an infection, ischemic damage, heat- or sunstroke or the like will also benefit from the administration of the compound of the present invention.

Fever (also known as pyrexia, or a febrile response) is a frequent medical symptom that describes an increase in especially internal body temperature to levels above normal. Fever is most accurately characterized as a temporary elevation in the
35 body's thermoregulatory set-point, meaning that the temperature is raised by the

body in a controlled manner. Fever is a symptom of many different diseases such as infectious diseases, immunological diseases, cancers, metabolic disorders and more.

- 5 Hyperpyrexia is an extreme degree of fever, where the set body temperature is elevated greater than or equal to 41 degree Celsius. Such a high temperature is considered a medical emergency and requires immediate medical attention.

10 Fever and hyperpyrexia differ from hyperthermia. Hyperthermia is an increase in body temperature over the body's thermoregulatory set-point, due to excessive heat production or insufficient thermoregulation, or both. Hyperthermia may be caused by heat- or sunstroke, exposure, dehydration and more. A special variant of hyperthermia is malignant hyperthermia which may arise due to administration of general anesthesia.

15 It is an object of the present invention to provide a compound for the induction of hypothermia and/or lowering of body temperature in an individual with an elevated body temperature, such as an individual suffering from fever, hyperpyrexia and/or hyperthermia.

20 Furthermore it is an object of the present invention to induce hypothermia in an individual in whom the initial temperature prior to treatment is above the normal temperature for said individual. Such an individual may be an individual suffering from fever, hyperthermia, malign hyperthermia, hyperpyrexia or other. It is common
25 that individuals suffering from a heart attack or stroke e.g. suffering from ischemia develop a fever and it is an object of the present invention to reduce the fever and induce hypothermia in such an individual. An Individual otherwise suffering from
30 fever, hyperthermia, malign hyperthermia, hyperpyrexia or other may benefit by administration of the compound of the present invention to reduce the elevated temperature to normal; that is to within 35 to 39 degree Celsius, such as to within 35.5 to 38.5 degree Celsius, such as to within 36 to 38 degree Celsius, such as to within 37 degree Celsius +/- 0.6 degree Celsius, or to reduce their body temperature further to hypothermic levels as described above.

An individual with elevated body temperatures may have any temperature considered to be above normal, which is any temperature above 36 degree Celsius. The temperature of the individual in need of treatment according to the present invention may thus be a temperature of above 36 degree Celsius, such as above 5 36.5 degree Celsius, such as above 37 degree Celsius, such as above 37.5 degree Celsius, such as above 38 degree Celsius, such as above 38.5 degree Celsius, such as above 39 degree Celsius, such as above 39.5 degree Celsius, such as above 40 degree Celsius, such as above 40.5 degree Celsius, such as above 41 10 degree Celsius such as above 41.5 degree Celsius such as above 42 degree Celsius, such as above 42.5 degree Celsius, such as above 43 degree Celsius, such as above 43.5 degree Celsius and higher.

Pre-operative administration

The outcome of several types of surgery is improved if the individual undergoing the 15 surgery is placed under hyperthermia prior to or during the surgery. Examples of such operations are neurosurgeries, thorax surgeries and especially cardiac surgeries. The lowering of the body temperature slows down the metabolic rate and thus reduces the need for e.g. oxygen during the surgery thus giving more time to the surgeon to perform complicated procedures.

20

It is an object of the present invention to provide a compound for the induction of hypothermia in an individual prior to surgery. The compound of the present invention is preferably administered pre-operatively. It is also an aspect of the invention to provide a compound for the induction of hypothermia in an individual in need of sur- 25 gery prior to and/or during transportation of said individual.

A specific procedure in which it is of interest to lower the body temperature is in the case of organ transplants, where it is beneficial that the organs to be transplanted are cooled prior to removal and especially prior to and during transport before trans- 30 plantation into the recipient. It is furthermore of interest for the preservation of organs, tissues, and cells that hypothermia may be induced in these by induction of hypothermia in the individual from which these are taken. Either prior to or after removal, stasis (very low or no detectable metabolic rate) may be induced by further administration of the compounds of the present invention. Therefore it is an object of 35 the present invention to administer a compound herein disclosed for the induction of

hypothermia in an individual and in the organs, tissues and cells of said individual, prior to the excision of the organs, tissues and cells for the purpose of transplantation, implantation, cryopreservation or other.

5 **Hypothermia**

Hypothermia is the lowering of the core temperature of the body below normal level. Normal body temperature in an adult human measured rectally over 24 hours is 37 degree Celsius +/- 0.6 degree Celsius and is thus variable between individuals, and over time within the individual. Hypothermia as a medical condition is usually
10 defined as the effects seen on the body once the core temperature drops below 35 degree Celsius. It may become critical, if the body temperature falls below 32 °C. In the present application hypothermia is defined as the lowering of the core body temperature below normal levels. This implies that any temperature below the normal core body temperature of the specific individual with its natural variations at
15 the given point in time of the day, or period, herein is defined as being hypothermic. In particular, hypothermia is a temperature below 35.5 °C, such as below 35 °C, such as below 34.5 °C, such as below 34.0 °C.

Body temperature may be measured by a variety of means; by mercury, electronic
20 or plastic strip thermometers on different areas of the body such as the forehead, mouth, armpit, ear or rectum. It is presently understood, that the temperature referred to in the present application is the core body temperature, and that some of the above methods of measurement will indicate a different temperature than the core temperature.

25 It is of importance, that induction of hypothermia in an individual can follow a predictable course and be responsive to the dose in which the compound capable of inducing hypothermia is administered. The induction of the hypothermic condition may be rapid or slow depending on the situation of the individual in need of
30 treatment. Also depending on the severity of the ischemic condition, it is of interest to provide a medicament for retaining the individual in the hypothermic state for variable durations of time. A single compound may be used depending on dosage within a range of temperatures or for the induction of hypothermia to a specific temperature. A combination of compounds may furthermore be used for an initial
35 rapid decrease in core body temperature, and the subsequent maintenance of the

reached temperature over a prolonged period. It is furthermore beneficial if the hypothermic state can be reversed in a controlled fashion either slowly or rapidly depending on the status of the individual.

5 It is thus an object of the present invention to provide a compound for the production of a medicament for the induction of hypothermia in an individual suffering from ischemia, wherein the compound is capable of inducing hypothermia to any range of temperatures between 37 and 31 degree Celsius, such as between 36.5 and 31.5 degree Celsius, such as between 36 and 32 degree Celsius, such as between 35.5
10 and 32.5 degree Celsius, such as between 35 and 33 degree Celsius, such as between 34.5 and 33.5 degree Celsius. The ranges may furthermore be between 37 and 34 degree Celsius, such as between 36.5 and 34.5 degrees, such as 36 and 35 degrees, alternatively between 34 and 31 degree, such as between 33.5 and 31.5 degree, or between 34 and 32 degree, such as 33 and 32 degree Celsius,
15 alternatively between 36 and 33 degree or 35 and 32 degree Celsius. Preferably, the compound of the present is capable of inducing hypothermia in the range of between 36 to 32 degree Celsius, more preferably between 35 and 33 degree Celsius.

20 It is also an object of the present invention to provide a compound capable of inducing hypothermia to a specific temperature such as 37 degree Celsius, 36.5 degree Celsius, 36 degree Celsius, 35.5 degree Celsius, 35 degree Celsius, 34.5 degree Celsius, 34 degree Celsius, 33.5 degree Celsius, 33 degree Celsius, 32.5 degree Celsius, 32 degree Celsius, 31.5 degree Celsius or 31 degree Celsius or
25 most preferably, the compound of the present invention is capable of inducing hypothermia to any of the above specific temperatures within a range of +/- 0.5 degree Celsius, such as the range thus being between +/- 0.4 degree Celsius, such as between +/-0.3 degree Celsius, such as between +/- 0.2 degree Celsius, or such as between +/- 0.1 degree Celsius. The temperature range or specific temperature a
30 given compound is capable of inducing is herein also referred to as the target temperature of the compound and/or the medicament comprising the compound.

Thus it is an object of the present invention to lower the core body temperature of an individual with about 10 degree Celsius or less such as 9 degree Celsius, 8 degree,
35 7 degree, 6 degree, 5 degree, 4 degree, 3 degree, 2 degree or 1 degree Celsius. By

"about 10 degree" is meant 10 +/- 0.5 degree Celsius and likewise for 9 degree and so on. Preferably, the temperature is lowered with 5 degree Celsius or less, such as 4 degree, 3 degree, 2 degree or 1 degree Celsius.

5 When inducing hypothermia in individuals suffering from ischemia the target temperature may be of greater interest than the specific amount of degrees of reduction in core body temperature a given compound or combination of compounds may induce. Depending on the severity of the ischemic insult, the core body temperature of the individual may already be decreased prior to treatment due to
10 reduced blood flow. Typically, the temperature of the individual may be between 35 and 36 degree Celsius. Therefore the compound of the present invention may not only induce hypothermia in regards to lowering the core body temperature a certain amount of degrees, the compound or combination of compounds of the present invention are furthermore capable of reaching a predetermined target temperature.
15 The target temperature of the compounds or combination of compounds of the present invention is: 32 to 34 degree Celsius

Preferably, the person in need of the hypothermic treatment e.g. the administration of a compound of the present invention suffers from ischemia, or is in need of
20 surgery such as neurosurgery or cardiac surgery, e.g. the compound is administered pre-operatively.

It is also an object of the present invention to provide a compound capable of inducing hypothermia / reducing body temperature to a specific temperature such as
25 39 degree Celsius, 38.5 degree Celsius, 38 degree Celsius, 37.5 degree Celsius, 37 degree Celsius, 36.5 degree Celsius, 36 degree Celsius, 35.5 degree Celsius, 35 degree Celsius, or most preferably, the compound of the present invention is capable of inducing hypothermia to any of the above specific temperatures within a range of +/- 0.5 degree Celsius, the range thus being between +/- 0.4 degree
30 Celsius, such as between +/- 0.3 degree Celsius, such as between +/- 0.2 degree Celsius, or such as between +/- 0.1 degree Celsius.

An aspect of the present invention regards the treatment of an individual in need thereof by the use of a compound of the present invention for the induction of
35 hypothermia. The individual in need of the treatment is an individual suffering from

conditions that are benefitted by the induction of hypothermia and/or reduction in body and/or brain temperature. Such an individual include but are not limited to: an individual suffering from or at risk of suffering from ischemia, elevated body temperatures due to fever, hyperthermia, hyperpyrexia, malign hyperpyrexia or are
5 in need of treatment, such as but not limited to surgery, wherein the outcome of the procedure or the procedure itself is benefitted by a reduction in temperature of the individual undergoing the treatment and/or surgery.

Vanilloid receptor agonists

10 Vanilloid receptor agonists are a group of chemicals which are capable of binding the Vanilloid Receptor 1 (VR1), also known as the Transient Receptor Potential Cation Channel, Subfamily V (TRPV1). The term vanilloid receptor agonist covers several groups of compounds including capsaicinoids and capsaicinoid-like
15 compounds such as resiniferanoids and unsaturated dealdehydes. Before other types were discovered or synthesized, the term capsaicinoid referred to a group of secondary metabolites produced by plants belonging to the genus *Capsicum*, such as chili peppers. These compounds are the active components of chili peppers that produce the sensation of burning in the mouth, when ingested. Vanilloid receptor agonists may be divided into two classes based on origin and chemical composition:

- 20 1. Classical vanilloid receptor agonists, a group which includes naturally occurring compounds of chili peppers and other vanillamide derivatives.
2. Non-classical vanilloid receptor agonists, a group wherein the members generally do not comprise a vanillamide moiety.

25 Vanilloid receptor agonists are irritants for mammals, but have no effect on birds, indicating that the compounds may have evolved as a deterrent for herbivores. The various vanilloid receptor agonists have different pungencies as measured on the Scoville scale, with capsaicin and dihydrocapsaicin being the most potent of the classical vanilloid receptor agonists.

30

The use of capsaicin as a medicament is known both anecdotally and scientifically and is today widely used as a medicine to treat or relieve various ailments. The main clinical use of capsaicin is in the form of a topical ointment to successfully treat the pain of neuralgia such as caused by an infection with herpes zoster (shingles),

diabetic neuropathy, rheumatism, fibromyalgia, various types of arthritis such as osteoarthritis or rheumatoid arthritis, and other forms of chronic pain. Capsaicin desensitizes nerves from pain by eliminating unneeded nerve cells through necrotic death and helps arthritis sufferers by lowering the levels of Decapeptide Substance P (DSP) in the synovial fluid of joints. Capsaicin breaks down DSP, which can destroy cartilage and also magnify the sensing of pain. Recently studies demonstrate that capsaicin is a potent anticancer agent. Capsaicin induces apoptosis in pancreatic and prostate cancer cells with no significant damage to the surrounding healthy cells. Capsaicin is known to affect NF-kB, and it is believed that it is through this protein, that capsaicin activates apoptotic proteins, leading to cell death. In another cancer related application, capsaicin containing candy provides significant pain relief of ulcers in the mouth which often develop in chemotherapy patients. Capsaicin pastes and balms are used to treat muscle and joint pains and medications containing vanilloid receptor agonists are used as an anti-inflammatory agents as the chemicals causes blood vessels to dilate. Capsaicin has furthermore been mentioned as a remedy to reduce serum cholesterol levels, relieve psoriasis and treat headaches, migraines and chronic sinus infections. Vanilloid receptor agonists have furthermore received interest as putatively neuroprotective substances. The neuroprotective effect is at least in part mediated by induction of hypothermia, as described in the below.

Any compound which can be defined as a vanilloid receptor agonist, capsaicinoid or capsaicinoid-like compound these being classical or non-classical vanilloid receptor agonist or compounds that otherwise bind vanilloid receptors falls within the scope of the present invention. The terms vanilloid receptor agonist, capsaicinoid or capsaicinoid-like are used interchangeably herein.

Receptors

The sensation of burning pain elicited by vanilloid receptor agonists occurs by the selective activation of sensory neurons that convey information about noxious stimuli to the central nervous system. The selectivity is based primarily on the presence of the VR1 / TRPV1 receptor, a nonselective cation channel to which the vanilloid receptor agonists, capsaicinoids and capsaicinoid-like compounds bind as agonists. TRPV1 is also activated by extracellular protons, and temperatures in the noxious range, suggesting that it functions as a transducer of painful thermal stimuli in vivo.

By binding to the TRPV1 receptor, the vanilloid receptor agonists produce the same effect that excessive heat or abrasive damage would cause, explaining why the spiciness of capsaicin, without causing an actual chemical burn, is described as eliciting a burning sensation.

5

A number of different mechanisms have been proposed to account for the various effects of vanilloid receptor agonists. The vanilloid receptors, that are likely to be multimeric, non-selective cation channels composed of 6 transmembrane domains, will upon activation induce Ca^{2+} entry and subsequent release of sensory neuropeptides like calcitonin gene-related peptide (CGRP) and tachykinins (e.g. substance P) in addition to somatostatin. This in turn induces a range of actions that may vary depending on tissue types, and include vasodilatation, plasma protein extravasation and immune cell accumulation in the innervated area as well as systemic anti-inflammatory and analgesic actions. To date it is not known exactly which mechanisms are responsible for the hypothermic effect of vanilloid receptor agonists, but it is speculated that the abovementioned reactions may play a part in it.

10
15

The TRPV1 receptor was originally named the Vanilloid Receptor 1 (VR1), as a vanilloid moiety constitutes an essential component of classical vanilloid receptor agonists, but has since changed name to TRPV1 due to the receptors extended homology with other TRP family members. TRPV1 is a member of the subfamily of TRPV receptors, which includes TRPV1-6. Several of these receptors render the cells expressing them sensitive to heat at different intervals, mechanic pressure and various compounds such as vanilloid receptor agonists, camphor and others. Combinations of the subtypes and various oligomers of the vanilloid receptors may account for the variations in physiological outcome observed following activation of receptors by different vanilloid receptor agonists. The oligomeric structure of the receptors increase the likelihood of discovering active substances with specificity for certain of the many organs that harbors vanilloid receptor agonists, thereby activating only parts of the vanilloid receptor system.

20

25

30

Vanilloid receptors are abundant in many organs of the body including neuronal tissues of the preoptic area, locus ceruleus, medial hypothalamus, reticular formation, and ventral thalamus. Vanilloid receptors have furthermore been found in non-neuronal "port of entry" tissues (e.g., skin, gut, airways, conjunctiva), the various cell

35

types lining such tissues (i.e., keratinocytes, epithelia, endothelia, etc.), and also in various peripheral non-neuronal tissues of rodents and humans (e.g., kidney, lung, testis, pancreas, spleen, liver, stomach, skin, vascular smooth muscle, placenta, cornea, uterus, and bladder). The hypothalamus, with its abundance of vanilloid
5 receptors, is of particular interest to this invention: It is a likely component in vanilloid receptor mediated hypothermia as it contains the temperature regulating centres of the CNS.

Receptors other than TRPV1 have been implicated in causing hypothermia upon
10 binding of agonists hereto. Although some data suggests that capsaicin causes hypothermia by a cannabinoid receptor (CB1 and CB2) independent mechanism, there are hypothermia inducing vanilloid receptor agonists that are capable of interacting both with TRPV1 and especially CB2. Apart from TRPV3 mentioned above as a modulator of TRPV1 activity, the prokineticin receptors 1 and 2 (PKR1 and PKR2)
15 have been shown to interact with TRPV1 and modulate its activity. Receptors to which the vanilloid receptor agonists, capsaicinoids and capsaicinoid-like compounds of the present invention may bind, includes, apart from TRPV1 and the other TRPV subfamily members, TRPV2, -3, -4, -5 and -6, CB1, CB2 and a third CB receptor, herein termed CB3, PKR1 and PKR2, GABA (gamma-aminobutyric acid)
20 receptors, the NMDA (N-methyl-D-aspartate) receptor, the 5-HT(1A) receptor, also known as the serotonin receptor, the Delta opioid receptor (DOR). It is furthermore within the scope of the invention that the compounds of the invention may bind TRPV1 co-receptors. Compounds capable of binding any of the above-mentioned receptors thus fall within the scope of the present invention.

25 Preferably, a compound of the present invention binds TRPV1 and/or a TRPV1 associated receptor. The importance of the TRPV1 receptor for the induction of hypothermia in mammals is the dramatic hypothermic response that is elicited by systemic administration of capsaicin, a response which is absent in mice lacking the
30 TRPV1 gene.

Structure

The vanilloid receptor agonists of this application are, largely based on their structure, categorized as follows: classic vanilloid receptor agonists and non-classic

vanilloid receptor agonists. Compounds belonging to any of these categories fall within the scope of the present invention.

5 It is within the scope of the invention that the compounds of the invention are capable of inducing hypothermia in an individual.

10 It is furthermore within the scope of the invention that the compounds of the invention are capable of binding the TRPV1 receptor and/or a receptor associated herewith.

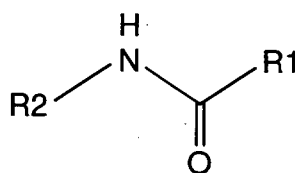
15 Accordingly, in the broadest aspect the present invention concerns the use of a compound comprising a structure of one of the general formulas illustrated in the below. In these illustrations R is a chemical bond or a chemical moiety as defined in the above. R may be any moiety substituted any amount of times according to the following non-limiting list, whereby R is: C, H, S, N, O, optionally substituted one or more times with C, H, S, N, O, B, P, OH, CHO, hydrogen, alkoxy, alkyl, alkenyl, alkynyl, phenyl, diphenyl, benzyl, amine (NH), halogen, substituted lower alkyl, alkenyl, aryl, heterocyclic group, heterocycloalkyl, heteroaryl, aryl-(C₁₋₄)-alkyl, heteroaryl-(C₁₋₄)-alkyl, heterocyclyl-(C₁₋₄)-alkyl, cycloalkylalkyl, cycloalkyl, 20 cycloalkenyl or phosphate, optionally further substituted one or more times with C, S, N, O, P, OH, H, phenyl, amine (NH), halogen, alkoxy, substituted lower alkyl or alkyl, alkenyl or alkynyl such as (C_{1-C_v}), acetyl, sulfonyl, phenyl, cycloalkyl, cycloalkenyl, heterocyclyl or heterocyclic group any of which may or may not be branched or be further substituted one or more times with C, O, P, methyl, dimethyl, 25 alkyl or alkenyl such as (C_{1-C_v}), alkoxy, phenyl, sulphate, phosphate, halogen or further substituted by fluoride, sulphate, phosphate, methyl, dimethyl, aryl, heterocyclyl, heteroaryl, aryl-(C₁₋₄)-alkyl, heteroaryl-(C₁₋₄)-alkyl, heterocyclyl-(C₁₋₄)-alkyl, cycloalkylalkyl, dicycloalkyl, tricycloalkyl, cycloalkenyl, alkoxy, carboxy, halogen, trifluoromethyl, cyano, amino, nitro, halogen or alcohol, and further 30 substituted at least once with O, OH, methyl, alkenyl, cycloalkyl, heterocycloalkyl, cycloalkenyl, dimethyl or phenyl further substituted with alkyl, alkenyl, cycloalkyl, cycloalkenyl, heterocyclyl and wherein _v is an integer of from 1 to 30, and of which any of the mentioned substituents capable thereof may form a ring with another R. R may furthermore be a chemical bond, or a pharmaceutically acceptable addition salt or hydrate of any of the above. 35

For each general formula, a more specific choice of substituent for a given R is listed along with along with a preferred and a more preferred list of substituent groups.

5

The present invention concerns the use of a compound such as a classic or non-classic vanilloid receptor agonist comprising the general formula (I):

10



15 - wherein R1 is selected from the group of: C, S, N, O, optionally substituted with C, S, N, O, P, OH, hydrogen, alkyl, alkenyl, alkynyl, any of which may or may not be branched or comprise substituents such as phosphate, cycloalkyl, heterocycloalkyl, cycloalkenyl, methyl, ethyl, dimethyl, or may be further substituted one or more times with C, S, N, O, P, OH, methoxy, ethoxy, acetyl, alkoxy, alkyl, alkenyl, alkynyl, 20 sulfonyl or phenyl any of which may or may not be branched or comprise substituents such as hydrogen, methyl, ethyl, alkyl, alkenyl, alkynyl, alkoxy, phosphate, cycloalkyl, heterocycloalkyl, cycloalkenyl, dimethyl or phenyl and preferably is C substituted with C, O, P, H, OH, phosphate, alkyl, alkenyl, alkynyl any of which may be (C₁-C_v), or phenyl, any of which may be substituted with O, OH, methyl, dimethyl, 25 alkyl, alkenyl, cycloalkyl, heterocycloalkyl, cycloalkenyl, phenyl, methoxy, ethoxy, alkoxy or phosphate, any of which may be further substituted with methyl, ethyl or phenyl and more preferably is C substituted with alkyl, alkenyl, any of which may be (C₄-C_w) any of which may be further substituted with O, OH, methoxy, ethoxy or methyl any of which may be further substituted with methyl, ethyl, or phenyl, wherein 30 v is an integer of from 1 to 30 and w is an integer of from 5 to 18, and;

- wherein R2 is selected from the group of: C, S, N, O, optionally substituted one or more times with C, S, N, O, P, OH, hydrogen, alkoxy, alkyl, alkenyl, alkynyl, phenyl, diphenyl, benzyl, amine (NH), halogen, substituted lower alkyl, alkenyl, aryl, hetero- 35 cycloalkyl, heteroaryl, aryl-(C₁₋₄)-alkyl, heteroaryl-(C₁₋₄)-alkyl, heterocyclyl-(C₁₋₄)-

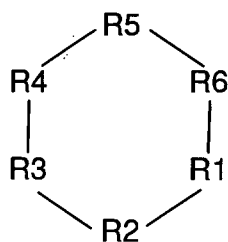
alkyl, cycloalkylalkyl, cycloalkyl, cycloalkenyl or phosphate, optionally further substituted one or more times with C, S, N, O, P, OH, H, COOH, phenyl, amine (NH), halogen, alkoxy, substituted lower alkyl, alkyl or alkenyl such as (C₁-C_v), cycloalkenyl, sulphate, phosphate, aryl, heterocyclyl, heteroaryl, aryl-(C₁₋₄)-alkyl, heteroaryl-(C₁₋₄)-alkyl, heterocyclyl-(C₁₋₄)-alkyl, cycloalkylalkyl, dicycloalkyl, tricycloalkyl, cycloalkenyl, alkoxy, carboxy, halogen, cyano, amino, nitro, or alcohol, any of which may be further substituted one or more times with OH, methyl, dimethyl, alkyl or alkenyl such as (C₁-C_v), alkoxy, phenyl, sulphate, phosphate, aryl, heteroaryl, carboxy, amino, nitro, alcohol or halogen and preferably is C, substituted one or more times with C, N, O, P, OH, hydrogen, alkoxy, alkyl, alkenyl, amine (NH), halogen, substituted lower alkyl, alkenyl, aryl, cycloalkyl, cycloalkenyl or phosphate, optionally further substituted one or more times with C, N, O, OH, COOH, hydrogen, amine (NH), halogen, alkoxy, substituted lower alkyl or alkenyl such as (C₁-C_x), phosphate, cycloalkenyl, alkoxy, carboxy or halogen, any of which may be further substituted one or more times with OH, methyl, dimethyl, alkyl or alkenyl such as (C₁-C_x), alkoxy, phenyl, sulphate, phosphate, carboxy or halogen and more preferably is C substituted with either: cycloalkenyl further substituted at least twice with any of OH or methoxy, or: lower alkyl such as (C₁-C₂) at least once and further substituted one or more times with OH, COOH, Chloride, methyl or cycloalkenyl, optionally further substituted one or more times with OH or methoxy and wherein v is an integer of from 1 to 30 and x is an integer of from 1 to 5.

Preferably, the present invention concerns the use of a compound comprising the general formula (I) wherein R₁ is C substituted with C, O, P, H, OH, phosphate, alkyl, alkenyl, alkynyl any of which may be (C₁-C_v), or phenyl, any of which may be further substituted one or more times with O, OH, methyl, dimethyl, alkyl, alkenyl, cycloalkyl, heterocycloalkyl, cycloalkenyl, acetyl, phenyl, methoxy, ethoxy, alkoxy or phosphate, any of which may be further substituted with methyl, ethyl or phenyl and R₂ is C, substituted one or more times with C, N, O, P, OH, hydrogen, alkoxy, alkyl, alkenyl, amine (NH), halogen, substituted lower alkyl, alkenyl, aryl, cycloalkyl, cycloalkenyl or phosphate, optionally further substituted one or more times with C, N, O, OH, COOH, hydrogen, amine (NH), halogen, alkoxy, substituted lower alkyl or alkenyl such as (C₁-C_x), phosphate, cycloalkenyl, alkoxy, carboxy or halogen, any of which may be further substituted one or more times with OH, methyl, dimethyl, alkyl

or alkenyl such as (C₁-C_x), alkoxy, phenyl, sulphate, phosphate, carboxy or halogen and wherein ν is an integer of from 1 to 30 wherein x is an integer of from 1 to 5.

Most preferably, the present invention concerns the use of a compound comprising
 5 the general formula (I) wherein R₁ is C substituted with alkyl, alkenyl, any of which may be (C₄-C_w) any of which may be further substituted one or more times with O, OH, acetyl, methoxy, ethoxy or methyl any of which may be further substituted one or more times with methyl, ethyl, cycloalkenyl or phenyl and w is an integer of from 5
 10 to 18, and R₂ is C substituted with either: cycloalkenyl further substituted at least twice with any of OH or methoxy, or: lower alkyl such as (C₁-C₂) at least once and further substituted one or more times with OH, COOH, Chloride, methyl or cycloalkenyl, optionally further substituted one or more times with OH or methoxy.

The present invention furthermore concerns the use of a compound such as a non-
 15 classic vanilloid receptor agonist comprising the general formula (II):



- wherein R₁ is selected from the group of: C, S, N, O, optionally substituted with C, S, N, O, B, P, OH, hydrogen, alkyl, alkenyl, alkynyl, any of which may or may not be branched or comprise substituents such as phosphate, cycloalkyl, heterocyclyl, heterocyclic group, cycloalkenyl, methyl, ethyl, dimethyl, or may be further substituted
 20 one or more times with C, S, N, O, P, OH, methoxy, ethoxy, acetyl, alkoxy, alkyl, alkenyl, alkynyl, sulfonyl or phenyl cycloalkyl, cycloalkenyl, heterocyclyl, heterocyclic group any of which may or may not be branched or comprise substituents such as C, O, H, OH, methyl, ethyl, alkyl, alkenyl, alkynyl, alkoxy, phosphate, further substituted at least once with O, OH, methyl, alkenyl, cycloalkyl, heterocycloalkyl, cycloalkenyl, dimethyl or phenyl further substituted with alkyl, alkenyl, cycloalkyl, cycloalkenyl, heterocyclyl and preferably is C substituted with C, N, O, B, P, OH, hydrogen, alkyl, alkenyl, alkynyl, any of which may or may not be branched or comprise substituents such as phosphate, cycloalkyl, heterocyclyl, heterocyclic group, cycloalkenyl, methyl, ethyl, dimethyl, or may be further substituted one or more times with
 25
 30

C, N, O, P, OH, methoxy, ethoxy, acetyl, alkoxy, alkyl, alkenyl, cycloalkyl, cycloalkenyl, heterocyclyl, heterocyclic group any of which may or may not be branched or comprise substituents such as C, O, H, OH, methyl, ethyl, alkyl, alkenyl, alkoxy, phosphate, further substituted at least once with O, OH, methyl, alkenyl, cycloalkyl, heterocycloalkyl, cycloalkenyl, further substituted with alkyl, alkenyl, cycloalkyl, cycloalkenyl, heterocyclyl and more preferably is C substituted with alkyl or alkenyl which may be (C₄-C_w), B, or heterocyclyl forming a ring with R₆ thus comprising a pyrrolidine further substituted one or more times with O, methyl, alicyclic groups attached to one another, these being saturated or unsaturated or a heterocyclic group comprising said B, N and O, and being further substituted at least once with O, methyl or C further substituted at least once with cycloalkenyl, cycloalkyl, heterocyclyl further substituted at least once with O, OH, methyl, alkenyl, further substituted with lower alkyl and cycloalkenyl; wherein any of the above may form at least one bond with any of R₂, R₃, R₄, R₅ and/or R₆, and _w is an integer of from 5 to 18, and;

- wherein R₂ is selected from the group of C, S, N, O, optionally substituted at least once with C, S, N, O, P, OH, hydrogen, alkyl, alkenyl, alkynyl, any of which may or may not be branched or comprise substituents such as phosphate, cycloalkyl, heterocycloalkyl, cycloalkenyl, methyl, ethyl, dimethyl, or may be further substituted one or more times with C, N, O, P, OH, methoxy, ethoxy, acetyl, alkoxy, alkyl, alkenyl, alkynyl, or phenyl any of which may or may not be branched or comprise substituents such as hydrogen, methyl, ethyl, alkyl, alkenyl, alkynyl, alkoxy, phosphate, cycloalkyl, heterocycloalkyl, cycloalkenyl, dimethyl or phenyl and preferably is C substituted with C, O, P, H, OH, phosphate, alkyl, alkenyl, alkynyl any of which may be (C₁-C_v), or phenyl, any of which may be substituted with O, OH, methyl, dimethyl, alkyl, alkenyl, cycloalkyl, heterocycloalkyl, cycloalkenyl, phenyl, methoxy, ethoxy, alkoxy or phosphate, and more preferably is C substituted at least once with OH or hydrogen, and wherein any of the above may form at least one bond with any of R₁, and/or R₃, and wherein _v is an integer of from 1 to 30; and

- wherein R₃ is selected from the group of C, S, N, O, optionally substituted with C, S, N, O, B, P, OH, hydrogen, methoxy, ethoxy, acetyl, alkoxy, alkyl, alkenyl, alkynyl, any of which may or may not be branched or comprise substituents such as phosphate, cycloalkyl, heterocycloalkyl, cycloalkenyl, methyl, ethyl, dimethyl, or may be

further substituted one or more times with C, S, N, O, P, OH, methoxy, ethoxy, acetyl, alkoxy, alkyl, alkenyl, alkynyl, or phenyl any of which may or may not be branched or comprise substituents such as hydrogen, methyl, ethyl, alkyl, alkenyl, alkynyl, alkoxy, phosphate, cycloalkyl, heterocycloalkyl, cycloalkenyl, dimethyl or phenyl and preferably is C substituted with C, O, P, H, OH, phosphate, acetyl, alkoxy, alkyl, alkenyl, any of which may be (C₁-C_v), or phenyl, optionally substituted with O, OH, methyl, dimethyl, alkyl, alkenyl, phenyl, methoxy, ethoxy, alkoxy or phosphate, and more preferably is C substituted with OH, methoxy, lower alkyl (C₁-C_v) and may at any point form a ring with R₄, and wherein any of the above may form at least one bond with any of R₂, and/or R₄, and wherein v is an integer of from 1 to 30, and v is an integer of 2 or 3; and

- wherein R₄ is selected from the group of C, S, N, O, optionally substituted with C, S, N, O, B, P, OH, hydrogen, methoxy, ethoxy, acetyl, alkoxy, alkyl, alkenyl, alkynyl, any of which may or may not be branched or comprise substituents such as phosphate, cycloalkyl, heterocycloalkyl, cycloalkenyl, methyl, ethyl, dimethyl, or may be further substituted one or more times with C, S, N, O, P, OH, methoxy, ethoxy, acetyl, alkoxy, alkyl, alkenyl, alkynyl, or phenyl any of which may or may not be branched or comprise substituents such as hydrogen, methyl, ethyl, alkyl, alkenyl, alkynyl, alkoxy, phosphate, cycloalkyl, heterocycloalkyl, cycloalkenyl, dimethyl or phenyl and preferably is C substituted with C, O, P, H, OH, phosphate, acetyl, alkoxy, alkyl, alkenyl, any of which may be (C₁-C_v), or phenyl, optionally substituted with O, OH, methyl, dimethyl, alkyl, alkenyl, phenyl, methoxy, ethoxy, alkoxy or phosphate, and more preferably is C substituted with OH, methoxy, lower alkyl (C₁-C_v) and may at any point form a ring with R₄, and wherein any of the above may form at least one bond with any of R₂, and/or R₄, and wherein x is an integer of from 1 to 30; and v is an integer of 2 or 3; and

- wherein R₅ is selected from the group of C, S, N, O, optionally substituted with C, S, N, O, P, OH, hydrogen, alkyl, alkenyl, alkynyl, any of which may or may not be branched or comprise substituents such as phosphate, cycloalkyl, heterocycloalkyl, cycloalkenyl, methyl, ethyl, dimethyl, or may be further substituted one or more times with C, S, N, O, P, OH, CHO, hydrogen, methoxy, ethoxy, acetyl, alkoxy, alkyl, alkenyl, alkynyl, sulfonyl or phenyl any of which may or may not be branched or

comprise substituents such as hydrogen, methyl, ethyl, alkyl, alkenyl, alkynyl, alkoxy, phosphate, cycloalkyl, heterocycloalkyl, cycloalkenyl, dimethyl or phenyl and preferably is C substituted at least once with C, O, P, H, OH, CHO, phosphate, alkyl, alkenyl, any of which may be (C₁-C_v), or phenyl, any of which may be substituted
5 with O, OH, methyl, dimethyl, alkyl, alkenyl, methoxy, ethoxy, alkoxy or phosphate, and more preferably is C substituted one or more times with hydrogen, OH, CHO or methyl which may form a ring with R₆ wherein v is an integer of from 1 to 30, and;

- wherein R₆ is selected from the group of C, S, N, O, optionally substituted with C, S, N, O, B, P, OH, CHO, hydrogen, alkyl, alkenyl, alkynyl, any of which may or may not be branched or comprise substituents such as phosphate, cycloalkyl, hetero-
10 cycloalkyl, cycloalkenyl, methyl, ethyl, dimethyl, or may be further substituted one or more times with C, N, O, P, OH, methoxy, ethoxy, acetyl, alkoxy, alkyl, alkenyl, alkynyl, or phenyl any of which may or may not be branched or comprise substituents
15 such as hydrogen, methyl, ethyl, alkyl, alkenyl, alkynyl, alkoxy, phosphate, dimethyl or phenyl and preferably is C substituted with C, O, P, H, OH, CHO, phosphate, alkyl, alkenyl, any of which may be (C₁-C_v), or phenyl, any of which may be substituted with O, OH, methyl, dimethyl, alkyl, alkenyl, methoxy, ethoxy, alkoxy or phosphate, and more preferably is C substituted one or more times with hydrogen, CHO,
20 lower alkyl (C₁-C_v) or methyl, which may form at least one bond with R₅, or be at least one bond forming a ring with R₁, wherein the at least one bond between any of R₁, R₂, R₃, R₄ and/or R₅ may be single or double bonds and wherein v is an integer of from 1 to 30; and γ is an integer of 2 or 3.

25 Preferably, the present invention concerns the use of a compound comprising the general formula (I) wherein R₁ is C substituted with C, N, O, B, P, OH, hydrogen, alkyl, alkenyl, alkynyl, any of which may or may not be branched or comprise substituents such as phosphate, cycloalkyl, heterocyclyl, heterocyclic group, cycloal-
30 kenyl, methyl, ethyl, dimethyl, or may be further substituted one or more times with C, N, O, P, OH, methoxy, ethoxy, acetyl, alkoxy, alkyl, alkenyl, cycloalkyl, cycloal-
kenyl, heterocyclyl, heterocyclic group any of which may or may not be branched or comprise substituents such as C, O, H, OH, methyl, ethyl, alkyl, alkenyl, alkoxy, phosphate, further substituted at least once with O, OH, methyl, alkenyl, cycloalkyl, heterocycloalkyl, cycloalkenyl, further substituted with alkyl, alkenyl, cycloalkyl,
35 cycloalkenyl, heterocyclyl any of the above of which may form bonds with R₂, and/or

R6, and R2 preferably is C substituted with C, O, P, H, OH, phosphate, alkyl, alkenyl, alkynyl any of which may be (C₁-C_v), or phenyl, any of which may be substituted with O, OH, methyl, dimethyl, alkyl, alkenyl, cycloalkyl, heterocycloalkyl, cycloalkenyl, phenyl, methoxy, ethoxy, alkoxy or phosphate, and R3 preferably is C substituted with C, O, P, H, OH, phosphate, acetyl, alkoxy, alkyl, alkenyl, any of which may be (C₁-C_v), or phenyl, any of which may be substituted with O, OH, methyl, dimethyl, alkyl, alkenyl, phenyl, methoxy, ethoxy, alkoxy or phosphate, and R4 preferably is C substituted with C, O, P, H, OH, phosphate, acetyl, alkoxy, alkyl, alkenyl, any of which may be (C₁-C_v), or phenyl, optionally substituted with O, OH, methyl, dimethyl, alkyl, alkenyl, phenyl, methoxy, ethoxy, alkoxy or phosphate, and R5 preferably is C substituted at least once with C, O, P, H, OH, CHO, phosphate, alkyl, alkenyl, any of which may be (C₁-C_v), or phenyl, any of which may be substituted with O, OH, methyl, dimethyl, alkyl, alkenyl, methoxy, ethoxy, alkoxy or phosphate, and R6 preferably is C substituted with C, O, P, H, OH, CHO, phosphate, alkyl, alkenyl, any of which may be (C₁-C_v), or phenyl, any of which may be substituted with O, OH, methyl, dimethyl, alkyl, alkenyl, methoxy, ethoxy, alkoxy or phosphate, and wherein v is an integer of from 1 to 30.

Most preferably, the present invention concerns the use of a compound comprising the general formula (I) wherein R1 is C substituted with alkyl or alkenyl which may be (C₄-C_z), Boron, or heterocyclic group forming a ring with R6 thus comprising a pyrrolidine further substituted one or more times with O, methyl, alicyclic groups attached to one another, these being saturated or unsaturated or a heterocyclic group comprising said Boron, N and O, and being further substituted at least once with O, methyl or C further substituted at least once with cycloalkenyl, cycloalkyl, heterocyclyl further substituted at least once with O, OH, methyl, alkenyl, further substituted with lower alkyl and cycloalkenyl; R2 is C substituted with OH or hydrogen; R3 is C substituted with OH, methoxy, lower alkyl (C₁-C_z) and may at any point form a ring with R4; R4 is C substituted with OH, methoxy, lower alkyl (C₁-C_z) and may at any point form a ring with R3; R5 is C substituted one or more times with hydrogen, OH, CHO or methyl which may form a ring with R6; and R6 is C substituted one or more times with hydrogen, CHO, lower alkyl (C₁-C_z) or methyl, which may form at least one bond with R5, or be forming a ring with R1, wherein the at least one bond between any of R1, R2, R3, R4, R5 and/or R6 may be single or double bonds and y is an integer of either 2 or 3, and z is an integer of either 5 or 12.

Certain molecular modifications are preferable especially regarding the classical vanilloid receptor agonist compounds, as they seem to ensure a more favorable degree of vanilloid receptor activation. These modifications include an unbranched
5 alkyl side chain of a certain minimum length, as shorter chain analogues decrease in potency and thus are not capable of inducing hypothermia to a satisfactory degree. It is therefore preferable that the compounds of the present invention have relatively long alkyl or alkenyl chains (counted from R1 in the above formula) such as chains
10 longer than 6 carbon atoms. Preferably the length of the alkyl / alkenyl chain is between 6 and 25 carbon atoms, most preferably between 7 and 18 carbon atoms, even more preferably between 8 and 9 carbon atoms.

In contrast hereto, substitution in the aromatic ring seems to abolish activity altogether and modification of many of the TRPV1 capsaicinoid and capsaicinoid-like
15 agonists by halogenation of the aromatic ring tends to yield potent antagonists.

Examples of vanilloid receptor agonist compounds

Examples of compounds especially relevant for the present invention include, but are not limited to classic vanilloid receptor agonists such as (names in parenthesis
20 are alternative names): Capsaicin (C; 8-methyl-N-vallilyl-6-nonenamide), Dihydrocapsaicin (DHC), Nordihydro-capsaicin (NDHC), Homodihydro-capsaicin (HDHC), Homocapsaicin (HC), Olvanil (N-9-Z-octadecenoyl-vanillamide), Rinvanil (vanillamide of ricinoleic acid), Arvanil (N-vanillylarachidonamide), PhAR (phenylacetylrinvanil), Nuvanil, Farvanil (vanillamide of farnesic acid), Ac-Rinvanil,
25 Retvanil (vanillamide of retinoic acid), Nonivamide, and Ervanil (vanillamide of erucic acid). Included among these examples are any possible phosphate or salt derivatives of the above compounds.

Examples of non-classical vanilloid receptor agonist compounds specially relevant
30 for the present invention include, but are not limited to compounds such as (names in parenthesis are alternative names): Resiniferatoxin (RTX), Anandamide (arachidonyl ethanolamine), N-arachidonoyldopamine (NADA), N-arachidonoyl-L-serine (ARA-S), Arachidonyl-2-chloroethylamide, 2-aminoethoxydiphenyl borate (2-APB), Evodiamine, Propofol, Isovelleral, Scutigeral, 12-hydroperoxyeicosatetraenoic
35 acid, Alpha-sanshool, Beta-sanshool, Gamma-sanshool, Delta-sanshool, Alpha-

hydroxy-sanshool, Beta-hydroxy-sanshool, Piperine, Zingerone, and Bv8. Included among these examples are any possible phosphate or salt derivatives of the above compounds.

5 Preferred vanilloid receptor agonist compounds

The compounds of the present invention may apart from inducing hypothermia induce secondary effects or have other characteristics. These may be related to the capsaicinoid nature of the compounds and may thus be more or less desirable. It is preferable that the compounds of the invention do not induce any blood-pressure
10 modifying effects or induce hyperalgesic, nocifensive, plasma extravasation, peripheral vasodilatation, bronchoconstriction, bradycardia, or apnea effects among others. A potential analgetic effect may not be considered an adverse effect and may even, depending on the application of this invention, be desirable. Furthermore, a compound of the present invention may be hydrophilic or hydrophobic. To facilitate
15 the administration of a compound according to the present invention it is preferable for a compound to be hydrophilic. A preferred compound is moreover metabolically stable.

A preferred compound of the present invention is a compound capable of binding
20 the TRPV1 receptor, thereby inducing hypothermia in an individual to a temperature in the range of 36 to 32 degree Celsius, and where said compound is hydrophilic.

Examples of preferred or especially relevant compounds include: Capsaicin and compounds closely related to capsaicin such as: Dihydrocapsaicin (DHC),
25 Nordihydro-capsaicin (NDHC), Homodihydro-capsaicin (HDHC), and Homocapsaicin other specially relevant compounds include resiniferatoxin and compounds closely related hereto. Most preferred are dihydrocapsaicin and phosphate or salt derivatives hereof.

30 Antagonists of vanilloid receptor agonist function

It is an object of the present invention to provide compounds that are capable of obviating the effect of the compounds that induce hypothermia. These compounds are herein termed antagonists and exert their antagonistic effect by blocking the ability of any of the vanilloid receptor agonists, capsaicinoids or capsaicinoid-like
35 compounds herein described in binding to their receptors. The purpose of such an

antagonist is to provide an additional safety mechanism whereby it is possible to stop the decline in core body temperature, stabilize the core body temperature and/or raise the core body temperature of an individual.

- 5 An embodiment of the present invention thus comprises the use of a compound according to any of the above for the preparation of a medicament for antagonizing the induction of hypothermia in an individual.

Examples of antagonists includes but is not limited to: 5-iodoresiniferatoxin,
10 Aminoquinazoline (Aminoquinazoline 70), 6-iodo-nordihydrocapsaicin, IBTU (N-(4-chlorobenzyl)-N'-(4-hydroxy-3-iodo-5-methoxybenzyl)thiourea), KJM429 and JYL1421, A-425619, AMG9810, SB 366791, Adenosine and Capsazepine.

Novel use of compounds

- 15 Vanilloid receptor agonists, capsaicinoids and capsaicinoid-like compounds have been used for a variety of purposes over time. It is an object of the present invention to provide a novel use of these compounds for the induction of hypothermia, especially for the induction of hypothermia in an individual.

20 **Medicament**

The induction of hypothermia by any of the herein described compounds is performed by preparing, producing and thus providing a medicament or pharmaceutical composition comprising at least one of said compounds. The medicament of the present invention is thus for the induction of hypothermia in an
25 individual for the treatment and/or prophylaxis of ischemia in said individual.

It is an aspect of the present invention to provide a medicament comprising a compound capable of inducing hypothermia in an individual in need thereof.

- 30 It is also an aspect of the present invention to provide a medicament comprising a compound for prophylactic and/or therapeutic applications.

It is further an aspect of the present invention to provide a medicament comprising a compound for therapeutic applications.

35

It is an aspect of the present invention to provide a medicament comprising a compound capable of inducing hypothermia in an individual in need thereof of between 32 and 36 degree Celsius.

5 It is also an aspect of the present invention to provide a medicament comprising a compound wherein at least one compound induces hypothermia rapidly.

In another aspect the present invention provides a medicament comprising a compound wherein at least one compound induces hypothermia slowly.

10

In a further embodiment the present invention provides a medicament comprising a compound and a further active ingredient selected from the group of: analgesics, opioids, GABAs and adrenergic antagonists.

15 Pharmaceutical composition

Whilst it is possible for the compounds or salts of the present invention to be administered as the raw chemical, it is preferred to present them in the form of a pharmaceutical formulation. Accordingly, the present invention further provides a pharmaceutical formulation, for medicinal application, which comprises a compound of the present invention or a pharmaceutically acceptable salt thereof, as herein defined, and a pharmaceutically acceptable carrier therefore.

20

The compounds of the present invention may be formulated in a wide variety of oral administration dosage forms. The pharmaceutical compositions and dosage forms may comprise the compounds of the invention or its pharmaceutically acceptable salt or a crystal form thereof as the active component. The pharmaceutically acceptable carriers can be either solid or liquid. Solid form preparations include powders, tablets, pills, capsules, cachets, suppositories, and dispersible granules. A solid carrier can be one or more substances which may also act as diluents, flavoring agents, solubilizers, lubricants, suspending agents, binders, preservatives, wetting agents, tablet disintegrating agents, or an encapsulating material.

25

30

The compounds of the present invention may be formulated for parenteral administration (e.g., by injection, for example bolus injection or continuous infusion) and may be presented in unit dose form in ampoules, pre-filled syringes, small volume

35

infusion or in multi-dose containers with an added preservative. The compositions may take such forms as suspensions, solutions, or emulsions in oily or aqueous vehicles, for example solutions in aqueous polyethylene glycol. Examples of oily or non-aqueous carriers, diluents, solvents or vehicles include propylene glycol, polyethylene glycol, vegetable oils (e.g., olive oil), and injectable organic esters (e.g., ethyl oleate), and may contain formulatory agents such as preserving, wetting, emulsifying or suspending, stabilizing and/or dispersing agents. Alternatively, the active ingredient may be in powder form, obtained by aseptic isolation of sterile solid or by lyophilisation from solution for constitution before use with a suitable vehicle, e.g., sterile, pyrogen-free water.

Oils useful in parenteral formulations include petroleum, animal, vegetable, or synthetic oils. Specific examples of oils useful in such formulations include peanut, soybean, sesame, cottonseed, corn, olive, petrolatum, and mineral. Suitable fatty acids for use in parenteral formulations include oleic acid, stearic acid, and isostearic acid. Ethyl oleate and isopropyl myristate are examples of suitable fatty acid esters.

Suitable soaps for use in parenteral formulations include fatty alkali metal, ammonium, and triethanolamine salts, and suitable detergents include (a) cationic detergents such as, for example, dimethyl dialkyl ammonium halides, and alkyl pyridinium halides; (b) anionic detergents such as, for example, alkyl, aryl, and olefin sulfonates, alkyl, olefin, ether, and monoglyceride sulphates, and sulfosuccinates, (c) non-ionic detergents such as, for example, fatty amine oxides, fatty acid alkanolamides, and polyoxyethylenepolypropylene copolymers, (d) amphoteric detergents such as, for example, alkyl- β -aminopropionates, and 2-alkyl-imidazoline quaternary ammonium salts, and (e) mixtures thereof.

The parenteral formulations typically will contain from about 0.5 to about 25% by weight of the active ingredient in solution. Preservatives and buffers may be used. In order to minimize or eliminate irritation at the site of injection, such compositions may contain one or more non-ionic surfactants having a hydrophile - lipophile balance (HLB) of from about 12 to about 17. The quantity of surfactant in such formulations will typically range from about 5 to about 15% by weight. Suitable surfactants include polyethylene sorbitan fatty acid esters, such as sorbitan monooleate and the high molecular weight adducts of ethylene oxide with a hydrophobic base, formed by

the condensation of propylene oxide with propylene glycol. The parenteral formulations can be presented in unit-dose or multi-dose sealed containers, such as ampoules and vials, and can be stored in a freeze-dried (lyophilized) condition requiring only the addition of the sterile liquid excipient, for example, water, for injections, immediately prior to use. Extemporaneous injection solutions and suspensions can be prepared from sterile powders, granules, and tablets of the kind previously described.

It is an object of the present invention that the compounds described herein may be solubilized in water, fractionated coconut oil or Tween, such as Tween 80 at any percentage. Preferably, dihydrocapsaicin is formulated in 20% w/v Tween 80.

Thus, in one embodiment the medicament of the present invention comprises a pharmaceutically acceptable carrier.

15

Pharmaceutically acceptable salts

Pharmaceutically acceptable salts of the instant compounds, where they can be prepared, are also intended to be covered by this invention. These salts will be ones which are acceptable in their application to a pharmaceutical use. By that it is meant that the salt will retain the biological activity of the parent compound and the salt will not have untoward or deleterious effects in its application and use in treating diseases.

Pharmaceutically acceptable salts are prepared in a standard manner. If the parent compound is a base it is treated with an excess of an organic or inorganic acid in a suitable solvent. If the parent compound is an acid, it is treated with an inorganic or organic base in a suitable solvent.

The compounds of the invention may be administered in the form of an alkali metal or earth alkali metal salt thereof, concurrently, simultaneously, or together with a pharmaceutically acceptable carrier or diluent, especially and preferably in the form of a pharmaceutical composition thereof, whether by oral, rectal, or parenteral (including subcutaneous) route, in an effective amount.

30

A pharmaceutically acceptable salt means any salt of the compounds mentioned. In particular, it means a pharmaceutically acceptable acid addition salt. Pharmaceutically acceptable acid addition salts of the compounds include salts derived from non-toxic inorganic acids such as hydrochloric, nitric, phosphoric, sulphuric, hydrobromic, hydriodic, hydrofluoric, phosphorous and the like, as well as the salts derived from non-toxic organic acids, such as aliphatic mono- and dicarboxylic acids, phenyl-substituted alkanolic acids, hydroxy alkanolic acids, alkanedioic acids, aromatic acids, aliphatic and aromatic sulfonic acids, etc. Such salts thus include sulphate, pyrosulphate, bisulphate, sulphite, bisulphite, nitrate, phosphate, monohydrogenphosphate, dihydrogenphosphate, metaphosphate, pyrophosphate, chloride, bromide, iodide, acetate, trifluoroacetate, propionate, caprylate, isobutyrate, oxalate, malonate, succinate, suberate, sebacate, fumarate, maleate, mandelate, benzoate, chlorobenzoate, methylbenzoate, dinitrobenzoate, phthalate, benzenesulfonate, toluenesulfonate, phenylacetate, citrate, lactate, maleate, tartrate, methanesulfonate, and the like.

pH

An aspect of the present invention regards the pH of the medicament. The pH of the medicament depends on the administration form, as the pH of the medicament preferably is suitable for the route of administration chosen. An embodiment of the present invention comprises a medicament wherein the pH of the composition is between pH 5 and pH 9, such as between pH 5.5 and 8.5 such as between pH 6 and 8, such as between pH 6.5 and 7.5. Most preferably the pH of the medicament is in accordance with the route of administration and the tissue to which the medicament is administered.

Thus, in an embodiment the present invention provides a composition comprising a compound, wherein the pH of the composition is between pH 5 and pH 9.

Indications

The invention provides compounds for the production of a medicament for the treatment of ischemia in an individual. Ischemia may arise due to various circumstances and thus it is an object of the present invention to treat ischemia arising from a plurality of medical indications.

These indications include, but are not limited to, cardiovascular diseases such as myocardial infarction, acute coronary syndrome, cardiac arrest, stroke, arterial aneurism, subarachnoid haemorrhage, arteriosclerosis, angina pectoris, hypertension, hypercholesterolemia, cardiac arrhythmia, cardiomegaly, cardiomyopathy, heart valve regurgitation and heart valve stenosis, perinatal asphyxia and non-perinatal asphyxia as well as traumatic brain injury.

Thus, it is an aspect of the present invention to provide compounds for the induction of hypothermia in an individual suffering from or at risk of suffering from ischemia.

Individuals at risk of suffering from ischemia are often individuals who have previously suffered from an event that was capable of or did induce ischemia such as a heart attack, stroke or other. These individuals may benefit from having rapid access to pills, capsules, ampoules, pre-loaded syringes, suppositories or other administration forms of the medicaments of the present invention for self-administration. It is envisioned that these individuals at the onslaught of a new ischemic attack self-administer a dose of the compounds of the present invention prior to receiving medical aid by medical professionals. This is of relevance, as the faster the temperature drops, the better the chances of reducing the detrimental effects of the ischemic attack.

It is also an aspect of the present invention to provide compounds for the prophylaxis and/or treatment of ischemia in connection with cardiovascular diseases, asphyxia and/or traumatic brain injuries.

In one embodiment compounds of the present invention are used alone or in combination to treat adverse effects of ischemia in the kidney.

It is also an aspect of the present invention to provide prophylaxis and/or treatment of ischemia or tissue damaging effects occurring during or after ischemia in the kidney or nephroischemia.

In one embodiment, the present invention provides compounds for treating effects of ischemia, wherein the ischemia is due to cardiovascular diseases such as myocardial infarction, acute coronary syndrome, cardiac arrest, stroke, arterial aneurism,

subarachnoid haemorrhage, arteriosclerosis, angina pectoris, hypertension, hypercholesterolemia, cardiac arrhythmia, cardiomegaly, cardiomyopathy, heart valve regurgitation and heart valve stenosis.

5 Another group of indications are the situations where an individual has an increased body temperature such as fever, hyperpyrexia, hyperthermia or other. It is an aspect of the present invention to provide compounds for the purpose of inducing hypothermia and/or lowering the body temperature of these individuals.

10 It is furthermore an aspect of the present invention to provide means for selectively inducing hypothermia in either the brain or the body or both simultaneously. This is of relevance, as a severe stroke is known to cause an increase in brain temperature, often subsequently followed by an increase in body temperature. Thus it is an aspect of the present invention to induce hypothermia in the brain without, as far as it
15 is physically possible, inducing hypothermia in the body, just as it is an aspect of the present invention to induce hypothermia in the body without, as far as it is physically possible, inducing hypothermia in the brain. Likewise it is as often stated herein an aspect of the present invention to induce hypothermia and/or lower the body temperature of an individual in need thereof.

20 In a further embodiment, the present invention provides compounds for treating effects of ischemia, wherein the ischemia is due to asphyxia such as: perinatal asphyxia and/or non-perinatal asphyxia.

25 Target temperature and peak effect

The target temperature of the medicament is the core body temperature that can be reached upon administering the medicament according to the present invention as prescribed according to potency, dosage and so on. Various ranges and specific hypothermic / reduced core body temperatures that fall within the scope present
30 invention are equal to the temperatures that the compound itself may induce as listed in the section on hypothermia.

An embodiment of the present invention is thus a medicament capable of inducing hypothermia below 36 °C, such as below 35.5 °C, such as below 35 °C, such as
35 below 34.5 °C, such as below 34.0 °C, such as below 33.5 °C, such as below 33.0

°C, such as below 32.5 °C, such as such as below 32.0 °C. The medicament may lower the core body temperature to fall in the range of between 36 and 31 degree Celsius, preferably between 35 and 32 degree Celsius, such as between 34 and 32 degree Celsius.

5

The compounds of this invention will often show a peak in hypothermia inducing effect 30 minutes to 120 minutes after administration, but may potentially peak sooner or later than described by this interval. The hypothermia inducing effect will frequently last from 1 hour to 12 hours, but may potentially last shorter or longer than described by this interval.

10

It is an object of the present invention to provide medicaments suitable for a quick induction of hypothermia which may be of long or short duration and medicaments suitable for a slow reduction in core body temperature which may be of long or short duration.

15

An embodiment of the present invention is thus a medicament capable of inducing hypothermia below 36 °C, such as below 35.5 °C, such as below 35 °C, such as below 34.5 °C, such as below 34.0 °C, such as in the range of between 36 to 32 degree Celsius, and more preferably between 35 and 33 degree Celsius.

20

It is an aspect of the present invention that the compounds / medicaments / treatments herein may be given while the individual receiving the treatment is surrounded by any given temperature. In other words, the temperature of the surroundings, especially the room in which the individual resides, is not of relevance to the treatment. The treatment will reduce the temperature of the individual and/or induce hypothermia whether the room temperature is ambient, high or low such as at any temperature between 5 and 45 degree Celsius.

25

30

Administration

The main routes of drug delivery, in the treatment method are intravenous, oral, and topical, as will be described below. Other drug-administration methods, such as subcutaneous injection or via inhalation, which are effective to deliver the drug to a target site or to introduce the drug into the bloodstream, are also contemplated.

35

The mucosal membrane to which the pharmaceutical preparation of the invention is administered may be any mucosal membrane of the individual to which the biologically active substance is to be given, e.g. in the nose, vagina, eye, mouth, genital tract, lungs, gastrointestinal tract, or rectum, preferably the mucosa of the nose, mouth or rectum.

Compounds of the invention may be administered parenterally, that is by intravenous, intramuscular, intraspinal, subcutaneous, intraarterial, intracardiac, intraosseous, intradermal, intrathecal, transdermal, transmucosal, inhalational, epidural, sublingual, intravitreal, intranasal, intrarectal, intravaginal or intraperitoneal administration. Appropriate dosage forms for such administration may be prepared by conventional techniques. The compounds may also be administered by inhalation, that is by intranasal and oral inhalation administration. Appropriate dosage forms for such administration, such as an aerosol formulation or a metered dose inhaler, may be prepared by conventional techniques.

The compounds according to the invention may be administered with at least one other compound. The compounds may be administered simultaneously, either as separate formulations or combined in a unit dosage form, or administered sequentially.

A preferred embodiment of the present invention is a medicament for administration by injection, suppository, oral administration, sublingual tablet or spray, cutaneous administration, or inhalation. More preferably the administration form is by injection, wherein the injection is intravenous, intramuscular, intraspinal, intraperitoneal, subcutaneous, a bolus or a continuous administration.

The most preferable mode of administration of a medicament comprising a vanilloid is by intravenous injection. Intravenous injection is also the preferred mode of administration of medicaments comprising vanilloid receptor agonists, as these may act as irritants under certain circumstances.

Some vanilloid receptor agonists may act as irritants under certain circumstances. Therefore, the compounds of the present invention, depending on the specific active substance, may preferably be administered as capsules rather than tablets or sup-

positories, and preferably as intravenous injections rather than subcutaneous or intramuscular injections.

5 In one embodiment, the compound of the present invention is administered by injection, suppository, oral administration, sublingual tablet or spray, cutaneous administration, or inhalation.

10 In another embodiment, the compound of the present invention is administered by injection, wherein the injection is intravenous, intramuscular, intraspinal, intraperitoneal, subcutaneous, a bolus or a continuous administration.

In one embodiment, the compound of the present invention is administered at intervals of 30 minutes to 48 hours.

15 In one embodiment, the compound of the present invention is administered at intervals of 1 to 6 hours.

Individual

20 The individual that may benefit from the administration of a medicament as described herein may be an individual suffering from ischemia or at risk of suffering from ischemia. If the individual is at risk of suffering from ischemia the preferred administration form of the medicament may be suppository, oral administration or inhalation. Preferably, the individual is an individual suffering from ischemia. Also, the individual may have an elevated body temperature and may be in need of a
25 reduction hereof; alternatively the medicaments of the present invention may be given pre-operatively to lower the body temperature of the individual prior to and/or during surgery. The preferred administration form for an individual suffering from ischemia is an injection, such as an intravenous, intramuscular, intraspinal, intraperitoneal or subcutaneous injection. Being in need of treatment thus indicates
30 that the health of the individual is benefitted by the administration of the compound of the present invention.

35 The individual may be any human being, male or female, infant or old. The ischemic condition and/or elevated temperature to be treated or prevented in the individual may relate to the age of the individual, the general health of the individual and

whether or not the individual has a prior history of suffering from diseases or disorders that may have or have induced ischemic conditions and/or elevated temperature in the individual.

5 Dosage

The dosage of the compound according to the invention depends on the compound in question; however, the amount of the compound is also closely related to the pharmaceutical composition of the medicament, any second compound of the medicament or any second active ingredient of the medicament.

10

It will be recognized by one of skill in the art that the optimal quantity and spacing of individual dosages of a compound or a pharmaceutically acceptable salt thereof will be determined by the nature and extent of the condition being treated, the form, route and site of administration, and the particular patient being treated, and that such optimums can be determined by conventional techniques. It will also be appreciated by one of skill in the art that the optimal course of treatment, i.e., the number of doses of a compound or a pharmaceutically acceptable salt thereof given per day for a defined number of days, can be ascertained by those skilled in the art using conventional course of treatment determination tests.

15

20

For all methods of use disclosed herein for the compounds, the daily oral dosage regimen will preferably be from about 0.01 to about 80 mg/kg of total body weight. The daily parenteral dosage regimen will be from about 0.001 to about 80 mg/kg of total body weight.

25

For all methods of use disclosed herein for the compounds, the daily dosage regimen will preferably be from about 0.01 to about 80 mg/kg of total body weight. The daily parenteral dosage regimen will be from about 0.01 to about 2,400 mg/kg of total body weight, preferably, the dosage of the medicament according to the present invention is between 10 µg to 10 mg pr kg total body weight, such as between 100 µg to 1 mg pr kg total body weight, depending on the compound of choice. It follows, that the preferred dosage may be between 1 µg and 1 mg pr kg total body weight, such as between 10 µg and 100 µg pr kg total body weight, such as or about 10 µg, 20 µg, 30 µg, 40 µg, 50 µg, 60 µg, 70 µg, 80 µg, 90 µg or 100 µg pr kg total body weight, again depending on the compound chosen. It has been found that

30

35

cannabinoids and vanilloids vary with respect to potency and affinity for the receptor as well as with respect to molecular weight.

5 Preferably, the dosage of the medicament according to the present invention is between 0.1 μg to 100 mg pr kg total body weight; such as between 0.1 μg to 1 μg pr
kg total body weight, for example between 1 μg to 2 μg pr kg total body weight, such
as 2 μg to 3 μg , for example 3 μg to 4 μg , such as 4 μg to 5 μg , for example 5 μg to
6 μg , such as 6 μg to 7 μg , for example 7 μg to 8 μg , such as 8 μg to 9 μg , for ex-
10 ample 9 μg to 10 μg , such as 10 μg to 15 μg , for example 15 μg to 20 μg , such as
20 μg to 25 μg , for example 25 μg to 30 μg , such as 30 μg to 40 μg , for example 40
 μg to 50 μg , such as 50 μg to 60 μg , for example 60 μg to 70 μg , such as 70 μg to
80 μg , for example 80 μg to 90 μg , such as 90 μg to 100 μg , for example 100 μg to
125 μg , such as 125 μg to 150 μg , for example 150 μg to 175 μg , such as 175 μg to
200 μg , for example 200 μg to 250 μg , such as 250 μg to 300 μg , for example 300
15 μg to 350 μg , such as 350 μg to 400 μg , for example 400 μg to 450 μg , such as 450
 μg to 500 μg , for example 500 μg to 600 μg , such as 600 μg to 700 μg , for example
700 μg to 800 μg , such as 800 μg to 900 μg , for example 900 μg to 1000 μg , such
as 1 mg to 1.5 mg, for example 1.5 mg to 2 mg, such as 2 mg to 2.5 mg, for exam-
20 ple 2.5 mg to 3 mg, such as 3 mg to 3.5 mg, for example 3.5 mg to 4 mg, such as 4
mg to 4.5 mg, for example 4.5 mg to 5 mg, such as 5 mg to 5.5 mg, for example 5.5
mg to 6 mg, such as 6 mg to 6.5 mg, for example 6.5 mg to 7 mg, such as 7 mg to
7.5 mg, for example 7.5 mg to 8 mg, such as 8 mg to 8.5 mg, for example 8.5 mg to
9 mg, such as 9 mg to 9.5 mg, for example 9.5 mg to 10 mg, such as 10 mg to 11
25 mg, for example 11 mg to 12 mg, such as 12 mg to 13 mg, for example 13 mg to 14
mg, such as 14 mg to 15 mg, for example 15 mg to 16 mg, such as 16 mg to 17 mg,
for example 17 mg to 18 mg, such as 18 mg to 19 mg, for example 19 mg to 20 mg,
such as 20 mg to 21 mg, for example 21 mg to 22 mg, such as 22 mg to 23 mg, for
example 23 mg to 24 mg, such as 24 mg to 25 mg, for example 25 mg to 26 mg,
such as 26 mg to 27 mg, for example 27 mg to 28 mg, such as 28 mg to 29 mg, for
30 example 29 mg to 30 mg, such as 30 mg to 35 mg, for example 35 mg to 40 mg,
such as 40 mg to 45 mg, for example 45 mg to 50 mg, such as 50 mg to 55 mg, for
example 55 mg to 60 mg, such as 60 mg to 65 mg, for example 65 mg to 70 mg,
such as 70 mg to 75 mg, for example 75 mg to 80 mg, such as 80 mg to 85 mg, for
example 85 mg to 90 mg, such as 90 mg to 95 mg, for example 95 mg to 100 mg pr
35 kg total body weight, depending on the compound of choice.

In another embodiment, the dosage of the medicament according to the present invention is between 0.1 μg to 100 mg pr kg total body weight; such as between 0.1 μg to 100 mg pr kg total body weight, for example between 1 μg to 100 mg pr kg total body weight, such as 2 μg to 100 mg, for example 3 μg to 100 mg, such as 4 μg to 100 mg, for example 5 μg to 100 mg, such as 6 μg to 100 mg, for example 7 μg to 100 mg, such as 8 μg to 100 mg, for example 9 μg to 100 mg, such as 10 μg to 100 mg, for example 15 μg to 100 mg, such as 20 μg to 100 mg, for example 25 μg to 100 mg, such as 30 μg to 100 mg, for example 40 μg to 100 mg, such as 50 μg to 100 mg, for example 60 μg to 100 mg, such as 70 μg to 100 mg, for example 80 μg to 100 mg, such as 90 μg to 100 mg, for example 100 μg to 100 mg, such as 125 μg to 100 mg, for example 150 μg to 100 mg, such as 175 μg to 100 mg, for example 200 μg to 100 mg, such as 250 μg to 100 mg, for example 300 μg to 100 mg, such as 350 μg to 100 mg, for example 400 μg to 100 mg, such as 450 μg to 100 mg, for example 500 μg to 100 mg, such as 600 μg to 100 mg, for example 700 μg to 100 mg, such as 800 μg to 100 mg, for example 900 μg to 100 mg, such as 1 mg to 100 mg, for example 1.5 mg to 100 mg, such as 2 mg to 100 mg, for example 2.5 mg to 100 mg, such as 3 mg to 100 mg, for example 3.5 mg to 100 mg, such as 4 mg to 100 mg, for example 4.5 mg to 100 mg, such as 5 mg to 100 mg, for example 5.5 mg to 100 mg, such as 6 mg to 100 mg, for example 6.5 mg to 100 mg, such as 7 mg to 100 mg, for example 7.5 mg to 100 mg, such as 8 mg to 100 mg, for example 8.5 mg to 100 mg, such as 9 mg to 100 mg, for example 9.5 mg to 100 mg, such as 10 mg to 100 mg, for example 11 mg to 100 mg, such as 12 mg to 100 mg, for example 13 mg to 100 mg, such as 14 mg to 100 mg, for example 15 mg to 100 mg, such as 16 mg to 100 mg, for example 17 mg to 100 mg, such as 18 mg to 100 mg, for example 19 mg to 100 mg, such as 20 mg to 100 mg, for example 21 mg to 100 mg, such as 22 mg to 100 mg, for example 23 mg to 100 mg, such as 24 mg to 100 mg, for example 25 mg to 100 mg, such as 26 mg to 100 mg, for example 27 mg to 100 mg, such as 28 mg to 100 mg, for example 29 mg to 100 mg, such as 30 mg to 100 mg, for example 35 mg to 100 mg, such as 40 mg to 100 mg, for example 45 mg to 100 mg, such as 50 mg to 100 mg, for example 55 mg to 100 mg, such as 60 mg to 100 mg, for example 65 mg to 100 mg, such as 70 mg to 100 mg, for example 75 mg to 100 mg, such as 80 mg to 100 mg, for example 85 mg to 100 mg, such as 90 mg to 100 mg, for example 95 mg to 100 mg pr kg total body weight, depending on the compound of choice.

In yet another embodiment, the dosage of the medicament according to the present invention is between 0.1 μg to 100 mg pr kg total body weight; such as between 0.1 μg to 1 μg pr kg total body weight, for example between 0.1 μg to 2 μg pr kg total
5 body weight, such as 0.1 μg to 3 μg , for example 0.1 μg to 4 μg , such as 0.1 μg to 5 μg , for example 0.1 μg to 6 μg , such as 0.1 μg to 7 μg , for example 0.1 μg to 8 μg , such as 0.1 μg to 9 μg , for example 0.1 μg to 10 μg , such as 0.1 μg to 15 μg , for example 0.1 μg to 20 μg , such as 0.1 μg to 25 μg , for example 0.1 μg to 30 μg , such as 0.1 μg to 40 μg , for example 0.1 μg to 50 μg , such as 0.1 μg to 60 μg , for exam-
10 ple 0.1 μg to 70 μg , such as 0.1 μg to 80 μg , for example 0.1 μg to 90 μg , such as 0.1 μg to 100 μg , for example 0.1 μg to 125 μg , such as 0.1 μg to 150 μg , for exam-
ple 0.1 μg to 175 μg , such as 0.1 μg to 200 μg , for example 0.1 μg to 250 μg , such as 0.1 μg to 300 μg , for example 0.1 μg to 350 μg , such as 0.1 μg to 400 μg , for example 0.1 μg to 450 μg , such as 0.1 μg to 500 μg , for example 0.1 μg to 600 μg ,
15 such as 0.1 μg to 700 μg , for example 0.1 μg to 800 μg , such as 0.1 μg to 900 μg , for example 0.1 μg to 1000 μg , such as 0.1 μg to 1.5 mg, for example 0.1 μg to 2 mg, such as 0.1 μg to 2.5 mg, for example 0.1 μg to 3 mg, such as 0.1 μg to 3.5 mg, for example 0.1 μg to 4 mg, such as 0.1 μg to 4.5 mg, for example 0.1 μg to 5 mg, such as 0.1 μg to 5.5 mg, for example 0.1 μg to 6 mg, such as 0.1 μg to 6.5 mg, for example 0.1 μg to 7 mg, such as 0.1 μg to 7.5 mg, for example 0.1 μg to 8 mg, such as 0.1 μg to 8.5 mg, for example 0.1 μg to 9 mg, such as 0.1 μg to 9.5 mg, for ex-
20 ample 0.1 μg to 10 mg, such as 0.1 μg to 11 mg, for example 0.1 μg to 12 mg, such as 0.1 μg to 13 mg, for example 0.1 μg to 14 mg, such as 0.1 μg to 15 mg, for ex-
ample 0.1 μg to 16 mg, such as 0.1 μg to 17 mg, for example 0.1 μg to 18 mg, such as 0.1 μg to 19 mg, for example 0.1 μg to 20 mg, such as 0.1 μg to 21 mg, for ex-
25 ample 0.1 μg to 22 mg, such as 0.1 μg to 23 mg, for example 0.1 μg to 24 mg, such as 0.1 μg to 25 mg, for example 0.1 μg to 26 mg, such as 0.1 μg to 27 mg, for ex-
ample 0.1 μg to 28 mg, such as 0.1 μg to 29 mg, for example 0.1 μg to 30 mg, such as 0.1 μg to 35 mg, for example 0.1 μg to 40 mg, such as 0.1 μg to 45 mg, for ex-
30 ample 0.1 μg to 50 mg, such as 0.1 μg to 55 mg, for example 0.1 μg to 60 mg, such as 0.1 μg to 65 mg, for example 0.1 μg to 70 mg, such as 0.1 μg to 75 mg, for ex-
ample 0.1 μg to 80 mg, such as 0.1 μg to 85 mg, for example 0.1 μg to 90 mg, such as 0.1 μg to 95 mg, for example 0.1 μg to 100 mg pr kg total body weight, depend-
ing on the compound of choice.

35

It follows, that the preferred dosage may be between 0.1 μg and 100 mg, such as between 1 μg and 1 mg pr kg total body weight, for example between 10 μg and 100 μg pr kg total body weight, such as or about 0.1 μg , 1 μg , 5 μg , 10 μg , 15 μg , 20 μg , 25 μg , 30 μg , 35 μg , 40 μg , 45 μg , 50 μg , 55 μg , 60 μg , 65 μg , 70 μg , 75 μg , 80 μg , 85 μg , 90 μg , 95 μg , 100 μg , 150 μg , 200 μg , 250 μg , 300 μg , 350 μg , 400 μg , 450 μg , 500 μg , 550 μg , 600 μg , 650 μg , 700 μg , 750 μg , 800 μg , 850 μg , 900 μg , 950 μg , 1 mg, 1.5 mg, 2 mg, 2.5 mg, 3 mg, 3.5 mg, 4 mg, 4.5 mg, 5 mg, 6 mg, 7 mg, 8 mg, 9 mg, 10 mg, 15 mg, 20 mg, 25 mg, 30 mg, 35 mg, 40 mg, 45 mg, 50 mg, 60 mg, 70 mg, 80 mg, 90 mg or 100 mg pr kg total body weight, again depending on the compound chosen.

Also, the preferred dosage range may be between 100 μg and 100 mg pr kg total body weight, such as between 200 μg and 90 mg, between 300 μg and 80 mg, such as between 400 μg and 70 mg, such as between 500 μg and 60 mg, such as between 600 μg and 50 mg, such as between 700 μg and 40 mg, such as between 800 μg and 30 mg, such as between 900 μg and 20 mg, such as between 1 mg and 10 mg pr kg total body weight. Alternatively, the dosage may be found in the range of from 100 μg to 2000 μg , such as 200 μg to 1800 μg , or 300 μg to 1600 μg , 400 μg to 1400 μg , 500 μg to 1200 μg , 600 μg to 1000 μg , 500 μg to 1000 μg .

For any other receptor agonist compound according to the invention the exact dosage may be calculated based on the bovine study model described in Examples 14 and 15.

The preferred dosages of a vanilloid compound such as, but not limited to dihydrocapsaicin, is between 10 μg and 500 μg pr kg total body weight, such as or about 10 μg , 20 μg , 30 μg , 40 μg , 50 μg , 60 μg , 70 μg , 80 μg , 90 μg or 100 μg pr kg total body weight, or 150 μg , 200 μg , 250 μg , 300 μg , 350 μg , 400 μg , 450 μg pr kg total body weight when injected in the individual intravenously. Alternatively, dihydrocapsaicin and other vanilloids may be injected intramuscularly at dosages between 100 μg and 100 mg pr kg total body weight, such as between 200 μg and 90 mg, between 300 μg and 80 mg, such as between 400 μg and 70 mg, such as between 500 μg and 60 mg, such as between 600 μg and 50 mg, such as between 700 μg and 40 mg, such as between 800 μg and 30 mg, such as between 900 μg and 20 mg, such as between 1 mg and 10 mg pr kg total body weight. Alternatively,

the dosage may be found in the range of from 100 µg to 2000 µg, such as 200 µg to 1800 µg, or 300 µg to 1600 µg, 400 µg to 1400 µg, 500 µg to 1200 µg, 600 µg to 1000 µg, or 500 µg to 1000 µg pr kg total body weight.

5 The term "unit dosage form" as used herein refers to physically discrete units suitable as unitary dosages for human and animal individuals, each unit containing a predetermined quantity of a compound, alone or in combination with other agents, calculated in an amount sufficient to produce the desired effect in association with a pharmaceutically acceptable diluent, carrier, or vehicle. The specifications for the
10 unit dosage forms of the present invention depend on the particular compound or compounds employed and the effect to be achieved, as well as the pharmacodynamics associated with each compound in the host. The dose administered should be an "effective amount" or an amount necessary to achieve an "effective level" in the individual patient.

15 Since the "effective level" is used as the preferred endpoint for dosing, the actual dose and schedule can vary, depending on inter-individual differences in pharmacokinetics, drug distribution, and metabolism. The "effective level" can be defined, for example, as the blood or tissue level desired in the individual that corresponds to
20 a concentration of one or more compounds according to the invention. The effective level can also be defined as the amount needed pr kg body weight, in other words the concentration, required to reach the peak effect for a specific drug. Also, the effective level depends on the severity of the ischemic condition, such as total amount of tissue experiencing hyp- or anoxia, the duration of the ischemic condition,
25 whether it is the first or a subsequent ischemic attack of the individual and so forth.

More preferably, the dosage of the medicament according to the present invention is between 10 µg to 80 mg pr kg total body weight, such as between 100 µg to 1 mg pr kg total body weight.

30

Dosage regime and duration of treatment

The medicament may be administered in any suitable dosage regime, suitable as to the potency of the compound / drug, the target temperature to be reached, the speed of action of the compound, the metabolic stability of the compound, the

duration of the treatment and how often the medicament optimally is to be administered.

5 It is within the scope of the invention to provide a medicament to be administered at intervals of 30 minutes to 48 hours, such as intervals of 1 to 47 hours, 2 to 45 hours, 3 to 43 hours, 4 to 41 hours, 5 to 39 hours, 6 to 37 hours, 7 to 35 hours, 8 to 3 hours, 9 to 31 hours, 10 to 29 hours, 11 to 27 hours, 12 to 25 hours, 13 to 23 hours, 14 to 21 hours, 15 to 19 hours 16 to 18 hours. It is also within the scope of the present invention to provide a medicament to be administered at intervals of 30
10 minutes to 24 hours, such as 1 to 23 hours, 2 to 22 hours, 3 to 20 hours, 4 to 18 hours, 5 to 16 hours, 6 to 14 hours, 7 to 12 hours or 8 to 10 hours. Preferably, the administration occurs at intervals of 1 to 6 hours, such as 2 to 5 hours, 3 to 4 hours.

15 The optimal administration interval depends on the duration of the hypothermic treatment. The duration of the treatment depends among other things on the severity of the ischemic condition. It is within the scope of the present invention to provide medicaments for the induction of hypothermia wherein the duration of the treatment is from 6 to 72 hours, such as from 7 to 69 hours, such as from 8 to 66 hours, 9 to 63 hours, 10 to 60 hours, 11 to 57 hours, 12 to 54 hours, 13 to 51 hours,
20 14 to 48 hours, 15 to 45 hours, 16 to 42 hours, 17 to 39 hours, 18 to 36 hours, 1 to 35 hours, 20 to 32 hours, 21 to 29 hours, 22 to 26 hours 23 to 25 hours. Preferably, the duration of the treatment is between 6 and 48 hours, more preferably between 6 and 24 hours.

25 In one embodiment, the duration of the treatment with compounds of the present invention is from 6 to 72 hours.

The medicament may thus comprise compounds of the present invention wherein at least one compound induces hypothermia rapidly or alternatively, wherein at least
30 one compound induces hypothermia slowly. In the present context rapidly means within few hours, such as within 2 hours; such as within 1 hour, such as within 30 minutes, for example within 15 minutes; whereas slowly means after several hours, such as after 3 hours, for example 4 hours, such as after 5 hours, for example 6 hours, such as after 7 hours, for example 8 hours, such as after 9 hours, for
35 example 10 hours, such as after 11 hours, for example 12 hours, such as after 13

hours, for example 14 hours, such as after 15 hours, for example 16 hours, such as after 17 hours, for example 18 hours, such as after 19 hours, for example 20 hours. A rapidly acting compound or combination of compounds may be administered prior to admission to the hospital such as en route in an ambulance by medically trained
5 personnel. The individual suffering from the ischemic insult will thus already be experiencing a reduction in core body temperature upon arrival at a place of proper facilities enhancing the treatment and reducing the extent of the ischemic insult.

Multiple compound medicaments

10 An object of the present invention is to provide compounds capable of inducing hypothermia in an individual. The induction of hypothermia depends on the characteristics of the compounds and these characteristics may be to reach different target temperatures or different ranges of target temperatures, reaching the target
15 induced hypothermia, the lifetime of the active compound and so on. It is therefore an object of the present invention to provide medicaments comprising more than one compound, such as at least two, at least three or at least four compounds as herein described.

20 The medicament may thus comprise compounds of the present invention wherein at least one compound induces hypothermia rapidly, or alternatively wherein at least one compound induces hypothermia slowly. The medicament may furthermore comprise at least one compound that induces hypothermia over an extended time
25 period, alternatively wherein at least one compound induces hypothermia for a short time period.

Second active ingredient

An embodiment of the present invention is a pharmaceutical composition comprising a compound as herein described and furthermore comprising a second active ingre-
30 dient. The second active ingredient may increase the hypothermic effect of the compound of the invention, or may have an alternative medical effect such as inducing pain relief or vasodilation.

The second active ingredient may thus be selected from the non-limiting group of: cannabinoids, neurotensins, analgesics, opioids, GABAs and adrenergic antagonists.

5 Examples of these include, but are not limited to: cannabinoids such as anandamide (anandamide is an agonist of both the cannabinoid receptor CB1 and the vanilloid receptor VR1 and may therefore be referred to both as a cannabinoid and a capsaicinoid / vanilloid receptor agonist), delta-9-THC, delta-8-THC, cannabidiol, HU210, BAY 38-7271, WIN 55,212 and CP55940 and the phosphate derivatives of these, and
10 neurotensin analogues KK13 and KK14.

The second active ingredient may also be an antipyretic. Antipyretics are drugs that reduce body temperature in situations such as fever; however, they will not affect the normal body temperature if one does not have fever. Antipyretics cause the
15 hypothalamus to override an interleukin-induced increase in temperature. The body will then work to lower the temperature and the result is a reduction in fever. It is an object of the present invention to induce hypothermia in an individual. To prevent a possible overshoot in the body's attempt to regain its normal temperature at the completion of the hypothermia inducing treatment, an antipyretic may be provided in
20 combination with the compounds / medicaments of the present invention.

There are at least 3 classes of antipyretic medications all of which are of relevance to the present invention, that include, but are not limited to: 1) Salicylates - aspirin (acetylsalicylic acid), choline salicylate (Arthropan), magnesium salicylate (Arthriten), and sodium salicylate (Scot-Tussin Original); 2) Acetaminophen /
25 Paracetamol (Panodil / Tylenol); and 3) Nonsteroidal anti-inflammatory drugs (NSAIDs) -- ibuprofen (Advil), naproxen (Naprosyn, Aleve), and ketoprofen.

It is an aspect of the present invention to provide a medicament comprising one or
30 more vanilloids which may be formulated and /or administered together with an antipyretic drug simultaneously or sequentially.

The further active ingredient may also be an analgesic (or painkiller). Some drugs that are antipyretics will also have an analgesic effect, and thus there will be an
35 overlap between these two groups. Analgesics are a diverse group of drugs that

relieve pain. Analgesic drugs act in various ways on the peripheral and central nervous systems and include paracetamol (acetaminophen); the non-steroidal anti-inflammatory drugs (NSAIDs) such as the salicylates - aspirin, ibuprofen, naproxen; opioids such as morphine, codeine, oxycodone, hydrocodone, diamorphine, pethidine; synthetic drugs with opioid properties such as tramadol and buprenorphine; and various others. Demerol and desflurane both of which are analgesics may also be administered especially for the purpose of reducing shivering as the individual to whom the compounds of the present invention are administered is brought down in temperature. It is especially relevant to use analgesics when inducing actual hypothermia e.g. temperatures below normal.

Kit of parts

Another embodiment of the present invention comprises a kit of parts, wherein the kit includes at least one pharmaceutical composition according to any of the above, a means for administering said vaccine and the instruction(s) on how to do so. It is within the scope of the present invention to include multiple dosages of the same composition or several different compositions. In a preferred embodiment the kit of parts further comprises a second active ingredient.

One kit may be specifically targeted to persons at risk of suffering from ischemic attacks, such that the kit, apart from instructions, comprises pharmaceutical forms of the medicaments that allow self administration of the medicaments and devices with which to administer the medicaments.

An alternative embodiment is an ambulance kit that facilitates the administration of the medicaments of the present invention in a manner most efficient for the rescue personnel.

Detailed description of figures

Figure 1: Plot of temperature curves of Example 15; study 1. Dihydrocapsaicin is administered into calves by intravenous infusion at a dosis of 1 mg/kg/h for 12 hours. The resulting temperature difference from baseline is measured at $t = -1$ until $t = 24$ h.

Figure 2: Plot of temperature curves of Example 15; study 2. Dihydrocapsaicin is administered into calves by intravenous infusion at a dosis of 0.6

mg/kg/h for 4 hours. The resulting temperature difference from baseline is measured at $t = -1$ until $t = 24$ h.

5 **Figure 3:** Plot of temperature curves of Example 15; study 3. Dihydrocapsaicin is administered into calves by single intramuscular bolus injection at doses of 0.5, 1.0 or 2.0 mg/kg. The resulting temperature difference from baseline is measured at $t = -1$ until $t = 24$ h.

10 **Figure 4:** Plot of temperature curves of Example 15; study 4. Delta-8-THC phosphate is administered into calves by single intravenous bolus injection at a dosis of 20 mg/kg. The resulting temperature difference from baseline is measured at $t = -1$ until $t = 24$ h.

15 **Figure 5:** Plot of temperature curves of Example 15; study 5. HU-210 is administered into calves by single intravenous bolus injection at doses of 20, 30 or 40 μ g/kg. The resulting temperature difference from baseline is measured at $t = -1$ until $t = 24$ h.

Examples

Example 1 - Cardiac arrest

A 57-year-old woman is taken care of by the ambulance staff that finds her in ventricular fibrillation approximately 5 minutes after having collapsed without warning.
20 The patient is immediately defibrillated and spontaneous circulation and ventilations occurred. On arrival to the hospital, 21 minutes after having collapsed, the patient has a palpable pulse. Staff at the emergency room has been alerted in advance. The patient is evaluated and the physician in charge decides that the patient shall receive hypothermia therapy immediately to minimize the risk of damage to the
25 brain. A subcutaneous or intravenous bolus injection of a compound of this invention is administered. The dose will likely be in the interval 0.01 mg/kg to 80 mg/kg.

The purpose of hypothermia therapy is to lower the patient's core body temperature to 32-34 degrees Celsius for 12-24 hours (current American Heart Association recommendation). Depending on the individual's response to the medication 1-8 additional bolus injections may be required.
30

At the hospital, concurrent treatments and examinations are not influenced by the administration of the hypothermia-inducing drug. Such other treatments and examinations proceed uninterrupted.
35

Example 2 - Cardiac arrest

A 22-year-old male athlete collapses when doing sports. Medical staff finds ventricular fibrillation/ventricular tachycardia approximately 6 minutes after collapse. He is
5 successfully defibrillated and the patient is rushed to the hospital. In the ambulance, the physician present in the ambulance team decides that the patient shall receive hypothermia therapy immediately to minimize the risk of damage to the brain. A subcutaneous or intravenous bolus injection of a compound of this invention is administered. The dose will likely be in the interval 0.01 mg/kg to 80 mg/kg.

10

The purpose of hypothermia therapy is to lower the patient's core body temperature to 32-34 degrees Celsius for 12-24 hours (current American Heart Association recommendation). Depending on the individual's response to the medication 1-8 additional bolus injections may be required.

15

At the hospital, concurrent treatments and examinations are not influenced by the administration of the hypothermia-inducing drug. Such other treatments and examinations proceed uninterrupted.

20 Example 3 - Cardiac arrest

A 66-year-old man is undergoing elective heart surgery. He suffers from irregular cardiac rhythm during the procedure and goes into cardiac arrest with much impaired circulation for 6 minutes after which the surgical team manages to restore circulation. Subsequent to restoration of circulation, the surgeon in charge decides
25 that the patient shall receive hypothermia therapy immediately to minimize the risk of damage to the brain. A subcutaneous or intravenous bolus injection of a compound of this invention is administered. The dose will likely be in the interval 0.01 mg/kg to 80 mg/kg.

30

The purpose of hypothermia therapy is to lower the patient's core body temperature to 32-34 degrees Celsius for 12-24 hours (current American Heart Association recommendation). Depending on the individual's response to the medication 1-8 additional bolus injections may be required.

At the hospital, concurrent treatments and examinations are not influenced by the administration of the hypothermia-inducing drug. Such other treatments and examinations proceed uninterrupted.

5 **Example 4 - Cardiac arrest**

An electrician accidentally receives a high-voltage jolt and immediately slips into a coma. The company physician manages to resuscitate the cardiac arrest patient after just 7 minutes. The patient is rushed to hospital where the physician in charge decides that the patient shall receive hypothermia therapy immediately to minimize the risk of damage to the brain. A subcutaneous or intravenous bolus injection of a compound of this invention is administered. The dose will likely be in the interval 0.01 mg/kg to 80 mg/kg.

10 The purpose of hypothermia therapy is to lower the patient's core body temperature to 32-34 degrees Celsius for 12-24 hours (current American Heart Association recommendation). Depending on the individual's response to the medication 1-8 additional bolus injections may be required.

15 At the hospital, concurrent treatments and examinations are not influenced by the administration of the hypothermia-inducing drug. Such other treatments and examinations proceed uninterrupted.

20 **Example 5 - Perinatal asphyxia**

A newborn baby suffers cerebral ischemia during delivery as the umbilical cord gets wrapped around his neck. The APGAR score 10 minutes after delivery is 6. The patient is evaluated and the physician in charge decides that the patient shall receive hypothermia therapy immediately to minimize the risk of damage to the brain. A subcutaneous or intravenous bolus injection of a compound of this invention is administered. The dose will likely be in the interval 0.01 mg/kg to 80 mg/kg.

25 The purpose of hypothermia therapy is to lower the patient's core body temperature to 32-34 degrees Celsius for 12-24 hours (current American Heart Association recommendation). Depending on the individual's response to the medication 1-8 additional bolus injections may be required.

30 35

At the hospital, concurrent treatments and examinations are not influenced by the administration of the hypothermia-inducing drug. Such other treatments and examinations proceed uninterrupted.

5 **Example 6 – Asphyxia**

A 9-year-old boy is in a coma when he is rescued out of a burning house. CRP is commenced on the spot but he is not awake when the ambulance arrives at hospital after a 15 minutes drive. The patient is evaluated and the physician in charge decides that the patient shall receive hypothermia therapy immediately to minimize the risk of damage to the brain and other tissues. A subcutaneous or intravenous bolus injection of a compound of this invention is administered. The dose will likely be in the interval 0.01 mg/kg to 80 mg/kg.

The purpose of hypothermia therapy is to lower the patient's core body temperature to 32-34 degrees Celsius for 12-24 hours (current American Heart Association recommendation). Depending on the individual's response to the medication 1-8 additional bolus injections may be required.

At the hospital, concurrent treatments and examinations are not influenced by the administration of the hypothermia-inducing drug. Such other treatments and examinations proceed uninterrupted.

Example 7 – Stroke

A 78-year-old woman is admitted to hospital 50 minutes after experiencing sudden onset lack of mobility of the left arm and leg and as well and difficulties speaking. The patient is diagnosed with a stroke. The patient is evaluated and the physician in charge decides that the patient shall receive hypothermia therapy immediately to minimize the risk of damage to the brain. A subcutaneous or intravenous bolus injection of a compound of this invention is administered. The dose will likely be in the interval 0.01 mg/kg to 80 mg/kg.

The purpose of hypothermia therapy is to lower the patient's core body temperature to 32-34 degrees Celsius for 12-24 hours (current American Heart Association recommendation). Depending on the individual's response to the medication 1-8 additional bolus injections may be required.

At the hospital, concurrent treatments and examinations are not influenced by the administration of the hypothermia-inducing drug. Such other treatments and examinations proceed uninterrupted.

5

Example 8 – Stroke

A 29-year-old man suffers continuous pains in the back of his head for two weeks after which he suddenly collapses and slips into a coma. The patient is diagnosed with a stroke. The patient is evaluated and the physician in charge decides that the patient shall receive hypothermia therapy immediately to minimize the risk of damage to the brain. A subcutaneous or intravenous bolus injection of a compound of this invention is administered. The dose will likely be in the interval 0.01 mg/kg to 80 mg/kg.

15 The purpose of hypothermia therapy is to lower the patient's core body temperature to 32-34 degrees Celsius for 12-24 hours (current American Heart Association recommendation). Depending on the individual's response to the medication 1-8 additional bolus injections may be required.

20 At the hospital, concurrent treatments and examinations are not influenced by the administration of the hypothermia-inducing drug. Such other treatments and examinations proceed uninterrupted.

Example 9 – Myocardial infarction

25 A 55-year-old man is admitted to hospital 18 minutes after experiencing nausea, shortness of breath, and severe chest pains. The patient, who is suffering myocardial infarction, is evaluated by the physician in charge who decides that the patient shall receive hypothermia therapy immediately to minimize the risk of damage to the heart and other tissues. A subcutaneous or intravenous bolus injection of a compound of this invention is administered. The dose will likely be in the interval 0.01 mg/kg to 80 mg/kg.

30

The purpose of hypothermia therapy is to lower the patient's core body temperature to 32-34 degrees Celsius for 12-24 hours (current American Heart Association rec-

ommendation). Depending on the individual's response to the medication 1-8 additional bolus injections may be required.

5 At the hospital, concurrent treatments and examinations are not influenced by the administration of the hypothermia-inducing drug. Such other treatments and examinations proceed uninterrupted.

Example 10 – Traumatic brain injury

10 A 41-year-old man receives a severe blow to the head from a falling brick on a construction site. The patient is still unconscious when he 24 minutes after the trauma is brought to the Emergency Room. The patient is evaluated and the physician in charge decides that the patient shall receive hypothermia therapy immediately to minimize the risk of damage to the brain. A subcutaneous or intravenous bolus injection of a compound of this invention is administered. The dose will likely be in the
15 interval 0.01 mg/kg to 80 mg/kg.

The purpose of hypothermia therapy is to lower the patient's core body temperature to 32-34 degrees Celsius for 12-24 hours (current American Heart Association recommendation). Depending on the individual's response to the medication 1-8 additional
20 bolus injections may be required.

At the hospital, concurrent treatments and examinations are not influenced by the administration of the hypothermia-inducing drug. Such other treatments and examinations proceed uninterrupted.

25

Example 11 – Pulmonary embolism

A 60-year-old woman is feeling rather well two days after major surgery when she suddenly slips into a coma. Following acute surgery, brought on by a pulmonary embolism, she is stabilized. The patient is evaluated and the physician in charge
30 decides that the patient shall receive hypothermia therapy immediately to minimize the risk of damage to the brain and other tissues. A subcutaneous or intravenous bolus injection of a compound of this invention is administered. The dose will likely be in the interval 0.01 mg/kg to 80 mg/kg.

The purpose of hypothermia therapy is to lower the patient's core body temperature to 32-34 degrees Celsius for 12-24 hours (current American Heart Association recommendation). Depending on the individual's response to the medication 1-8 additional bolus injections may be required.

5

At the hospital, concurrent treatments and examinations are not influenced by the administration of the hypothermia-inducing drug. Such other treatments and examinations proceed uninterrupted.

10 **Example 12 - Modified pyrogenicity test on rabbits**

Each active substance in a low, medium and high dose will be screened initially on 3 rabbits. Temperature, blood pressure, pulse will be measured for 72 hours following administration of active substances. These parameters will be recorded as follows:

Continuous recording (time=0-3h),

15 every 30 minutes (time=3-6h),

every 1 hour (time=6-12h),

every 2 hours (time=12-24h),

every 6 hours (time=24-48h),

every 12 hours (time=48-72h)

20 These are the specifics of the initial screening:

Type of rabbits: New Zealand White, Charles River

Weight: >1.5 kg

Gender: Female

Room temperature: 21°C (+/- 1°C)

25 Relative humidity: 55% (+/- 5%)

Type of temperature probe: PC Based pyrogen testing system, Ellab APT 91

Cage type: Pro Plast Noryl, 2475 cm²

Number of rabbits in a cage: 1

Water and food access: Ad lib in cage.

30 12-hour light period: Yes

Example 13 - Receptor studies

Modulation of TRPV1 activity will be assessed *in vitro* by measuring vanilloid receptor agonist induced Ca²⁺ flux using FLIPR and HEK293 cells stably expressing recombinant human and rat TRPV1 (hTRPV1-HEK293 and rTRPV1-HEK293, respec-

35

tively). Intracellular Ca²⁺ levels will be measured in TRPV1-expressing cells during exposure to compounds. A concentration dependent increase in Ca²⁺ influx will be observed using both human and rat cell lines. The efficacy of agonists will be estimated by comparing it to the maximum response induced by capsaicin.

5

Example 14 – Extended Bovine study

In order to evaluate an effective hypothermic dose of a receptor agonist compound according to the invention, the compound(s) are tested in the bovine study model. The bovine model is used because the body weight of the calves is comparable to the body weight of humans. The efficacy of a compound tested in the bovine model may be correlated with the efficacy of the cannabinoid and/or vanilloid compound tested in the same bovine study model. Calves in the weight target range from 65 to 95 kilo are of primary interest. Calves of higher weight are not be comparable to overweight/obese humans since their weight gain does not arise from increased amount of fatty tissue, but on the contrary from a larger muscle percentage.

10
15

Study subjects

The evaluation is carried out on 80 Holstein bull calves have been purchased for the study that is conducted over 8 study days. The calves were kept separated from other cattle throughout the trial. The insulated barn had 4 separate rooms (sections) each with 4 pens and no windows. A 16 hour light and 8 hour dark program was imposed. Each pen was equipped with a rubber mattress and further bedded with sawdust. Pens were cleaned daily and new sawdust added. Calves were loose housed, but each day around milk-feeding calves were tied for 1 hour to get accustomed to the experimental sampling situation, where calves had to be tied due to the fitted cords from the probes and catheters (see below). Rooms were automatically heated and ventilated and temperatures were set at 20 °C. Real time recordings of room temperature and humidity were performed. The calves were kept in the intensive barn for 29 days before the experimental sampling periods were initiated. At an age of app. 50 days (body weight 75 to 85 kg) calves are assigned to the sections of four and injected with test compound. Body temperature, arterial blood pressure, and heart rate are monitored 60 min prior to injection and during 24 h following injection.

20
25
30

35 During the pre-trial period all calves received surgery. Calves were surgically im-

planted with permanent indwelling catheters in the right jugular vein and right carotid artery under total anesthesia prior to the experimental sampling periods.

Four of the calves were used to test the sampling procedure, blood pressure probes, equipment and the recording of data without receiving test compound or vehicle.

5

All calves stayed healthy during the trial and none of the calves received veterinary treatments during the trial except for the preplanned treatments with antibiotics and analgesics connected with surgical procedures.

10 The calves were fed milk-replacer restrictively (4 kg of milk-replacer with 123 g DM/kg supplied once daily) and had ad libitum access to artificially-dried hay and starter concentrate during the trial. During the 29-day pre-trial period, the daily gain was on average 666 gram/day. Calves growing at this level of daily gain will usually be considered as well performing calves.

15

On the sampling days, the calves were fitted with a temperature probe (MLT 1401; ADInstruments) inserted into the jugular vein via the permanent catheter. The arterial catheter was connected to a pressure transducer and filled with saline containing 100 IU sodium heparin. Data were recorded using Powerlab (Chart 5 version 5.5.4, ADInstruments) at 100 Hz. All pressure probes were individually tested and calibrated against a 2-m water column.

20

The test compound was injected into the left-side jugular vein via a temporary catheter implanted at least one day before injection.

25

Data analyzed within sampling period

All calves completed the planned injections and recordings with no loss of data apart from shorter periods of time (minutes) where temperature probes accidentally were disconnected or repositioned. Pressure transducers were flushed when needed and pressure data are only missing or invalid for shorter periods before these flushings and during the flushing procedure.

30

The recorded data were averaged in 15-min intervals prior to data analysis. Data were sampled from exactly 60 min before injection of test compound and until 23

hours after injection. Data recorded during the 60 min prior to injection were defined as baseline.

5 Variables describing temperature, blood pressure and heart rate were considered as repeated measures and analyzed by using the autoregressive order 1 structure in the mixed model procedure of SAS (SAS Institute, 2001). The model included the effects of block (calves housed in the same room), treatment and time as well as the interaction between treatment and time. Orthogonal polynomial contrasts were used to estimate the linear, quadratic, and cubic effects of treatment.

10

Variables describing number of hours where the body temperature deviated from baseline were constructed within calf and period. Variables were constructed for +0.5, +1.0, +2.0, +2.5, -0.5, -1.0, -2.0, and -2.5 °C.

15

A variable describing time when body temperature returns to or exceed baseline after injection was calculated as the minimum value for time fulfilling the conditions: time > 0.25 h post injection & (15 min average temperature – baseline temperature) > 0.

20

Variables with only one observation within period and calf were analyzed using a model including the effects of block and treatment. Orthogonal polynomial contrasts were used to estimate the linear, quadratic, and cubic effects of treatment.

Means are given as least squares means \pm residual standard error of the mean.

25

Each study week consisted of two study days. For each study week 20 calves are purchased. These calves will be at the test facilities for approximately 2 weeks before the operation period. Two calves served as a buffer in case of sickness or unexpected high or low weight gain in the first two weeks after the animals arrive at test facilities. The remaining 18 calves are operated and 16 are ultimately included in the study. The surplus of two operated calves is an extra measure in order to deal with sickness and unexpected high or low weight gain in the two-week period from operation to the study day.

30

Calf study outline

The study days are allocated to the examination of the following compounds and purposes:

5

	Compound	Calves	Doses	Purpose
Day 1	Dihydrocapsaicin	4	0, 0.5, 1.0, 1.0 mg/kg im	Dose titration
	HU-210	4	0, 20, 30, 40 µg/kg iv	Maximum effect evaluation

	Compound	Calves	Doses	Purpose
Day 2	Dihydrocapsaicin	4	0, 0.5, 2.0, 2.0 mg/kg im	Dose titration
	HU-210	4	0, 20, 30, 40 µg/kg iv	Maximum effect evaluation

	Compound	Calves	Doses	Purpose
Day 3	Dihydrocapsaicin	4	0, 0.25 - 1 mg/kg/h iv	Continuous doses – see below
	HU-210	4	0, 20, 30, 40 µg/kg iv	Maximum effect evaluation in a Tween 80 solution

10

The dihydrocapsaicin at day 3 was used to investigate continuous doses. The calves were given the indicated doses until a stable temperature was reached; the reached temperature was then kept stable by administering 0.5 mg to 1.0 mg/kg/h. The calves remained stable at the reached temperature for the duration of the experiment. For three calves, a reduction in core body temperature of 3.5 degree Celsius was reached for the last calf a reduction of 2.5 degree Celsius was reached.

15

	Compound	Calves	Doses	Purpose
Day 4	Disodium Δ8THC phosphate	4	0, 1, 3, 9 mg/kg iv	Dose titration
	Disodium Δ8THC phosphate	4	0, 1, 3, 9 mg/kg iv	Dose titration

	Compound	Calves	Doses	Purpose
Day 5	Disodium Δ8THC phosphate	8	Depending on the results from the previous study days	Maximum effect evaluation

20

	Compound	Calves	Doses	Purpose
Day 6	Front-runner	2	Full dose + full dose after X hours (X is determined on the basis of the temperature curve obtained at the previous 5 study days)	Effect duration
	Front-runner	2	Full dose + half dose after X hours	Effect duration
	Front-runner	2	Full dose + full dose after X hours	Effect duration
	Front-runner	2	Placebo + placebo after X hours	Effect duration

	Compound	Calves	Doses	Purpose
Day 7	Front-runner	2	Full dose + full dose when the temperature is moving back towards normothermia (rise by 0.4°C for 15 minutes or more)	Effect duration
	Front-runner	2	Full dose + half dose when the temperature is moving back towards normo-thermia (rise by 0.4°C for 15 minutes or more)	Effect duration
	Front-runner	2	Full dose + infusion (if possible)	Effect duration
	Front-runner	2	Placebo + placebo after 4 hours	Effect duration

HU-210	Δ8-THC-phosphate	Dihydrocapsaicin
Best option: Fractionated coconut oil (C8:0/C10:0-triglycerider): 10.9 mg/ml	Best option: Water.	Best option: 20% (w/v) Tween 80: 16 mg/ml, or Fractionated coconut oil

Administration

- 5 Day 1-5: Each calf received a single intravenous bolus injection of 2 ml administered over 7-8 minutes followed by saline flush of 5 ml. Day 6-7: Each calf will receive an initial intravenous bolus injection of 2 ml administered over 7-8 minutes, followed by one or several similar intravenous injections for up to 12 hours after the initial injection.

10

Pharmacokinetics / Pharmacodynamics (PK/PD)

Blood samples will be taken before and after injection of compounds in order to examine PK/PD. The specifics depend on a meeting with Xendo (www.xendo.dk)

where the topic will be a tailor-made pharmacokinetic/pharmacodynamic model for the calf study.

Drug administration

5 The compound investigated are administered i.v. as bolus injections and may consist of 1 solitary injection, alternatively 2-4 repeated injections within a timeframe of 24 hours from the initial injection, alternatively as a continuous administration.

10 Generally 4 different doses plus vehicle are tested producing varying degrees of hypothermic responses.

Hypothermic effect

15 The primary effect evaluated is hypothermia. Temperature is measured using a temperature probe that is surgically positioned in a femoral artery two weeks prior to commencement of the study. The probe is connected to telemetry equipment (e.g. implanted telemetry from Data Sciences International) ensuring the required read-outs.

20 Temperature is measured every 15 minutes from 1 hour prior to drug administration to 12 hours after drug administration, and every 30 minutes subsequently until 24 hours after drug administration. Temperature measurement will be conducted via a permanent femoral artery temperature probe (telemetry).

25 The minimum temperature as well as a graph of the temperature at each point of measurement is recorded for each dose of compound or compound mixture.

Other effects

30 Blood pressure, heart rate and ECG will be registered every 15 minutes from 1 hour prior to drug administration to 12 hours after drug administration, and every 30 minutes subsequently until 24 hours after drug administration.

Example 15 – Extended Bovine study #2

Study subjects

35 The evaluation is carried out on Holstein bull calves purchased for the study. At an age of app. 50 days (body weight 75 to 85 kg) calves are assigned to the test com-

pound and administration mode under examination. Body temperature, arterial blood pressure, and heart rate are monitored 60 min prior to administration and during 24 h following injection.

5 Calf study outline

The studies are allocated to the examination of the following compounds and administrations:

Study	Compound	Calves	Doses	Duration	Administration mode
1	Dihydrocapsaicin	8 (+2 placebo)	1 mg/kg/h	12 hours	Intravenous infusion
2	Dihydrocapsaicin	8 (+2 placebo)	0.6 mg/kg/h	4 hours	Intravenous infusion
3	Dihydrocapsaicin	1+2+2 per dosis (+2 placebo)	0.5 mg/kg; 1.0 mg/kg; 2.0 mg/kg	NA	Single intramuscular injection
4	Disodium Δ 8THC phosphate	6 (+2 placebo)	20 mg/kg	NA	Single intravenous bolus injection
5	HU-210	1 pr dose	20 μ g/kg; 30 μ g/kg; 40 μ g/kg;	NA	Single intravenous bolus injection

10 Administration

Study 1-2: Each calf received an intravenous infusion over 12 or 4 hours, respectively.

Study 3: Each calf received a single intramuscular injection at variable doses.

Study 4-5: Each calf received a single intravenous bolus injection of 2 ml administered over 7-8 minutes followed by saline flush of 5 ml.

15 Pharmacokinetics / Pharmacodynamics (PK/PD)

Blood samples will be taken before and after administration of compounds in order to examine PK/PD. The specifics depend on a meeting with Xendo (www.xendo.dk) where the topic will be a tailor-made pharmacokinetic/pharmacodynamic model for the calf study.

20

Drug administration

The compounds investigated are administered i.v. as bolus injections and may consist of 1 solitary injection, alternatively 2-4 repeated injections within a timeframe of 24 hours from the initial injection, alternatively as a continuous administration.

5

Hypothermic effect

The primary effect evaluated is hypothermia. Temperature is measured using a temperature probe that is surgically positioned in a femoral artery two weeks prior to commencement of the study. The probe is connected to telemetry equipment (e.g. implanted telemetry from Data Sciences International) ensuring the required read-outs.

10

Temperature is measured every 15 minutes from 1 hour prior to drug administration to 12 hours after drug administration, and every 30 minutes subsequently until 24 hours after drug administration. Temperature measurement will be conducted via a permanent femoral artery temperature probe (telemetry).

15

The minimum temperature as well as a graph of the temperature at each point of measurement is recorded for each dose and administration form of compound.

20

Other effects

Blood pressure, heart rate and ECG will be registered every 15 minutes from 1 hour prior to drug administration to 12 hours after drug administration, and every 30 minutes subsequently until 24 hours after drug administration.

25

References

- 5 (1) Busto R, Dietrich WD, Globus MY, Valdes I, Scheinberg P, Ginsberg MD: Small differences in intraischemic brain temperature critically determine the extent of ischemic neuronal injury. *J Cereb Blood Flow Metab* 1987; 7(6):729-738.
- (2) Barone FC, Feuerstein GZ, White RF: Brain cooling during transient focal ischemia provides complete neuroprotection. *Neurosci Biobehav Rev* 1997; 21(1):31-44.
- 10 (3) Onesti ST, Baker CJ, Sun PP, Solomon RA: Transient hypothermia reduces focal ischemic brain injury in the rat. *Neurosurgery* 1991; 29(3):369-373.
- (4) Coimbra C, Wieloch T: Moderate hypothermia mitigates neuronal damage in the rat brain when initiated several hours following transient cerebral ischemia. *Acta Neuropathol (Berl)* 1994; 87(4):325-331.
- 15 (5) Zhang Y, Wong KC, Zhang Z: The effect of intraischemic mild hypothermia on focal cerebral ischemia/reperfusion injury. *Acta Anaesthesiol Sin* 2001; 39(2):65-69.
- 20 (6) Yamashita K, Eguchi Y, Kajiwara K, Ito H: Mild hypothermia ameliorates ubiquitin synthesis and prevents delayed neuronal death in the gerbil hippocampus. *Stroke* 1991; 22(12):1574-1581.
- (7) Ooboshi H, Ibayashi S, Takano K, Sadoshima S, Kondo A, Uchimura H, Fujishima M: Hypothermia inhibits ischemia-induced efflux of amino acids and neuronal damage in the hippocampus of aged rats. *Brain Res* 2000; 884(1--2):23-30.
- 25 (8) Colbourne F, Corbett D, Zhao Z, Yang J, Buchan AM: Prolonged but delayed postischemic hypothermia: a long-term outcome study in the rat middle cerebral artery occlusion model. *J Cereb Blood Flow Metab* 2000; 20(12):1702-1708.
- 30 (9) Kawai N, Okauchi M, Morisaki K, Nagao S: Effects of delayed intraischemic and postischemic hypothermia on a focal model of transient cerebral ischemia in rats. *Stroke* 2000; 31(8):1982-1989.
- 35

- 5 (10) Maier CM, Sun GH, Kunis D, Yenari MA, Steinberg GK: Delayed induction and long-term effects of mild hypothermia in a focal model of transient cerebral ischemia: neurological outcome and infarct size. *J Neurosurg* 2001; 94(1):90-96.
- (11) Maier CM, Ahern K, Cheng ML, Lee JE, Yenari MA, Steinberg GK: Optimal depth and duration of mild hypothermia in a focal model of transient cerebral ischemia: effects on neurologic outcome, infarct size, apoptosis, and inflammation. *Stroke* 1998; 29(10):2171-2180.
- 10 (12) Mild therapeutic hypothermia to improve the neurologic outcome after cardiac arrest: *N Engl J Med* 2002; 346(8):549-556.
- (13) Bernard SA, Gray TW, Buist MD, Jones BM, Silvester W, Gutteridge G, Smith
15 K: Treatment of comatose survivors of out-of-hospital cardiac arrest with induced hypothermia. *N Engl J Med* 2002; 346(8):557-563.
- (14) Bernard S: Therapeutic hypothermia after cardiac arrest: now a standard of
20 care. *Crit Care Med* 2006; 34(3):923-924.
- (15) Dietrich WD, Halley M, Valdes I, Busto R: Interrelationships between increased
vascular permeability and acute neuronal damage following temperature-controlled
brain ischemia in rats. *Acta Neuropathol (Berl)* 1991; 81(6):615-625.
- 25 (16) Karibe H, Zarow GJ, Graham SH, Weinstein PR: Mild intransischemic hypothermia reduces postischemic hyperperfusion, delayed postischemic hypoperfusion, blood-brain barrier disruption, brain edema, and neuronal damage volume after temporary focal cerebral ischemia in rats. *J Cereb Blood Flow Metab* 1994; 14(4):620-627.
- 30 (17) Huang ZG, Xue D, Preston E, Karbalai H, Buchan AM: Biphasic opening of the blood-brain barrier following transient focal ischemia: effects of hypothermia. *Can J Neurol Sci* 1999; 26(4):298-304.

- (18) Bagenholm R, Nilsson UA, Kjellmer I: Formation of free radicals in hypoxic ischemic brain damage in the neonatal rat, assessed by an endogenous spin trap and lipid peroxidation. *Brain Res* 1997; 773(1-2):132-138.
- 5 (19) Kil HY, Zhang J, Piantadosi CA: Brain temperature alters hydroxyl radical production during cerebral ischemia/reperfusion in rats. *J Cereb Blood Flow Metab* 1996; 16(1):100-106.
- (20) Kumura E, Yoshimine T, Takaoka M, Hayakawa T, Shiga T, Kosaka H:
10 Hypothermia suppresses nitric oxide elevation during reperfusion after focal cerebral ischemia in rats. *Neurosci Lett* 1996; 220(1):45-48.
- (21) Baker AJ, Zornow MH, Grafe MR, Scheller MS, Skilling SR, Smullin DH, Larson
15 AA: Hypothermia prevents ischemia-induced increases in hippocampal glycine concentrations in rabbits. *Stroke* 1991; 22(5):666-673.
- (22) Takagi K, Ginsberg MD, Globus MY, Dietrich WD, Martinez E, Kraydieh S,
Busto R: Changes in amino acid neurotransmitters and cerebral blood flow in the
ischemic penumbral region following middle cerebral artery occlusion in the rat:
20 correlation with histopathology. *J Cereb Blood Flow Metab* 1993; 13(4):575-585.
- (23) Nakashima K, Todd MM: Effects of hypothermia on the rate of excitatory amino
acid release after ischemic depolarization. *Stroke* 1996; 27(5):913-918.
- 25 (24) Maier CM, Sun GH, Cheng D, Yenari MA, Chan PH, Steinberg GK: Effects of
mild hypothermia on superoxide anion production, superoxide dismutase
expression, and activity following transient focal cerebral ischemia. *Neurobiol Dis*
2002; 11(1):28-42.
- 30 (25) Pulsinelli W: Pathophysiology of acute ischaemic stroke. *Lancet* 1992;
339(8792):533-536.
- (26) Eguchi Y, Yamashita K, Iwamoto T, Ito H: Effects of brain temperature on
calmodulin and microtubule-associated protein 2 immunoreactivity in the gerbil

hippocampus following transient forebrain ischemia. *J Neurotrauma* 1997; 14(2):109-118.

5 (27) Sick TJ, Tang R, Perez-Pinzon MA: Cerebral blood flow does not mediate the effect of brain temperature on recovery of extracellular potassium ion activity after transient focal ischemia in the rat. *Brain Res* 1999; 821(2):400-406.

10 (28) Hu BR, Kamme F, Wieloch T: Alterations of Ca²⁺/calmodulin-dependent protein kinase II and its messenger RNA in the rat hippocampus following normo- and hypothermic ischemia. *Neuroscience* 1995; 68(4):1003-1016.

(29) Busto R, Globus MY, Neary JT, Ginsberg MD: Regional alterations of protein kinase C activity following transient cerebral ischemia: effects of intras ischemic brain temperature modulation. *J Neurochem* 1994; 63(3):1095-1103.

15 (30) Ishikawa M, Sekizuka E, Sato S, Yamaguchi N, Inamasu J, Bertalanffy H, Kawase T, Iadecola C: Effects of moderate hypothermia on leukocyte- endothelium interaction in the rat pial microvasculature after transient middle cerebral artery occlusion. *Stroke* 1999; 30(8):1679-1686.

20 (31) Inamasu J, Suga S, Sato S, Horiguchi T, Akaji K, Mayanagi K, Kawase T: Post-ischemic hypothermia delayed neutrophil accumulation and microglial activation following transient focal ischemia in rats. *J Neuroimmunol* 2000; 109(2):66-74.

25 (32) Hara A, Niwa M, Iwai T, Yano H, Bunai Y, Uematsu T, Yoshimi N, Mori H: Increase of fragmented DNA transport in apical dendrites of gerbil CA1 pyramidal neurons following transient forebrain ischemia by mild hypothermia. *Neurosci Lett* 2000; 280(1):73-77.

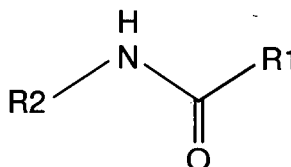
30 (33) Xu L, Yenari MA, Steinberg GK, Giffard RG: Mild hypothermia reduces apoptosis of mouse neurons in vitro early in the cascade. *J Cereb Blood Flow Metab* 2002; 22(1):21-28.

- (34) Zhang Z, Sobel RA, Cheng D, Steinberg GK, Yenari MA: Mild hypothermia increases Bcl-2 protein expression following global cerebral ischemia. *Brain Res Mol Brain Res* 2001; 95(1-2):75-85.
- 5 (35) Niwa M, Hara A, Iwai T, Nakashima M, Yano H, Yoshimi N, Mori H, Uematsu T: Relationship between magnitude of hypothermia during ischemia and preventive effect against post-ischemic DNA fragmentation in the gerbil hippocampus. *Brain Res* 1998; 794(2):338-342.
- 10 (36) Inamasu J, Suga S, Sato S, Horiguchi T, Akaji K, Mayanagi K, Kawase T: Postischemic hypothermia attenuates apoptotic cell death in transient focal ischemia in rats. *Acta Neurochir Suppl* 2000; 76:525-527.
- (37) Silva C, Silva J, Ribeiro MJ, Avelino A, Cruz F: Urodynamic effect of intravesical resiniferatoxin in patients with neurogenic detrusor overactivity of spinal origin: results of a double-blind randomized placebo-controlled trial. *Eur Urol* 2005; 15 48(4):650-655.
- (38) Payne CK, Mosbaugh PG, Forrest JB, Evans RJ, Whitmore KE, Antoci JP, 20 Perez-Marrero R, Jacoby K, Diokno AC, O'Reilly KJ, Griebing TL, Vasavada SP, Yu AS, Frumkin LR: Intravesical resiniferatoxin for the treatment of interstitial cystitis: a randomized, double-blind, placebo controlled trial. *J Urol* 2005; 173(5):1590-1594.
- (39) Kim JH, Rivas DA, Shenot PJ, Green B, Kennelly M, Erickson JR, O'Leary M, 25 Yoshimura N, Chancellor MB: Intravesical resiniferatoxin for refractory detrusor hyperreflexia: a multicenter, blinded, randomized, placebo-controlled trial. *J Spinal Cord Med* 2003; 26(4):358-363.
- (40) Hayes AG, Oxford A, Reynolds M, Shingler AH, Skingle M, Smith C, Tyers MB: 30 The effects of a series of capsaicin analogues on nociception and body temperature in the rat. *Life Sci* 1984; 34(13):1241-1248.
- (41) Woods AJ, Stock MJ, Gupta AN, Wong TT, Andrews PL: Thermoregulatory effects of resiniferatoxin in the rat. *Eur J Pharmacol* 1994; 264(2):125-133.

- (42) Miller MS, Brendel K, Buck SH, Burks TF: Dihydrocapsaicin-induced hypothermia and substance P depletion. *Eur J Pharmacol* 1982; 83(3-4):289-292.
- 5 (43) Ding Z, Cowan A, Rawls SM: Capsaicin evokes hypothermia independent of cannabinoid CB1 and CB2 receptors. *Brain Res* 2005; 1065(1-2):147-151.
- (44) Jakab B, Helyes Z, Varga A, Bolcskei K, Szabo A, Sandor K, Elekes K, Borzsei R, Keszthelyi D, Pinter E, Petho G, Nemeth J, Szolcsanyi J: Pharmacological characterization of the TRPV1 receptor antagonist JYL1421 (SC0030) in vitro and in vivo
10 in the rat. *Eur J Pharmacol* 2005; 517(1-2):35-44.
- (45) Swanson DM, Dubin AE, Shah C, Nasser N, Chang L, Dax SL, Jetter M, Breitenbucher JG, Liu C, Mazur C, Lord B, Gonzales L, Hoey K, Rizzolio M, Bogenstaetter M, Codd EE, Lee DH, Zhang SP, Chaplan SR, Carruthers NI: Identification
15 and biological evaluation of 4-(3-trifluoromethylpyridin-2-yl)piperazine-1-carboxylic acid (5-trifluoromethylpyridin-2-yl)amide, a high affinity TRPV1 (VR1) vanilloid receptor antagonist. *J Med Chem* 2005; 48(6):1857-1872.

Claims

1. A vanilloid receptor agonist for use in the treatment of ischemia in an individual by induction of hypothermia in said individual.
- 5
2. The use of a compound according to claim 1, wherein the compound is capable of binding a vanilloid receptor.
3. The use of a compound according to any of claims 1 and 2, wherein the compound is a vanilloid receptor agonist selected from the group of classical vanilloid receptor agonists, non-classical vanilloid receptor agonists and other vanilloid receptor binding compounds.
- 10
4. The use of a compound according to any of claims 1 to 3, wherein the compound is a classic or non-classic vanilloid receptor agonist of the general formula (I):
- 15



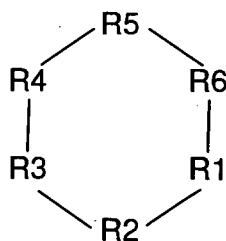
wherein R1 and R2 are chemical moieties or chemical bonds.

5. The use of a compound as defined in claim 4, wherein R1 is selected from the group of: C, S, N, O, optionally substituted with C, S, N, O, P, OH, hydrogen, alkyl, alkenyl, alkynyl, any of which may or may not be branched or comprise substituents such as phosphate, cycloalkyl, heterocycloalkyl, cycloalkenyl, methyl, ethyl, dimethyl, or may be further substituted one or more times with C, S, N, O, P, OH, methoxy, ethoxy, acetyl, alkoxy, alkyl, alkenyl, alkynyl, sulfonyl or phenyl any of which may or may not be branched or comprise substituents such as hydrogen, methyl, ethyl, alkyl, alkenyl, alkynyl, alkoxy, phosphate, cycloalkyl, heterocycloalkyl, cycloalkenyl, dimethyl or phenyl and preferably is C substituted with C, O, P, H, OH, phosphate, alkyl, alkenyl, alkynyl any of which may be (C₁-C_v), or phenyl, any of which may be substituted with O, OH, methyl, dimethyl, alkyl, alkenyl, cycloalkyl, heterocycloalkyl, cycloalkenyl, phenyl, methoxy, ethoxy,
- 25
- 30
- 35

alkoxy or phosphate, any of which may be further substituted with methyl, ethyl or phenyl and more preferably is C substituted with alkyl, alkenyl, any of which may be (C₄-C_w) any of which may be further substituted with O, OH, methoxy, ethoxy or methyl any of which may be further substituted with methyl, ethyl, or phenyl, wherein _v is an integer of from 1 to 30 and _w is an integer of from 5 to 18.

- 5
6. The use of a compound as defined in claim 4, wherein R₂ is selected from the group of: C, S, N, O, optionally substituted one or more times with C, S, N, O, P, OH, hydrogen, alkoxy, alkyl, alkenyl, alkynyl, phenyl, diphenyl, benzyl, amine (NH), halogen, substituted lower alkyl, alkenyl, aryl, heterocycloalkyl, heteroaryl, aryl-(C₁₋₄)-alkyl, heteroaryl-(C₁₋₄)-alkyl, heterocyclyl-(C₁₋₄)-alkyl, cycloalkylalkyl, cycloalkyl, cycloalkenyl or phosphate, optionally further substituted one or more times with C, S, N, O, P, OH, H, COOH; phenyl, amine (NH), halogen, alkoxy, substituted lower alkyl, alkyl or alkenyl such as (C₁-C_v), cycloalkenyl, sulphate, phosphate, aryl, heterocyclyl, heteroaryl, aryl-(C₁₋₄)-alkyl, heteroaryl-(C₁₋₄)-alkyl, heterocyclyl-(C₁₋₄)-alkyl, cycloalkylalkyl, dicycloalkyl, tricycloalkyl, cycloalkenyl, alkoxy, carboxy, halogen, cyano, amino, nitro, or alcohol, any of which may be further substituted one or more times with OH, methyl, dimethyl, alkyl or alkenyl such as (C₁-C_v), alkoxy, phenyl, sulphate, phosphate, aryl, heteroaryl, carboxy, amino, nitro, alcohol or halogen and preferably is C, substituted one or more times with C, N, O, P, OH, hydrogen, alkoxy, alkyl, alkenyl, amine (NH), halogen, substituted lower alkyl, alkenyl, aryl, cycloalkyl, cycloalkenyl or phosphate, optionally further substituted one or more times with C, N, O, OH, COOH, hydrogen, amine (NH), halogen, alkoxy, substituted lower alkyl or alkenyl such as (C₁-C_x), phosphate, cycloalkenyl, alkoxy, carboxy or halogen, any of which may be further substituted one or more times with OH, methyl, dimethyl, alkyl or alkenyl such as (C₁-C_x), alkoxy, phenyl, sulphate, phosphate, carboxy or halogen and more preferably is C substituted with either: cycloalkenyl further substituted at least twice with any of OH or methoxy, or: lower alkyl such as (C₁-C₂) at least once and further substituted one or more times with OH, COOH, Chloride, methyl or cycloalkenyl, optionally further substituted one or more times with OH or methoxy and wherein _v is an integer of from 1 to 30 and _x is an integer of from 1 to 5.
- 10
- 15
- 20
- 25
- 30

7. The use of a compound as defined in claim 4, wherein R1 is C substituted with C, O, P, H, OH, phosphate, alkyl, alkenyl, alkynyl any of which may be (C₁-C_v), or phenyl, any of which may be further substituted one or more times with O, OH, methyl, dimethyl, alkyl, alkenyl, cycloalkyl, heterocycloalkyl, cycloalkenyl, acetyl, phenyl, methoxy, ethoxy, alkoxy or phosphate, any of which may be further substituted with methyl, ethyl or phenyl and R2 is C, substituted one or more times with C, N, O, P, OH, hydrogen, alkoxy, alkyl, alkenyl, amine (NH), halogen, substituted lower alkyl, alkenyl, aryl, cycloalkyl, cycloalkenyl or phosphate, optionally further substituted one or more times with C, N, O, OH, COOH, hydrogen, amine (NH), halogen, alkoxy, substituted lower alkyl or alkenyl such as (C₁-C_x), phosphate, cycloalkenyl, alkoxy, carboxy or halogen, any of which may be further substituted one or more times with OH, methyl, dimethyl, alkyl or alkenyl such as (C₁-C_x), alkoxy, phenyl, sulphate, phosphate, carboxy or halogen and wherein v is an integer of from 1 to 30 wherein x is an integer of from 1 to 5.
8. The use of a compound as defined in claim 4, wherein R1 is C substituted with alkyl, alkenyl, any of which may be (C₄-C_w) any of which may be further substituted one or more times with O, OH, acetyl, methoxy, ethoxy or methyl any of which may be further substituted one or more times with methyl, ethyl, cycloalkenyl or phenyl and w is an integer of from 5 to 18, and R2 is C substituted with either: cycloalkenyl further substituted at least twice with any of OH or methoxy, or: lower alkyl such as (C₁-C₂) at least once and further substituted one or more times with OH, COOH, Chloride, methyl or cycloalkenyl, optionally further substituted one or more times with OH or methoxy.
9. The use of a compound according to any of claims 1 to 3, wherein the compound is a non-classic vanilloid receptor agonist of the general formula (II):



wherein R1, R2, R3, R4, R5 and R6 are chemical moieties or chemical bonds.

10. The use of a compound as defined in claim 9, wherein R1 is selected from the
5 group of: C, S, N, O, optionally substituted with C, S, N, O, B, P, OH, hydrogen,
alkyl, alkenyl, alkynyl, any of which may or may not be branched or comprise
substituents such as phosphate, cycloalkyl, heterocyclyl, heterocyclic group,
cycloalkenyl, methyl, ethyl, dimethyl, or may be further substituted one or more
times with C, S, N, O, P, OH, methoxy, ethoxy, acetyl, alkoxy, alkyl, alkenyl, al-
10 kynyl, sulfonyl or phenyl cycloalkyl, cycloalkenyl, heterocyclyl, heterocyclic group
any of which may or may not be branched or comprise substituents such as C,
O, H, OH, methyl, ethyl, alkyl, alkenyl, alkynyl, alkoxy, phosphate, further substi-
tuted at least once with O, OH, methyl, alkenyl, cycloalkyl, heterocycloalkyl,
cycloalkenyl, dimethyl or phenyl further substituted with alkyl, alkenyl, cycloalkyl,
15 cycloalkenyl, heterocyclyl and preferably is C substituted with C, N, O, B, P, OH,
hydrogen, alkyl, alkenyl, alkynyl, any of which may or may not be branched or
comprise substituents such as phosphate, cycloalkyl, heterocyclyl, heterocyclic
group, cycloalkenyl, methyl, ethyl, dimethyl, or may be further substituted one or
more times with C, N, O, P, OH, methoxy, ethoxy, acetyl, alkoxy, alkyl, alkenyl,
20 cycloalkyl, cycloalkenyl, heterocyclyl, heterocyclic group any of which may or
may not be branched or comprise substituents such as C, O, H, OH, methyl,
ethyl, alkyl, alkenyl, alkoxy, phosphate, further substituted at least once with O,
OH, methyl, alkenyl, cycloalkyl, heterocycloalkyl, cycloalkenyl, further substituted
with alkyl, alkenyl, cycloalkyl, cycloalkenyl, heterocyclyl and more preferably is C
25 substituted with alkyl or alkenyl which may be (C₄-C_w), B, or heterocyclyl form-
ing a ring with R6 thus comprising a pyrrolidine further substituted one or more
times with O, methyl, alicyclic groups attached to one another, these being satu-
rated or unsaturated or a heterocyclic group comprising said B, N and O, and
being further substituted at least once with O, methyl or C further substituted at
30 least once with cycloalkenyl, cycloalkyl, heterocyclyl further substituted at least
once with O, OH, methyl, alkenyl, further substituted with lower alkyl and
cycloalkenyl; wherein any of the above may form at least one bond with any of
R2, R3, R4, R5 and/or R6, and _w is an integer of from 5 to 18.

11. The use of a compound according to claim 9, wherein R2 is selected from the group of C, S, N, O, optionally substituted at least once with C, S, N, O, P, OH, hydrogen, alkyl, alkenyl, alkynyl, any of which may or may not be branched or comprise substituents such as phosphate, cycloalkyl, heterocycloalkyl, cycloalkenyl, methyl, ethyl, dimethyl, or may be further substituted one or more times with C, N, O, P, OH, methoxy, ethoxy, acetyl, alkoxy, alkyl, alkenyl, alkynyl, or phenyl any of which may or may not be branched or comprise substituents such as hydrogen, methyl, ethyl, alkyl, alkenyl, alkynyl, alkoxy, phosphate, cycloalkyl, heterocycloalkyl, cycloalkenyl, dimethyl or phenyl and preferably is C substituted with C, O, P, H, OH, phosphate, alkyl, alkenyl, alkynyl any of which may be (C₁-C_v), or phenyl, any of which may be substituted with O, OH, methyl, dimethyl, alkyl, alkenyl, cycloalkyl, heterocycloalkyl, cycloalkenyl, phenyl, methoxy, ethoxy, alkoxy or phosphate, and more preferably is C substituted at least once with OH or hydrogen, and wherein any of the above may form at least one bond with any of R1, and/or R3, and wherein v is an integer of from 1 to 30.
12. The use of a compound according to claim 9, wherein R3 is selected from the group of C, S, N, O, optionally substituted with C, S, N, O, B, P, OH, hydrogen, methoxy, ethoxy, acetyl, alkoxy, alkyl, alkenyl, alkynyl, any of which may or may not be branched or comprise substituents such as phosphate, cycloalkyl, heterocycloalkyl, cycloalkenyl, methyl, ethyl, dimethyl, or may be further substituted one or more times with C, S, N, O, P, OH, methoxy, ethoxy, acetyl, alkoxy, alkyl, alkenyl, alkynyl, or phenyl any of which may or may not be branched or comprise substituents such as hydrogen, methyl, ethyl, alkyl, alkenyl, alkynyl, alkoxy, phosphate, cycloalkyl, heterocycloalkyl, cycloalkenyl, dimethyl or phenyl and preferably is C substituted with C, O, P, H, OH, phosphate, acetyl, alkoxy, alkyl, alkenyl, any of which may be (C₁-C_v), or phenyl, optionally substituted with O, OH, methyl, dimethyl, alkyl, alkenyl, phenyl, methoxy, ethoxy, alkoxy or phosphate, and more preferably is C substituted with OH, methoxy, lower alkyl (C₁-C_v) and may at any point form a ring with R4, and wherein any of the above may form at least one bond with any of R2, and/or R4, and wherein v is an integer of from 1 to 30, and γ is an integer of 2 or 3.
13. The use of a compound according to claim 9, wherein R4 is selected from the group of C, S, N, O, optionally substituted with C, S, N, O, B, P, OH, hydrogen,

methoxy, ethoxy, acetyl, alkoxy, alkyl, alkenyl, alkynyl, any of which may or may not be branched or comprise substituents such as phosphate, cycloalkyl, heterocycloalkyl, cycloalkenyl, methyl, ethyl, dimethyl, or may be further substituted one or more times with C, S, N, O, P, OH, methoxy, ethoxy, acetyl, alkoxy, alkyl, alkenyl, alkynyl, or phenyl any of which may or may not be branched or comprise substituents such as hydrogen, methyl, ethyl, alkyl, alkenyl, alkynyl, alkoxy, phosphate, cycloalkyl, heterocycloalkyl, cycloalkenyl, dimethyl or phenyl and preferably is C substituted with C, O, P, H, OH, phosphate, acetyl, alkoxy, alkyl, alkenyl, any of which may be (C₁-C_ν), or phenyl, optionally substituted with O, OH, methyl, dimethyl, alkyl, alkenyl, phenyl, methoxy, ethoxy, alkoxy or phosphate, and more preferably is C substituted with OH, methoxy, lower alkyl (C₁-C_ν) and may at any point form a ring with R₄, and wherein any of the above may form at least one bond with any of R₂, and/or R₄, and wherein x is an integer of from 1 to 30; and y is an integer of 2 or 3.

15

14. The use of a compound according to claim 9, wherein R₅ is selected from the group of C, S, N, O, optionally substituted with C, S, N, O, P, OH, hydrogen, alkyl, alkenyl, alkynyl, any of which may or may not be branched or comprise substituents such as phosphate, cycloalkyl, heterocycloalkyl, cycloalkenyl, methyl, ethyl, dimethyl, or may be further substituted one or more times with C, S, N, O, P, OH, CHO, hydrogen, methoxy, ethoxy, acetyl, alkoxy, alkyl, alkenyl, alkynyl, sulfonyl or phenyl any of which may or may not be branched or comprise substituents such as hydrogen, methyl, ethyl, alkyl, alkenyl, alkynyl, alkoxy, phosphate, cycloalkyl, heterocycloalkyl, cycloalkenyl, dimethyl or phenyl and preferably is C substituted at least once with C, O, P, H, OH, CHO, phosphate, alkyl, alkenyl, any of which may be (C₁-C_ν), or phenyl, any of which may be substituted with O, OH, methyl, dimethyl, alkyl, alkenyl, methoxy, ethoxy, alkoxy or phosphate, and more preferably is C substituted one or more times with hydrogen, OH, CHO or methyl which may form a ring with R₆ wherein ν is an integer of from 1 to 30.

20

25

30

15. The use of a compound according to claim 9, wherein R₆ is selected from the group of C, S, N, O, optionally substituted with C, S, N, O, B, P, OH, CHO, hydrogen, alkyl, alkenyl, alkynyl, any of which may or may not be branched or comprise substituents such as phosphate, cycloalkyl, heterocycloalkyl, cycloal-

35

kenyl, methyl, ethyl, dimethyl, or may be further substituted one or more times with C, N, O, P, OH, methoxy, ethoxy, acetyl, alkoxy, alkyl, alkenyl, alkynyl, or phenyl any of which may or may not be branched or comprise substituents such as hydrogen, methyl, ethyl, alkyl, alkenyl, alkynyl, alkoxy, phosphate, dimethyl or phenyl and preferably is C substituted with C, O, P, H, OH, CHO, phosphate, alkyl, alkenyl, any of which may be (C₁-C_v), or phenyl, any of which may be substituted with O, OH, methyl, dimethyl, alkyl, alkenyl, methoxy, ethoxy, alkoxy or phosphate, and more preferably is C substituted one or more times with hydrogen, CHO, lower alkyl (C₁-C_v) or methyl, which may form at least one bond with R₅, or be at least one bond forming a ring with R₁, wherein the at least one bond between any of R₁, R₂, R₃, R₄ and/or R₅ may be single or double bonds and wherein v is an integer of from 1 to 30; and γ is an integer of 2 or 3.

16. The use of a compound according to claim 9, wherein R₁ is C substituted with C, N, O, B, P, OH, hydrogen, alkyl, alkenyl, alkynyl, any of which may or may not be branched or comprise substituents such as phosphate, cycloalkyl, heterocyclyl, heterocyclic group, cycloalkenyl, methyl, ethyl, dimethyl, or may be further substituted one or more times with C, N, O, P, OH, methoxy, ethoxy, acetyl, alkoxy, alkyl, alkenyl, cycloalkyl, cycloalkenyl, heterocyclyl, heterocyclic group any of which may or may not be branched or comprise substituents such as C, O, H, OH, methyl, ethyl, alkyl, alkenyl, alkoxy, phosphate, further substituted at least once with O, OH, methyl, alkenyl, cycloalkyl, heterocycloalkyl, cycloalkenyl, further substituted with alkyl, alkenyl, cycloalkyl, cycloalkenyl, heterocyclyl any of the above of which may form bonds with R₂, and/or R₆, and R₂ preferably is C substituted with C, O, P, H, OH, phosphate, alkyl, alkenyl, alkynyl any of which may be (C₁-C_v), or phenyl, any of which may be substituted with O, OH, methyl, dimethyl, alkyl, alkenyl, cycloalkyl, heterocycloalkyl, cycloalkenyl, phenyl, methoxy, ethoxy, alkoxy or phosphate, and R₃ preferably is C substituted with C, O, P, H, OH, phosphate, acetyl, alkoxy, alkyl, alkenyl, any of which may be (C₁-C_v), or phenyl, any of which may be substituted with O, OH, methyl, dimethyl, alkyl, alkenyl, phenyl, methoxy, ethoxy, alkoxy or phosphate, and R₄ preferably is C substituted with C, O, P, H, OH, phosphate, acetyl, alkoxy, alkyl, alkenyl, any of which may be (C₁-C_v), or phenyl, optionally substituted with O, OH, methyl, dimethyl, alkyl, alkenyl, phenyl, methoxy, ethoxy, alkoxy or phosphate, and R₅ preferably is C substituted at least once with C, O, P, H, OH, CHO, phosphate,

alkyl, alkenyl, any of which may be (C₁-C_v), or phenyl, any of which may be substituted with O, OH, methyl, dimethyl, alkyl, alkenyl, methoxy, ethoxy, alkoxy or phosphate, and R6 preferably is C substituted with C, O, P, H, OH, CHO, phosphate, alkyl, alkenyl, any of which may be (C₁-C_v), or phenyl, any of which may be substituted with O, OH, methyl, dimethyl, alkyl, alkenyl, methoxy, ethoxy, alkoxy or phosphate, and wherein v is an integer of from 1 to 30.

17. The use of a compound according to claim 9, wherein R1 is C substituted with alkyl or alkenyl which may be (C₄-C_z), Boron, or heterocyclic group forming a ring with R6 thus comprising a pyrrolidine further substituted one or more times with O, methyl, alicyclic groups attached to one another, these being saturated or unsaturated or a heterocyclic group comprising said Boron, N and O, and being further substituted at least once with O, methyl or C further substituted at least once with cycloalkenyl, cycloalkyl, heterocyclyl further substituted at least once with O, OH, methyl, alkenyl, further substituted with lower alkyl and cycloalkenyl; R2 is C substituted with OH or hydrogen; R3 is C substituted with OH, methoxy, lower alkyl (C₁-C_z) and may at any point form a ring with R4; R4 is C substituted with OH, methoxy, lower alkyl (C₁-C_z) and may at any point form a ring with R3; R5 is C substituted one or more times with hydrogen, OH, CHO or methyl which may form a ring with R6; and R6 is C substituted one or more times with hydrogen, CHO, lower alkyl (C₁-C_z) or methyl, which may form at least one bond with R5, or be forming a ring with R1, wherein the at least one bond between any of R1, R2, R3, R4, R5 and/or R6 may be single or double bonds and γ is an integer of either 2 or 3, and z is an integer of either 5 or 12.

25

18. The use according to claim 1, wherein the vanilloid receptor is TRPV1-6 and/or a receptor associated herewith.

19. The use according to claim 1, wherein the vanilloid receptor is TRPV1.

30

20. The use of a compound according to any of claims 1 to 17, which is hydrophilic.

21. The use according to any of claims 1 to 3 of a medicament according to claims 4, 9 and/or 20 for the induction of hypothermia in an individual suffering from or at risk of suffering from ischemia.

35

22. The use according to any of claims 1 to 3 of a medicament according to any of claims 4 to 21 for prophylaxis and/or treatment of ischemia in connection with cardiovascular diseases, asphyxia and/or traumatic brain injuries.
- 5
23. The use according to any of claims 1 to 3 and/or 22, wherein the ischemia is due to cardiovascular diseases such as: myocardial infarction, cardiac arrest, stroke, arterial aneurism, subarachnoid haemorrhage, arteriosclerosis, angina pectoris, hypertension, hypercholesterolemia, cardiac arrhythmia, cardiomegaly, cardiomyopathy, heart valve regurgitation and heart valve stenosis.
- 10
24. The use according to any of claims 1 to 3 and/or 22, wherein the ischemia is due to asphyxia such as: perinatal asphyxia and/or non-perinatal asphyxia.
- 15
25. A medicament comprising a compound according to any of claims 4 to 24 capable of inducing hypothermia in an individual as defined in any of claims 1 to 3.
26. The medicament according to claim 25, for prophylactic and/or therapeutic applications.
- 20
27. The medicament according to any of claims 25 or 26, for therapeutic applications.
28. The medicament according to any of claims 25 to 27, wherein the medicament induces hypothermia of between 32 and 36 degree Celsius.
- 25
29. The medicament according to any of claims 25 to 28, comprising at least two compounds according to any of claims 4 to 24.
- 30
30. The medicament according to claim 29, wherein at least one compound induces hypothermia rapidly.
31. The medicament according to any of claims 29 and 30, wherein at least one compound induces hypothermia slowly.
- 35

32. The medicament according to any of claims 25 to 31, comprising a second active ingredient.
- 5 33. The medicament according to claim 32, wherein the second active ingredient is selected from the group of: cannabinoids, neurotensins, analgesics, opioids, GABAs and adrenergic antagonists.
- 10 34. The medicament according to any of claims 25 to 33, comprising a pharmaceutically acceptable carrier.
35. The medicament according to any of claims 25 to 34, wherein the pH of the composition is between pH 5 and pH 9.
- 15 36. The medicament according to any of claims 25 to 35, for administration by injection, suppository, oral administration, sublingual tablet or spray, cutaneous administration, or inhalation.
- 20 37. The medicament according to claim 36, wherein the injection is intravenous, intramuscular, intraspinal, intraperitoneal, subcutaneous, a bolus or a continuous administration.
38. The medicament according to any of claims 25 to 37, wherein administration occurs at intervals of 30 minutes to 48 hours.
- 25 39. The medicament according to any of claims 25 to 38, wherein administration occurs at intervals of 1 to 6 hours.
40. The medicament according to any of claims 25 to 39, wherein the duration of the treatment is from 6 to 72 hours.
- 30 41. The medicament according to any of claims 25 to 40, wherein the dosage of the medicament is between 10 μ g to 80 mg pr kg body mass.

42. The medicament according to any of claims 25 to 41, wherein the vanilloid receptor agonist is administered in a dosage of between 10 μg and 500 μg pr kg total body weight or between 100 μg and 10 mg pr kg total body weight.
- 5 43. A kit of parts comprising the medicament as defined in any of claims 25 to 41.
44. The kit of parts of claim 43 further comprising a second active ingredient.
- 10 45. The kit of parts of claims 43 or 44, wherein the second active ingredient is an antipyretic.
46. Use of a compound according to any of claims 4 to 17 for the preparation of a medicament for obviating the use according to claim 1.
- 15 47. A method for treating ischemia in an individual in need thereof comprising administering to said individual an effective amount of a vanilloid receptor agonist capable of inducing hypothermia, said compound being as defined in any of claims 1 to 17.

Fig. 1.

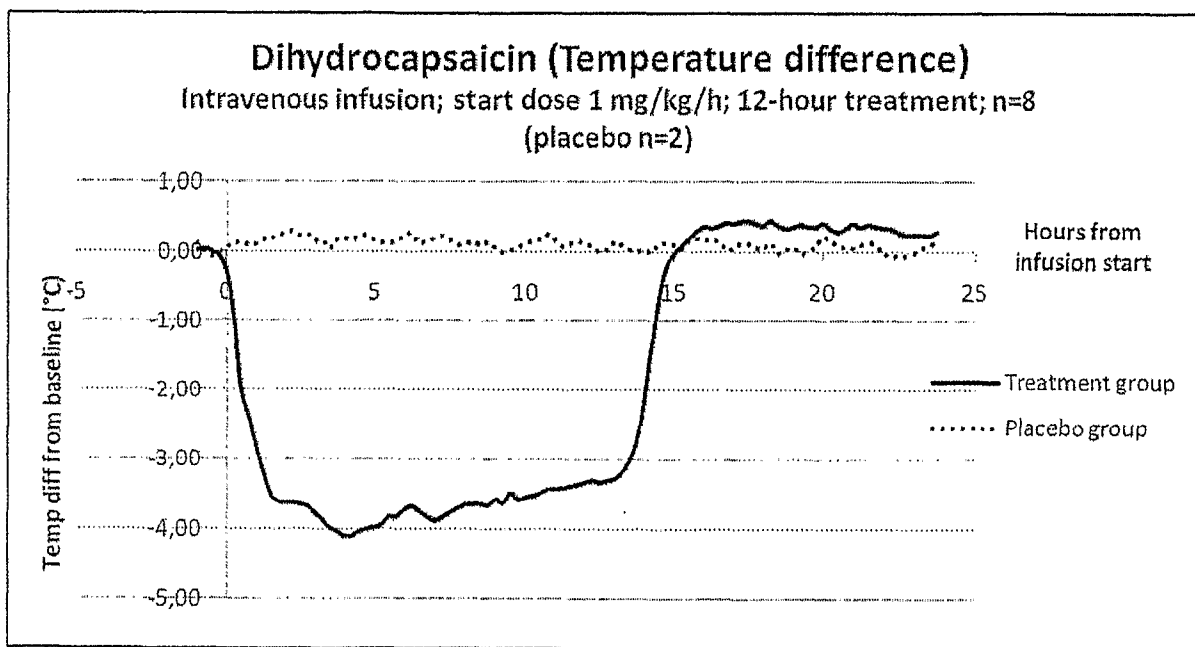


Fig. 2.

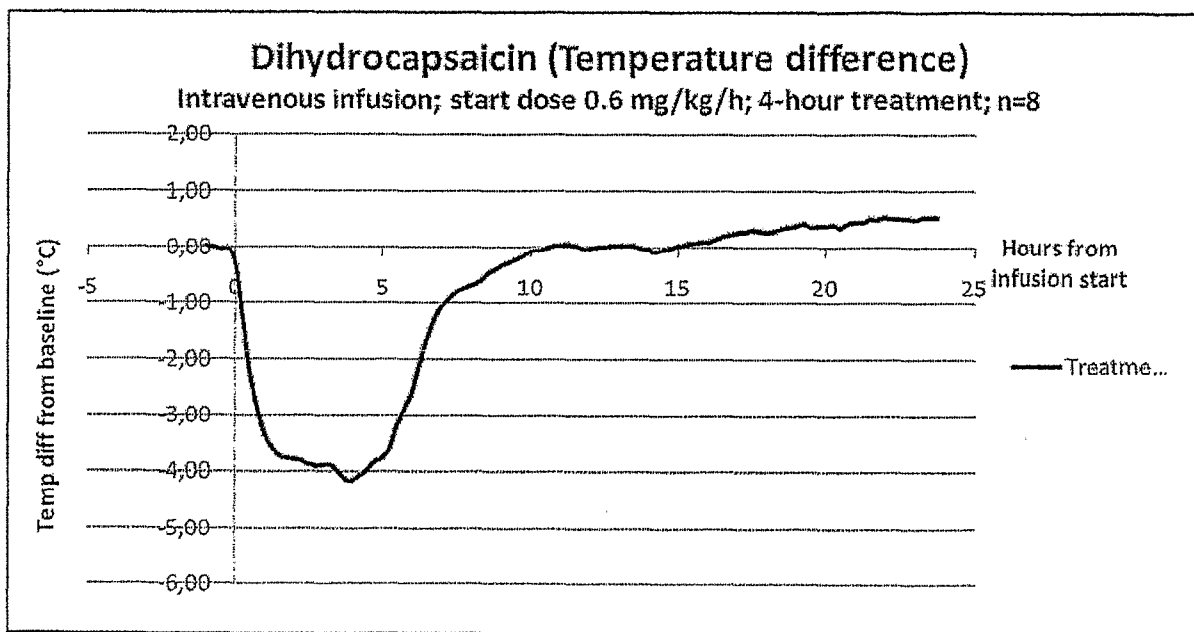


Fig. 3.

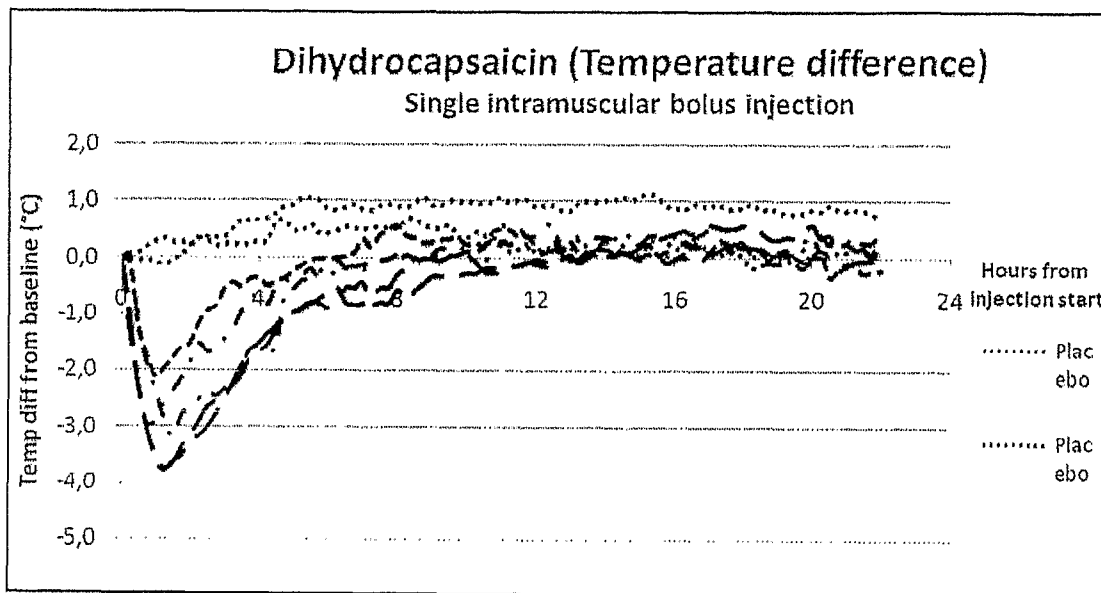


Fig. 4.

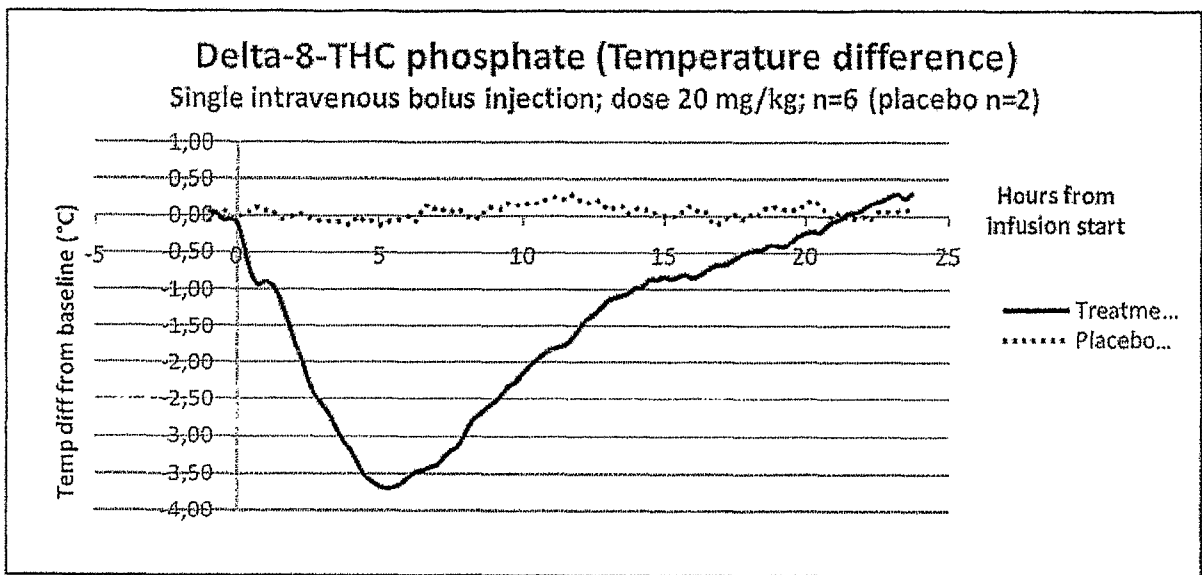


Fig. 5.

