



(19) **United States**

(12) **Patent Application Publication**

Leon et al.

(10) **Pub. No.: US 2006/0224571 A1**

(43) **Pub. Date: Oct. 5, 2006**

(54) **METHODS AND SYSTEMS TO FACILITATE SEARCHING A DATA RESOURCE**

Publication Classification

(76) Inventors: **Jean-Michel Leon**, Santa Clara, CA (US); **Anselm Paul Baird-Smith**, San Jose, CA (US); **Louis Marcel Gino Monier**, Menlo Park, CA (US)

(51) **Int. Cl.**
G06F 17/30 (2006.01)
(52) **U.S. Cl.** **707/3**

Correspondence Address:
SCHWEGMAN, LUNDBERG, WOESSNER & KLUTH, P.A.
P.O. BOX 2938
MINNEAPOLIS, MN 55402 (US)

(57) **ABSTRACT**

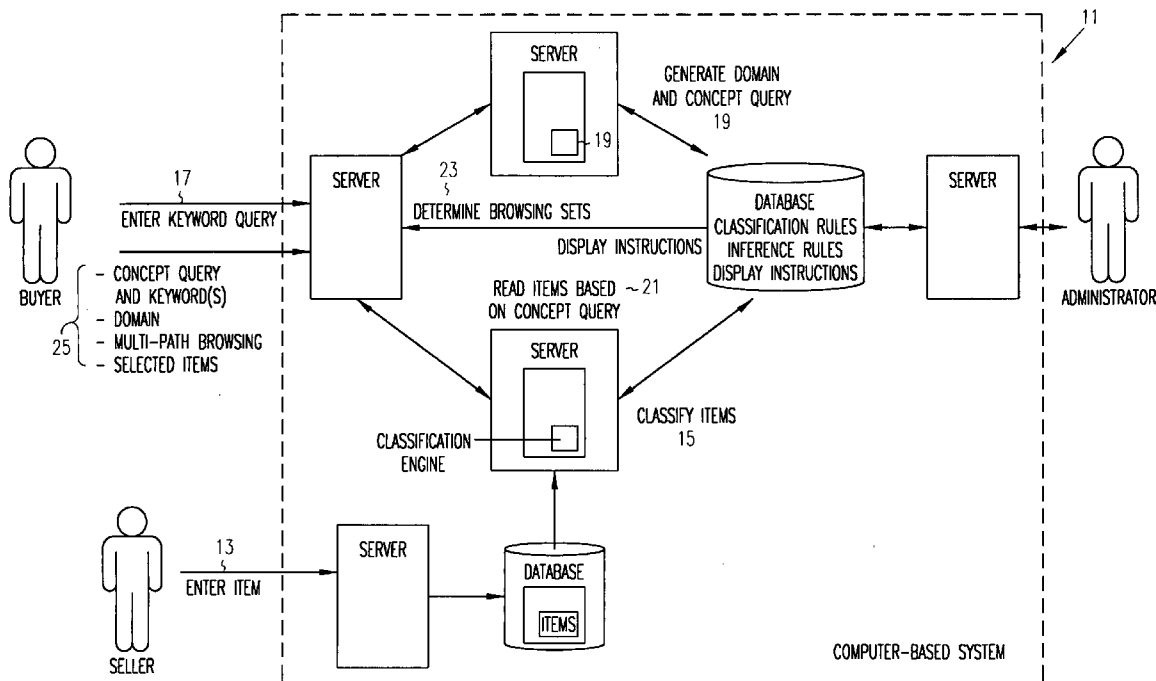
Methods and systems to facilitate searching a data resource. According to one aspect the system facilitates a search of a data resource utilized by sellers and buyers that transact items in a network-based marketplace. According to a second aspect the system generates a query to search a data resource utilized by a seller and a buyer that transact items in a network-based marketplace.

(21) Appl. No.: **11/241,883**

(22) Filed: **Sep. 29, 2005**

Related U.S. Application Data

(60) Provisional application No. 60/666,549, filed on Mar. 30, 2005.



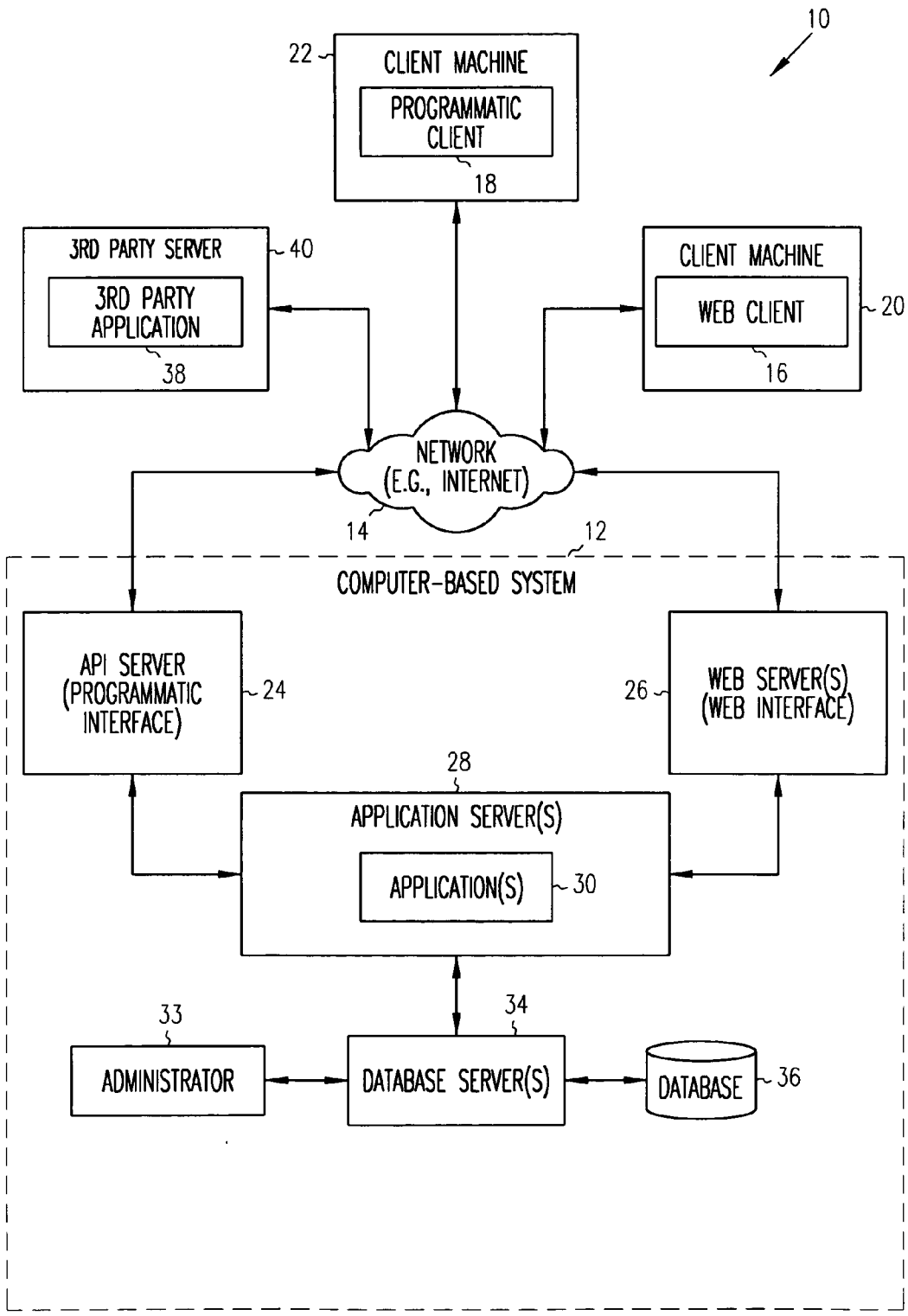


FIG. 2

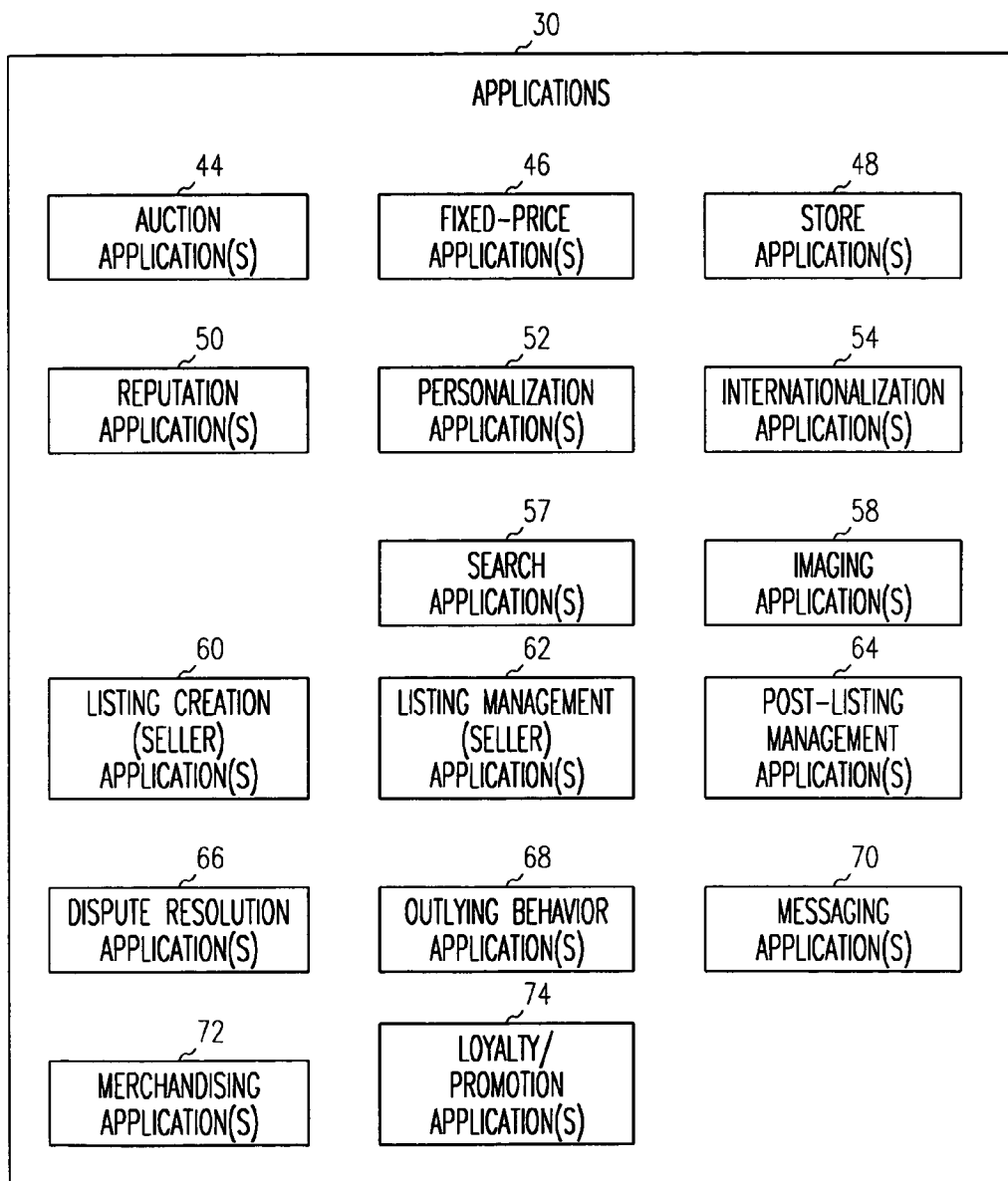


FIG. 3

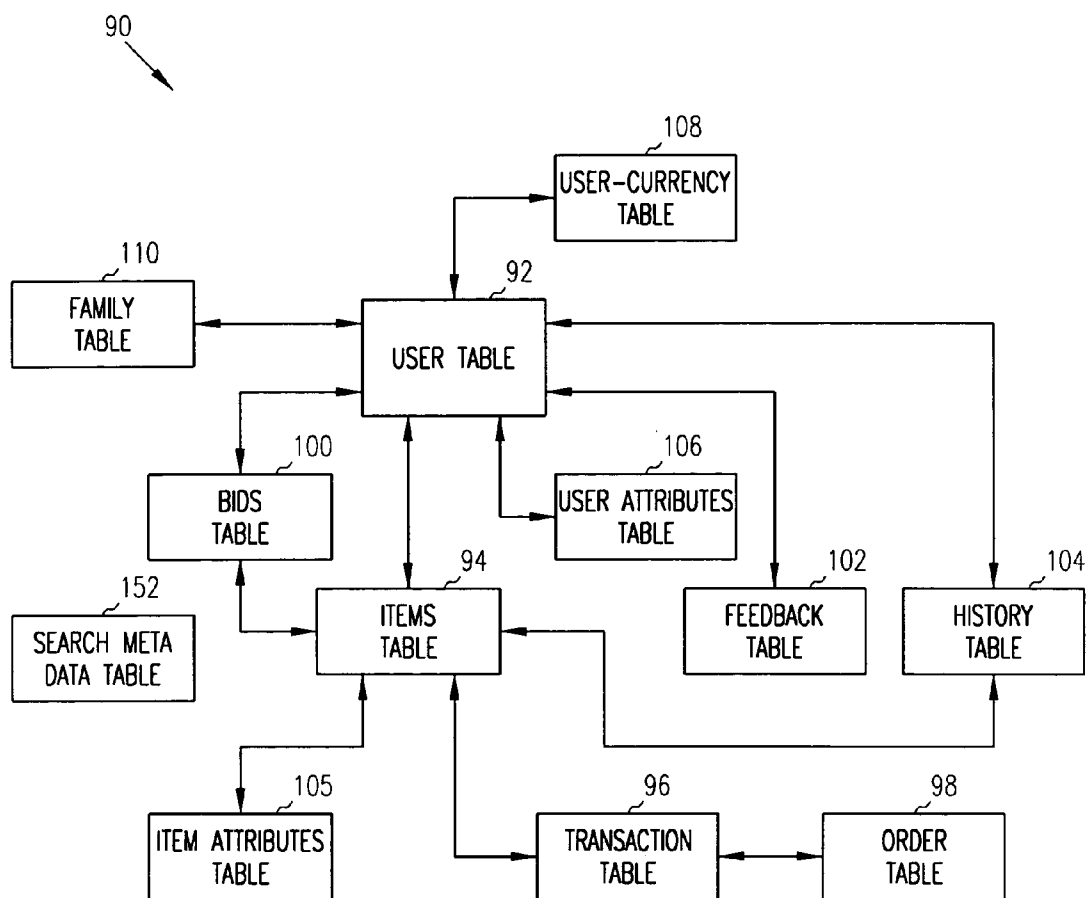


FIG. 4

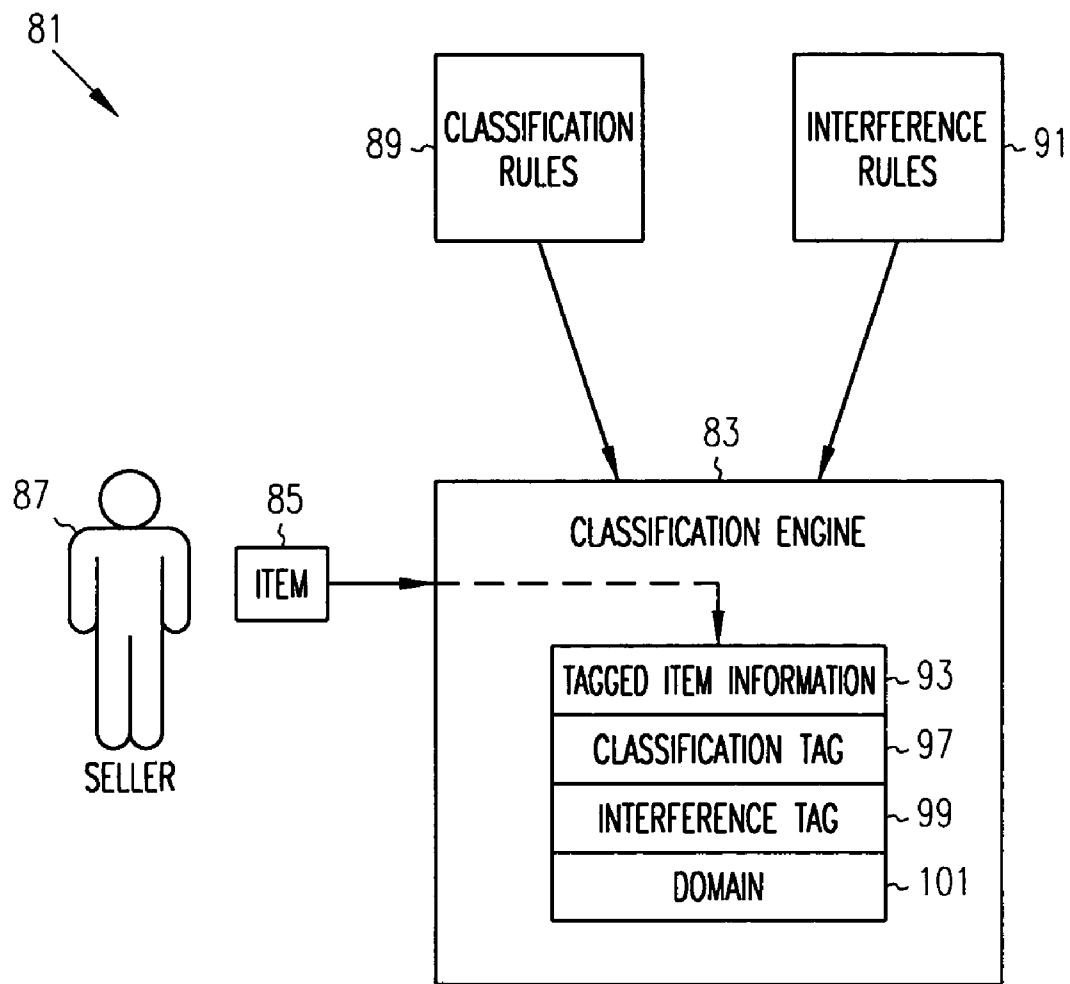


FIG. 5

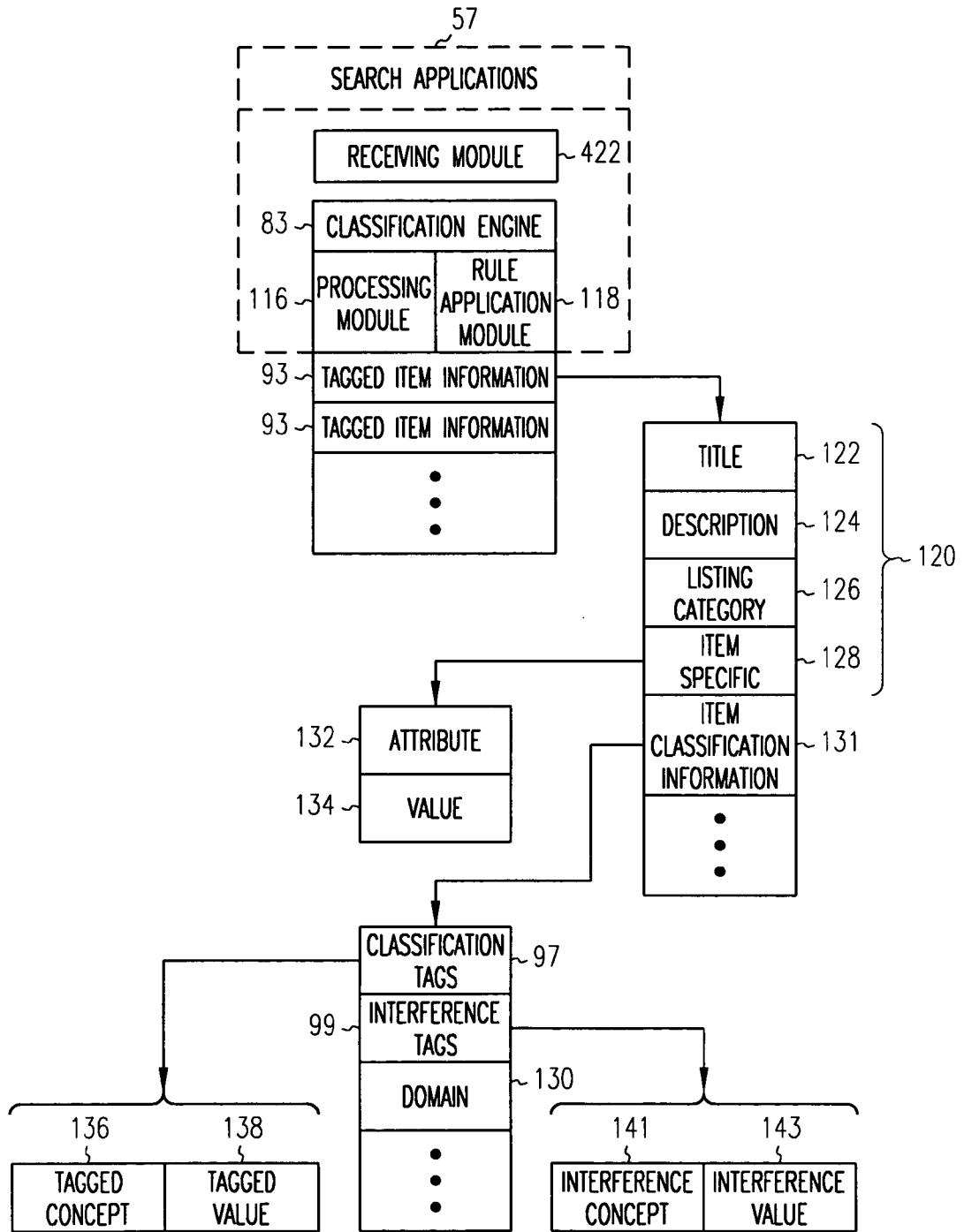


FIG. 6

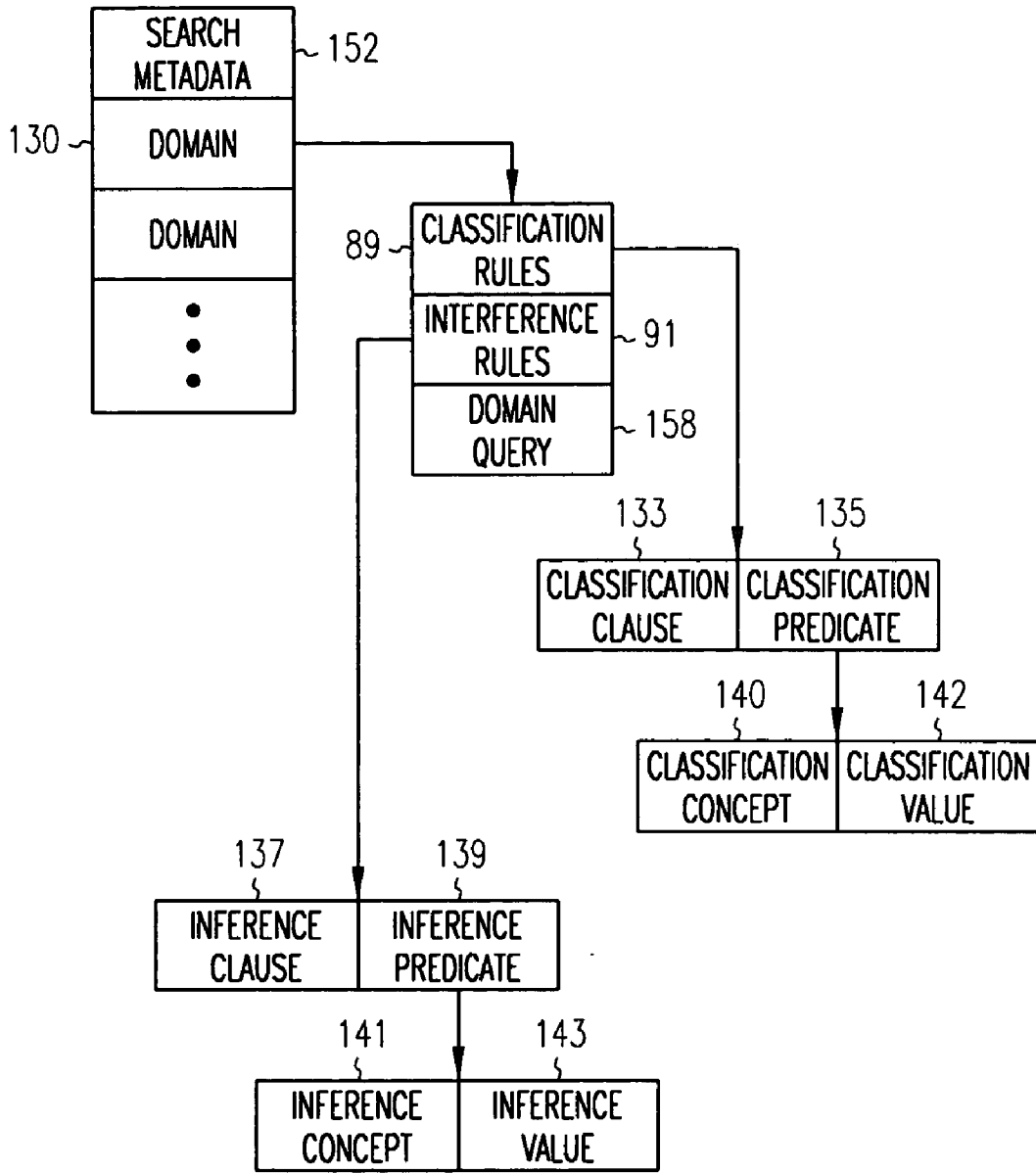


FIG. 7

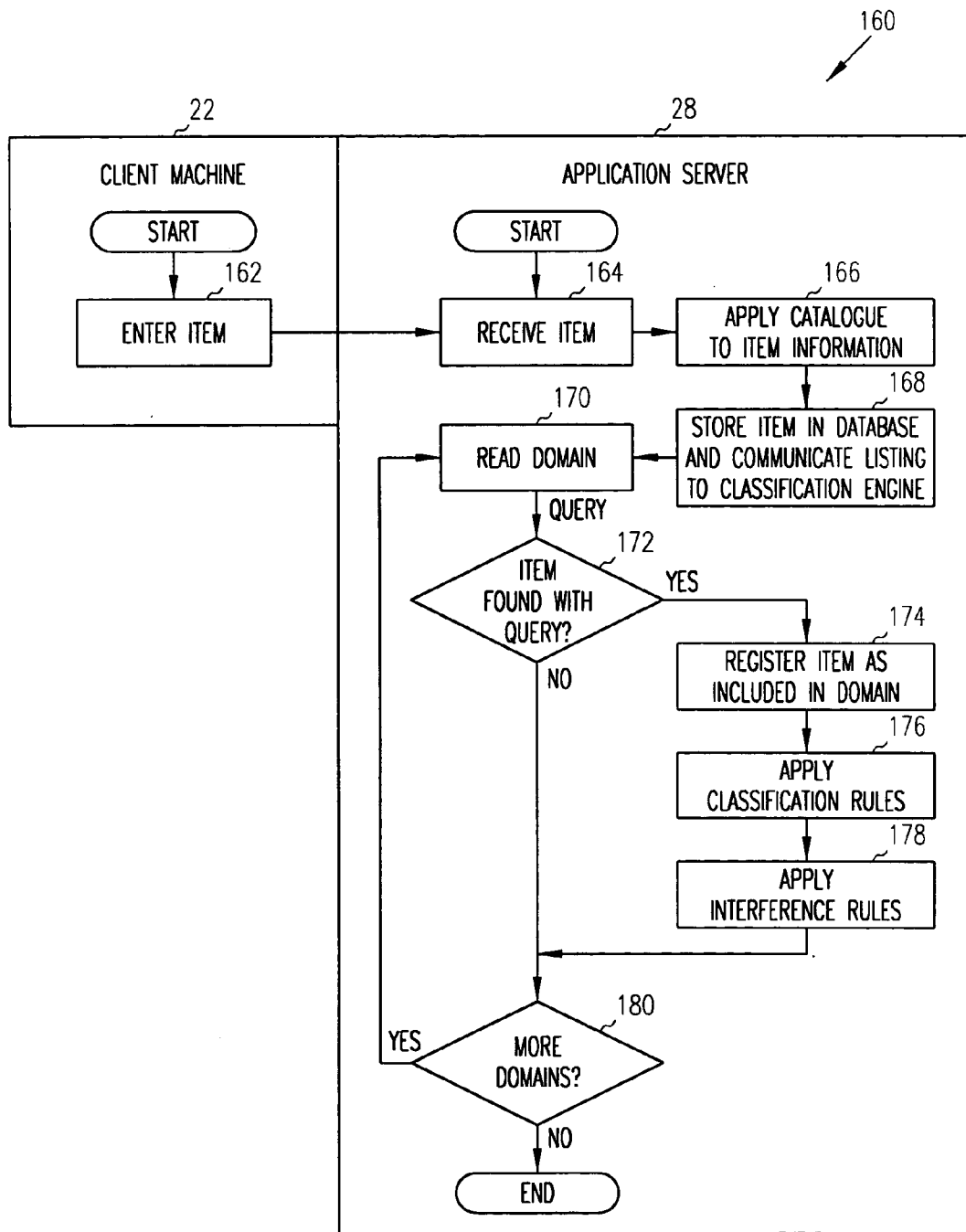


FIG. 8

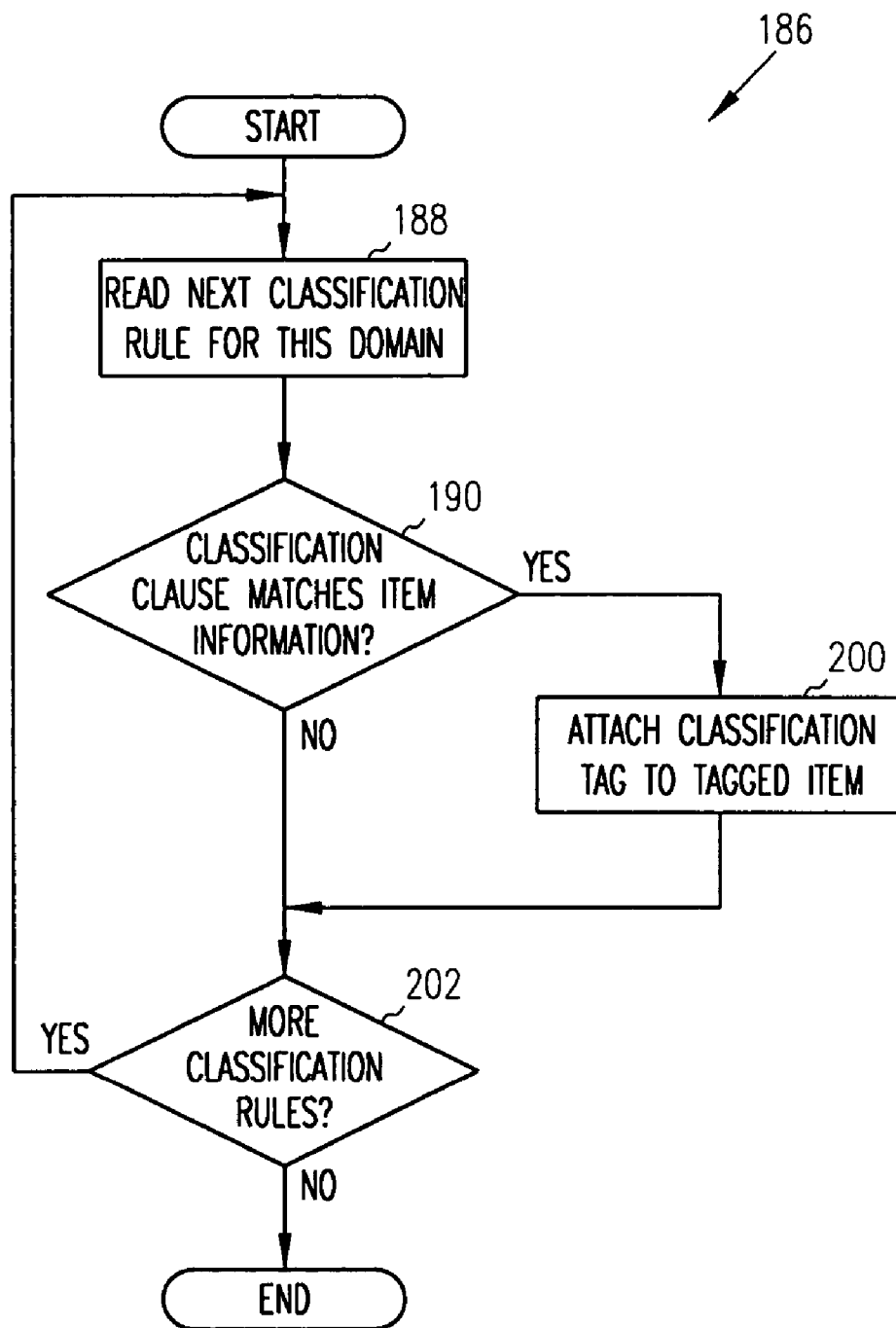


FIG. 9

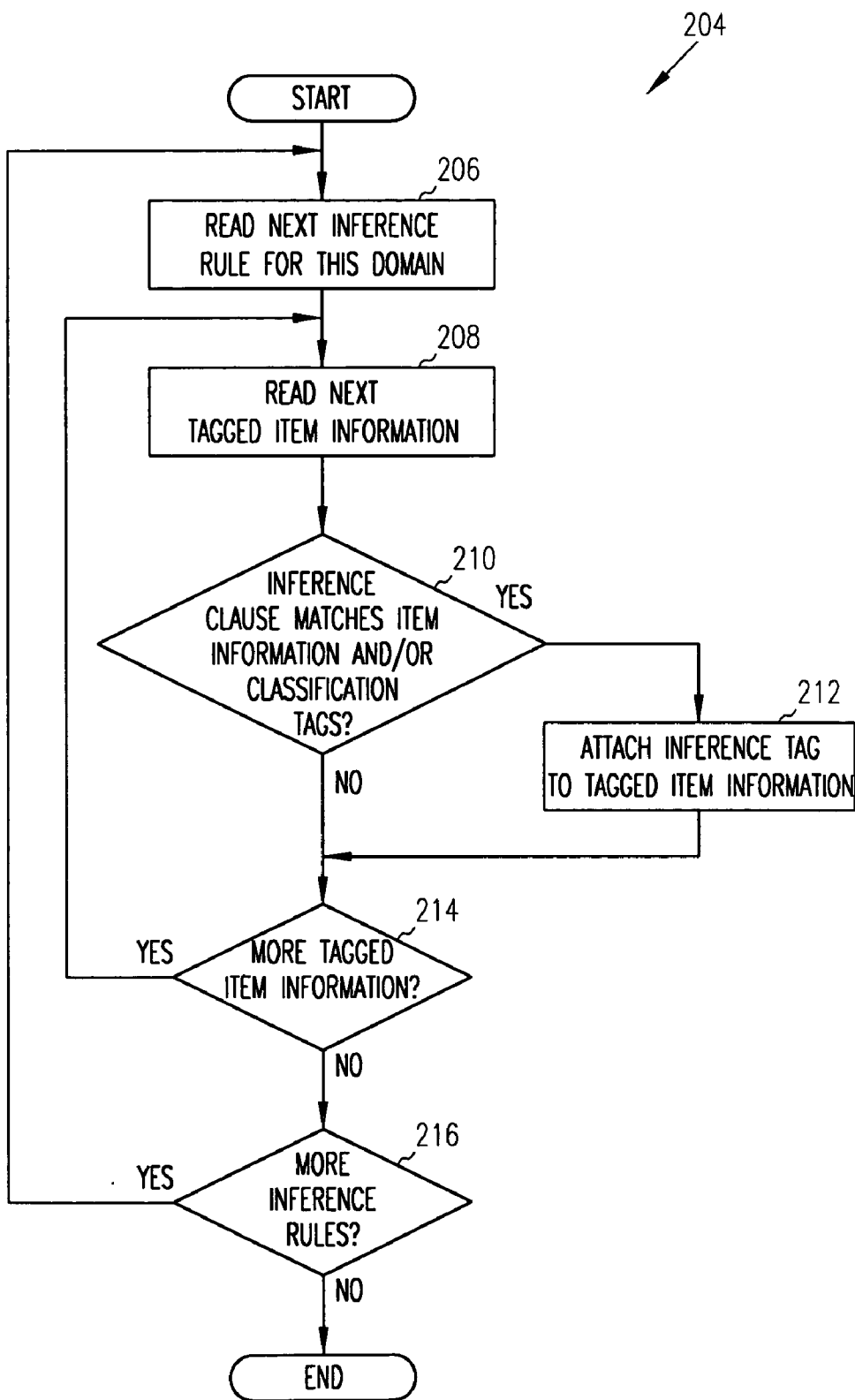


FIG. 10

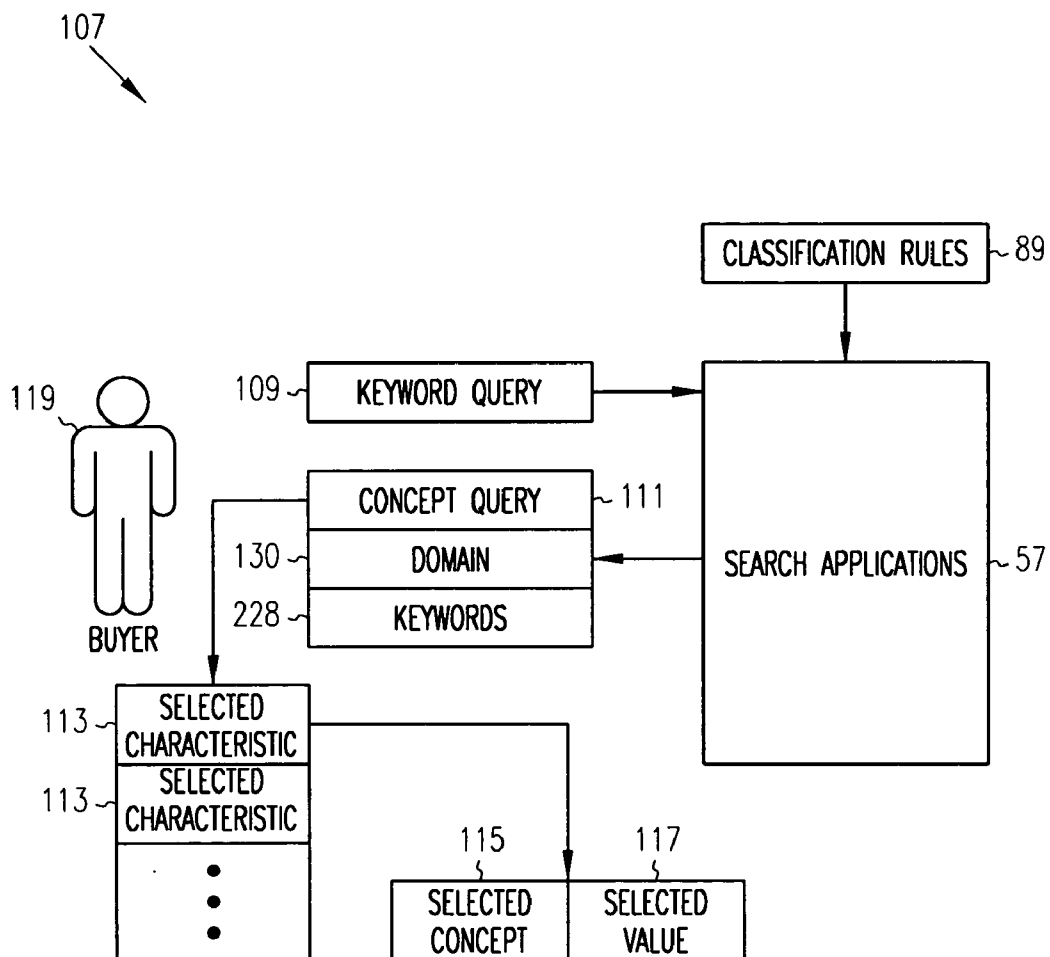


FIG. 11

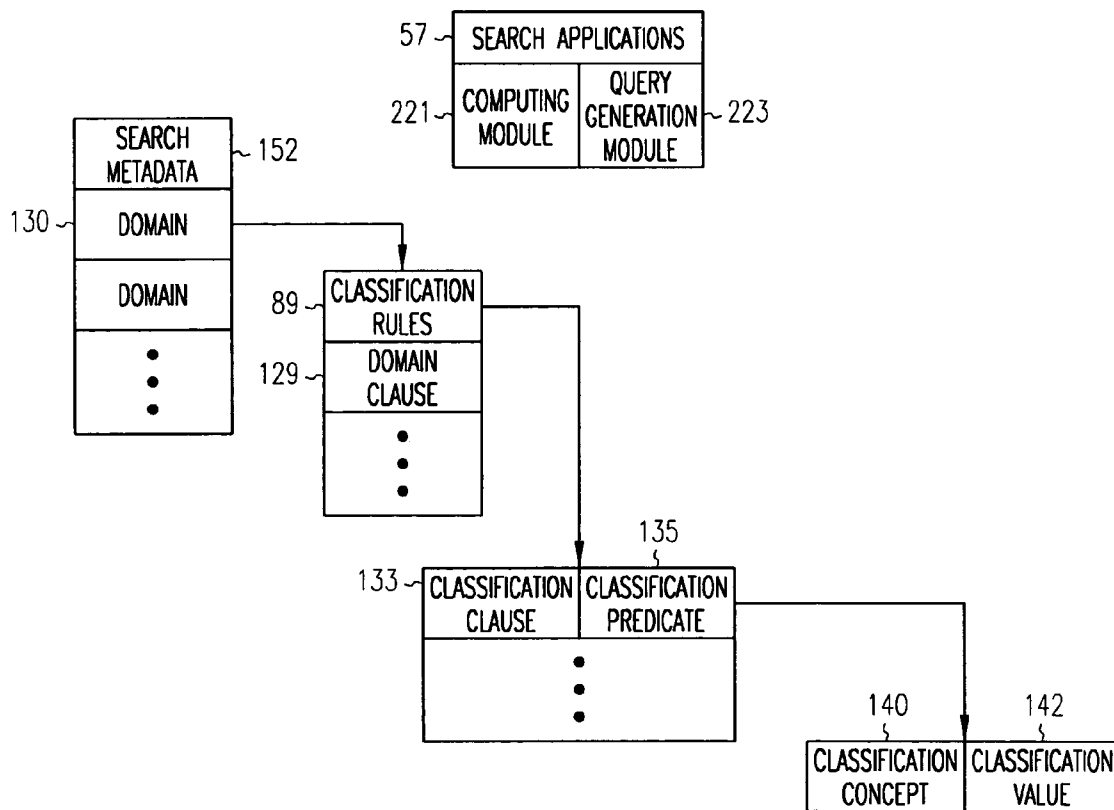


FIG. 12

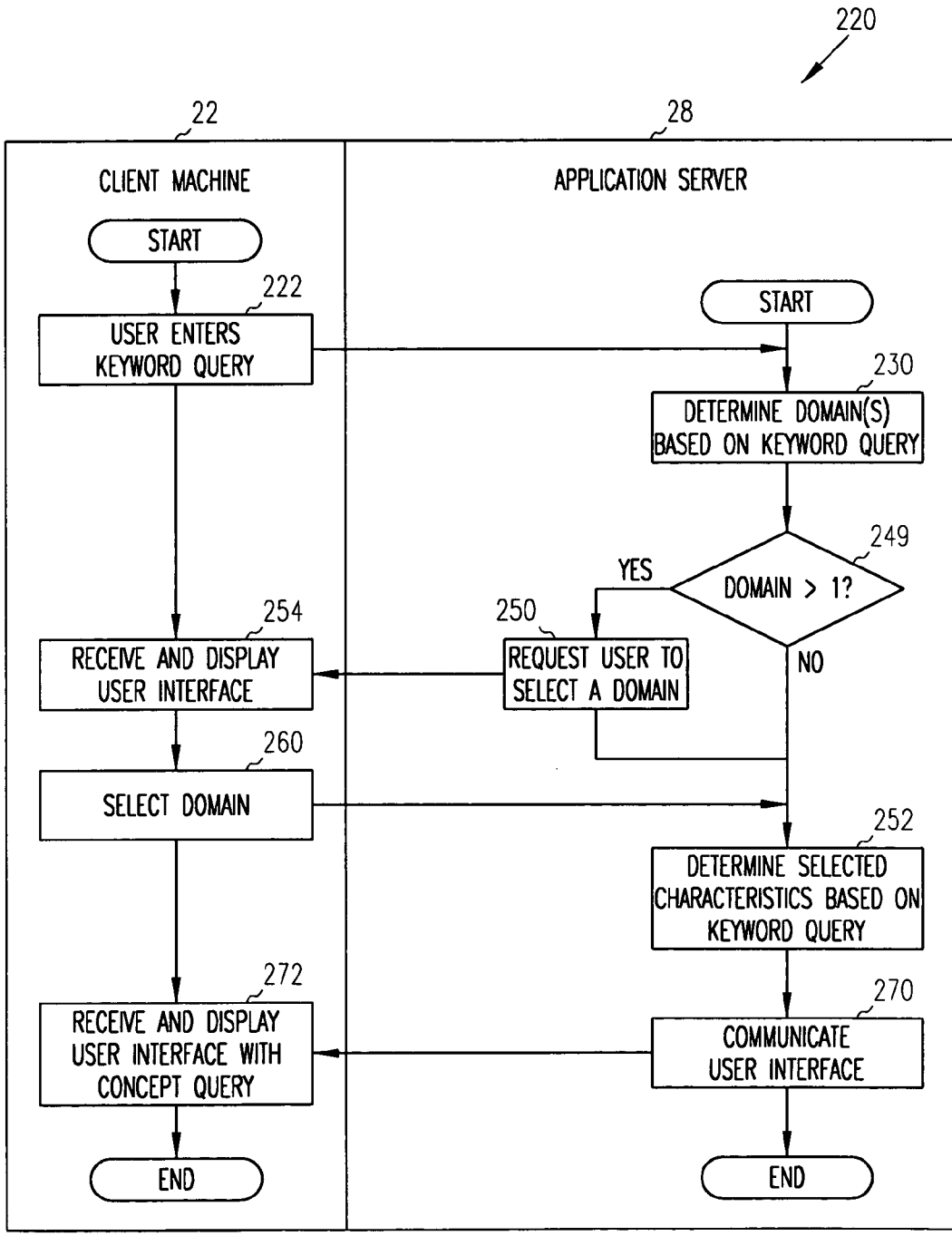


FIG. 13

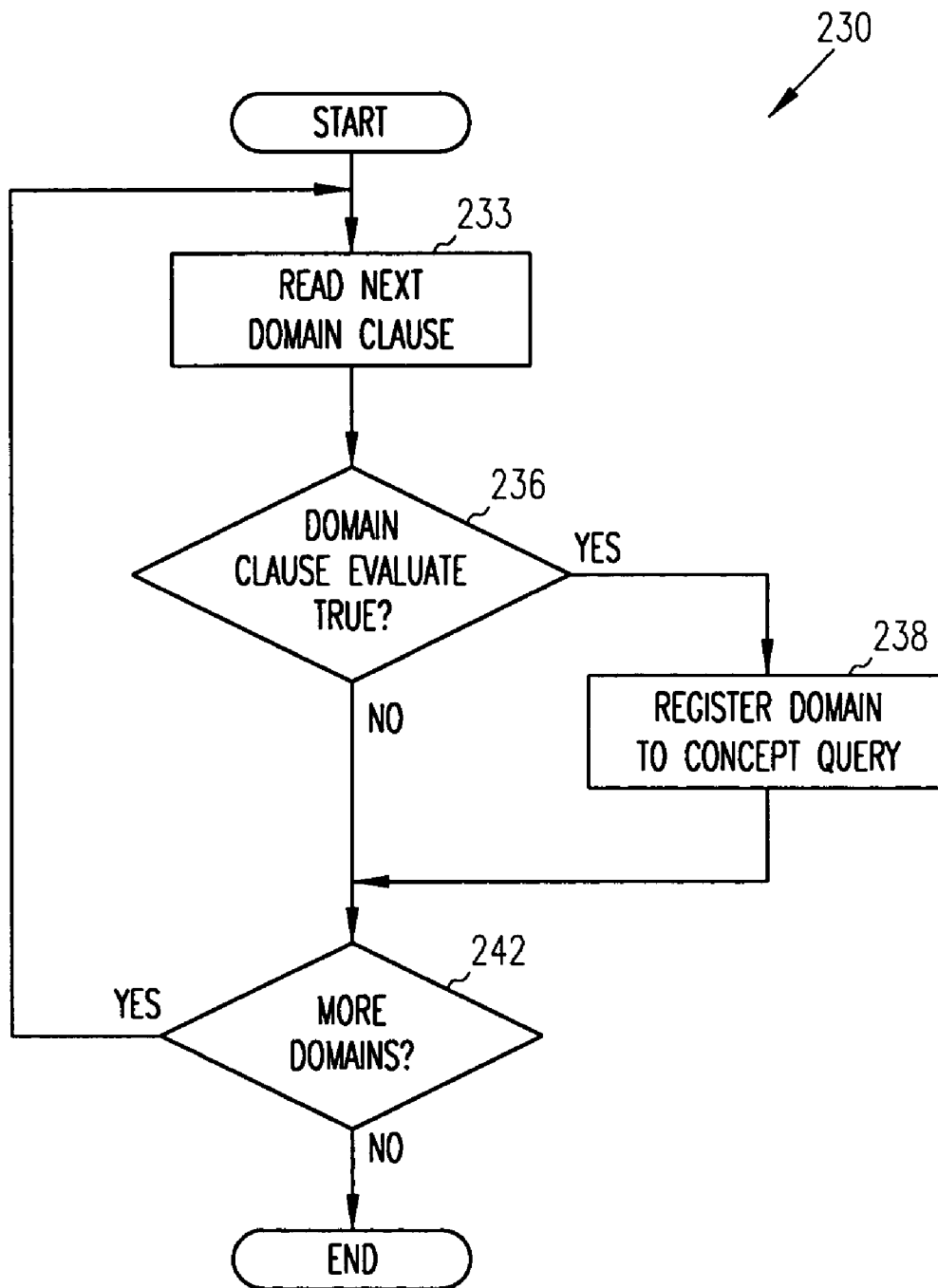


FIG. 14

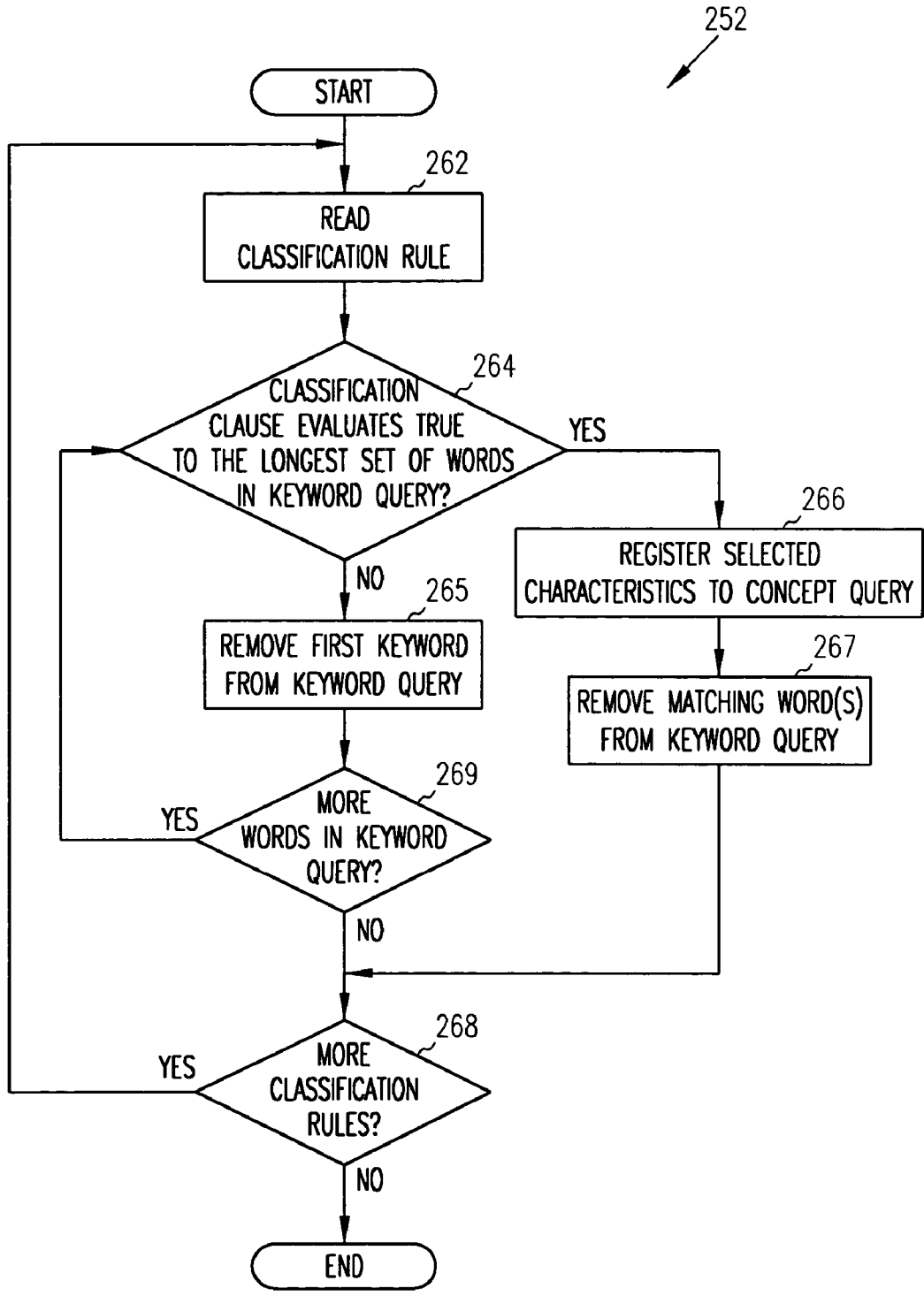


FIG. 15

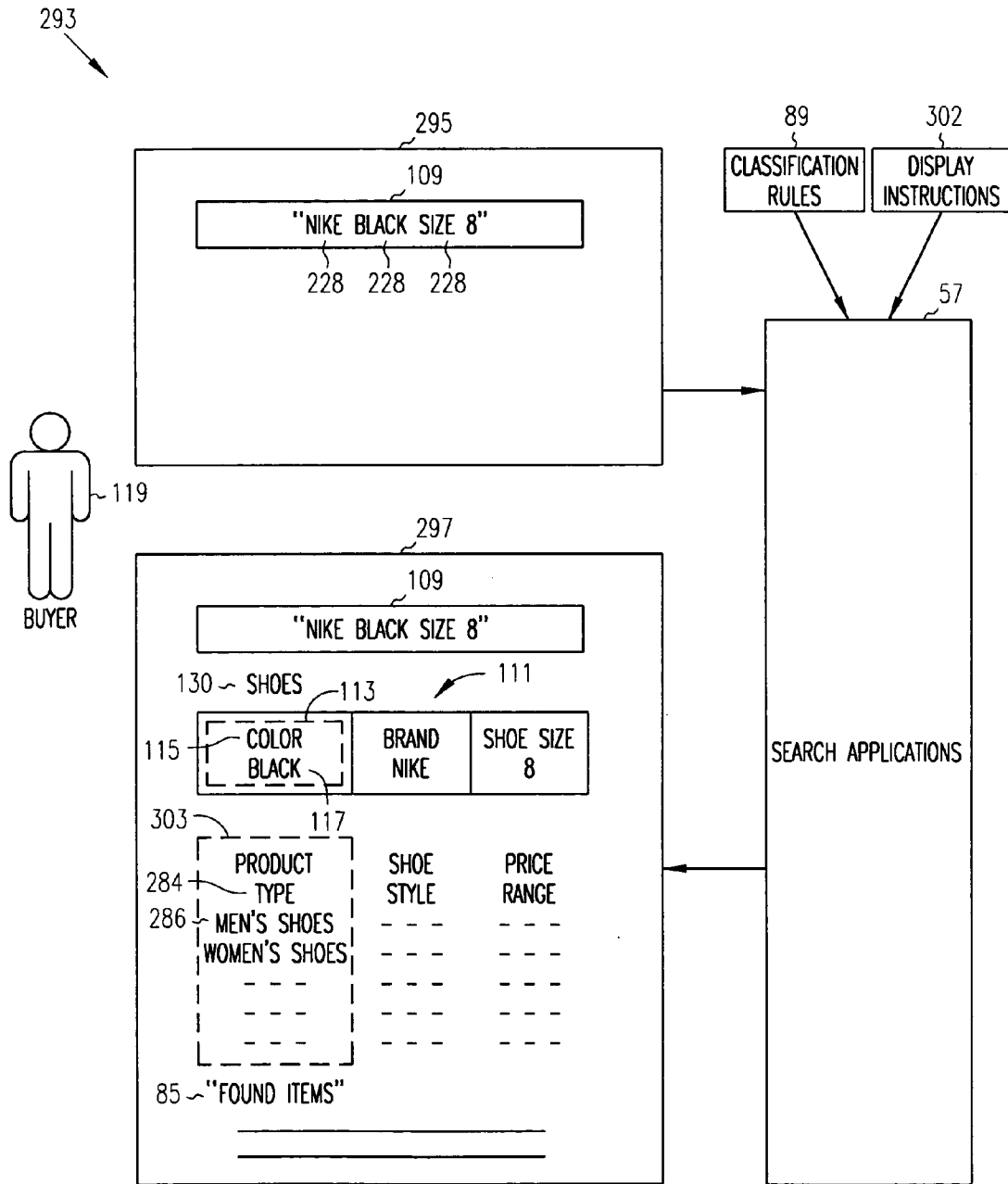


FIG. 16

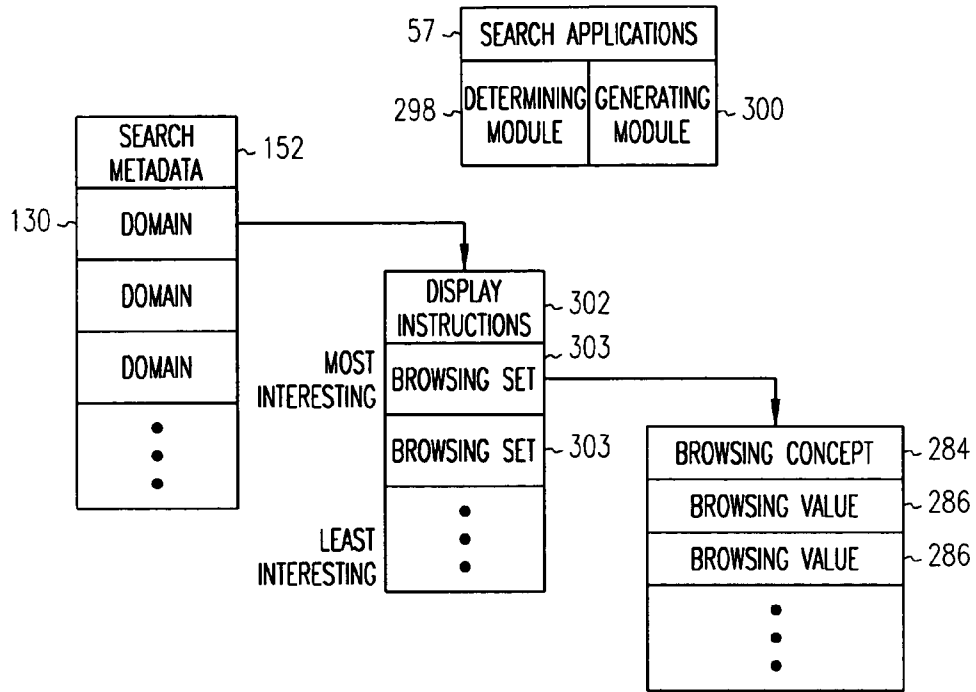


FIG. 17

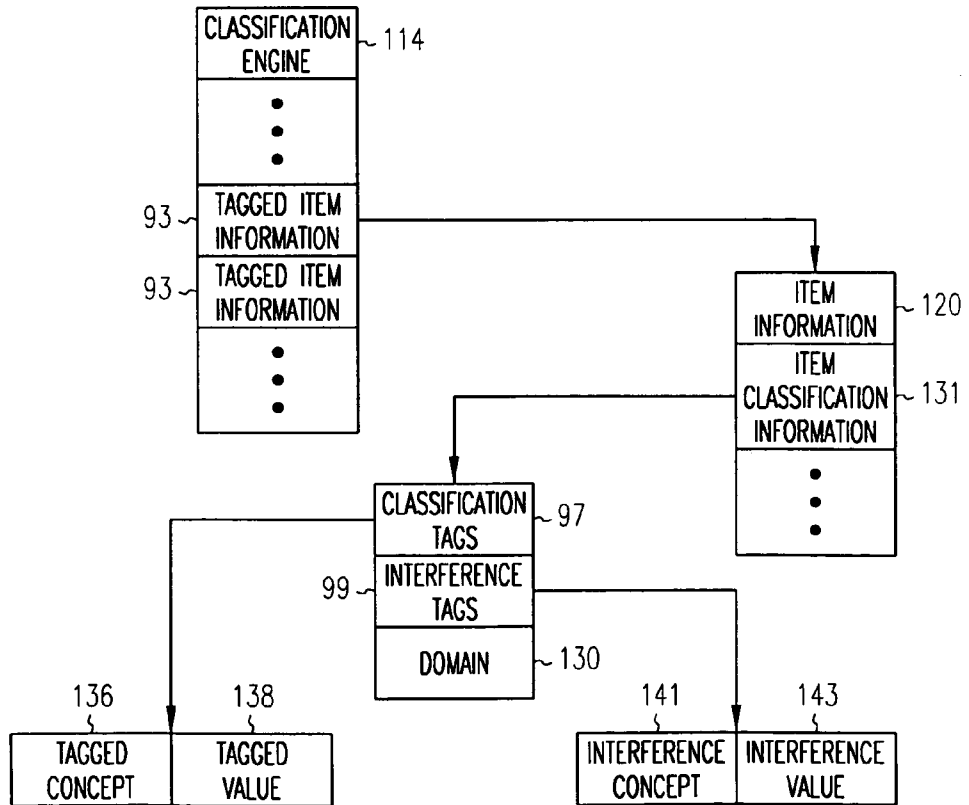


FIG. 18

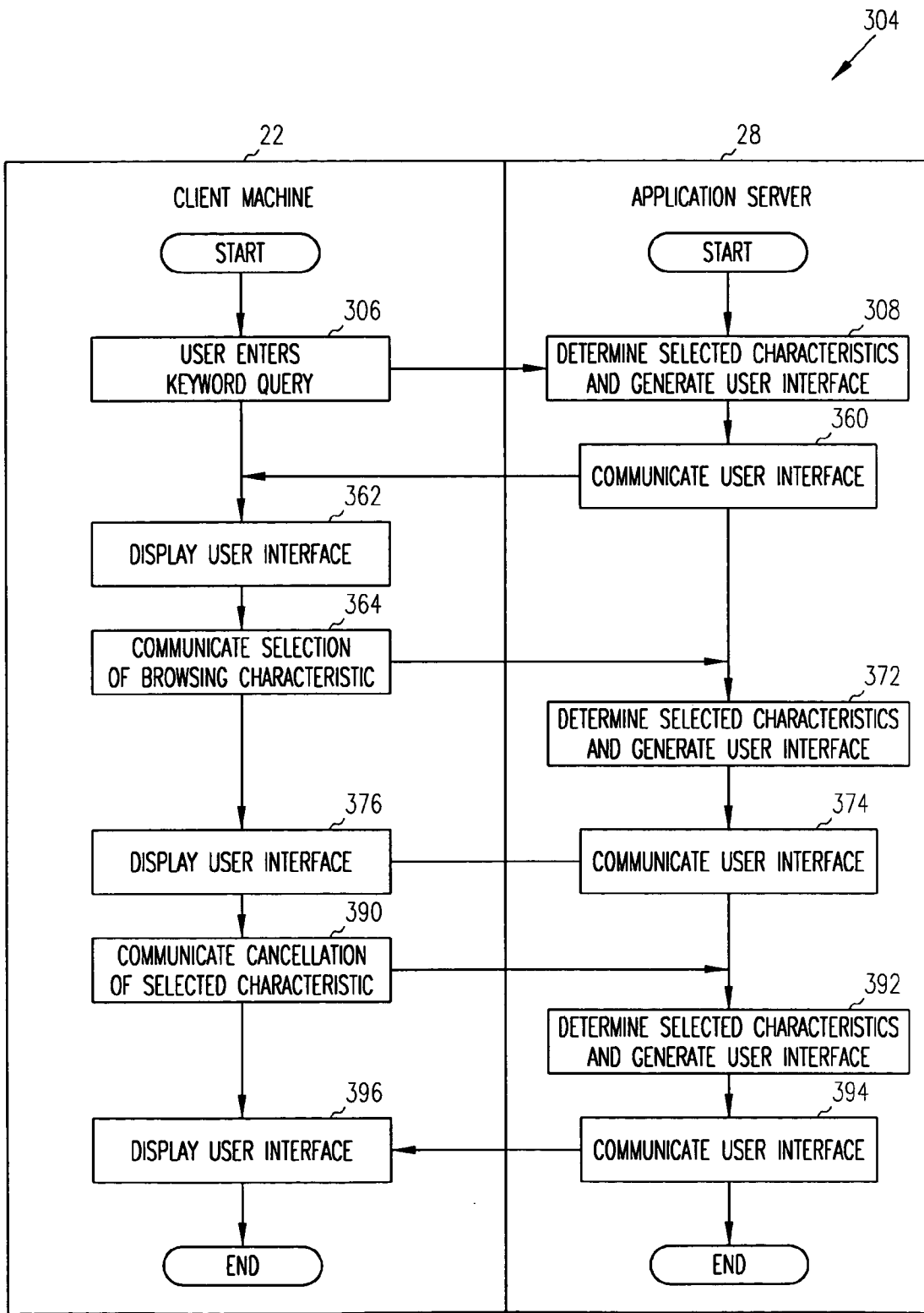


FIG. 19

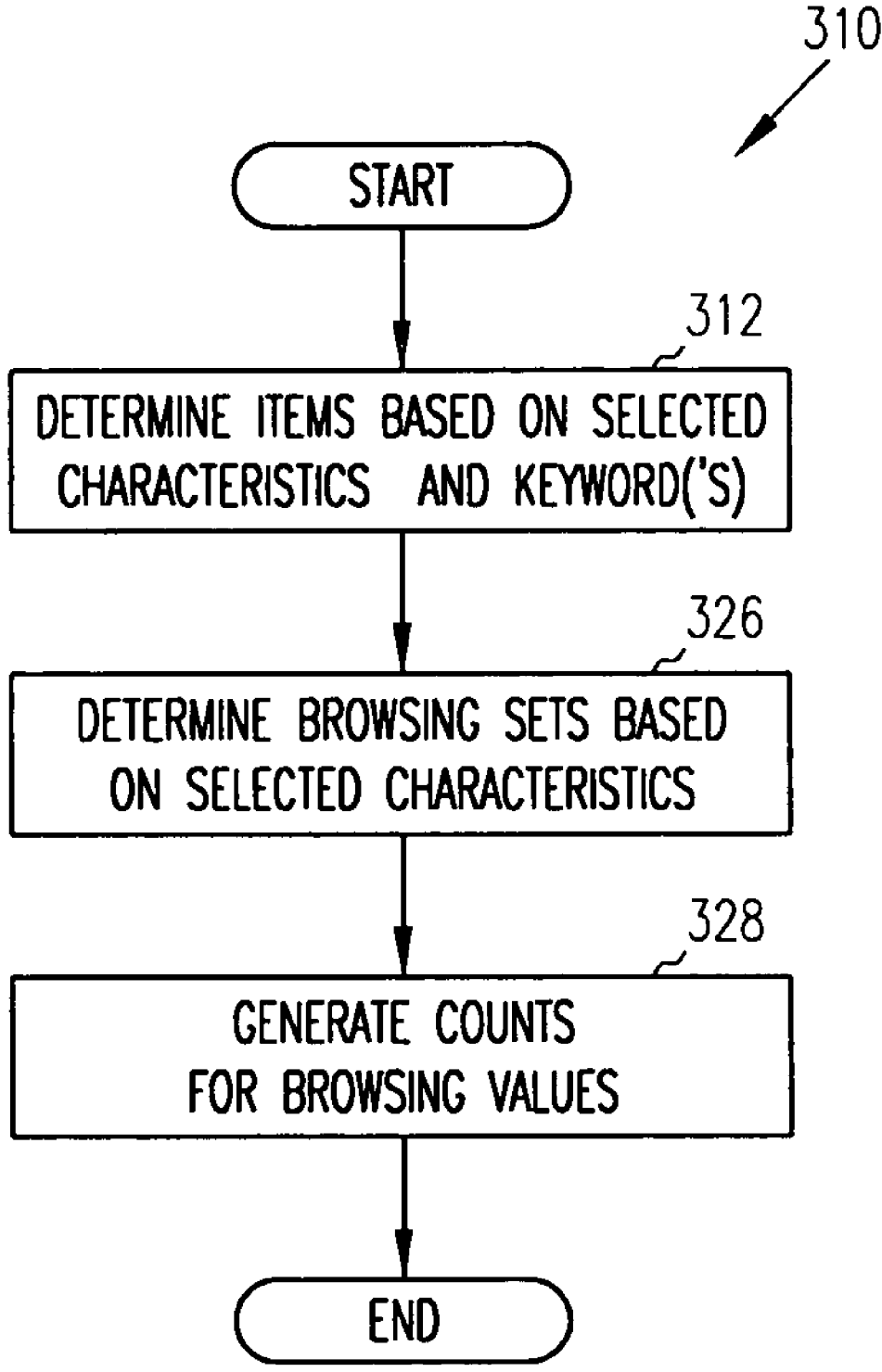


FIG. 20

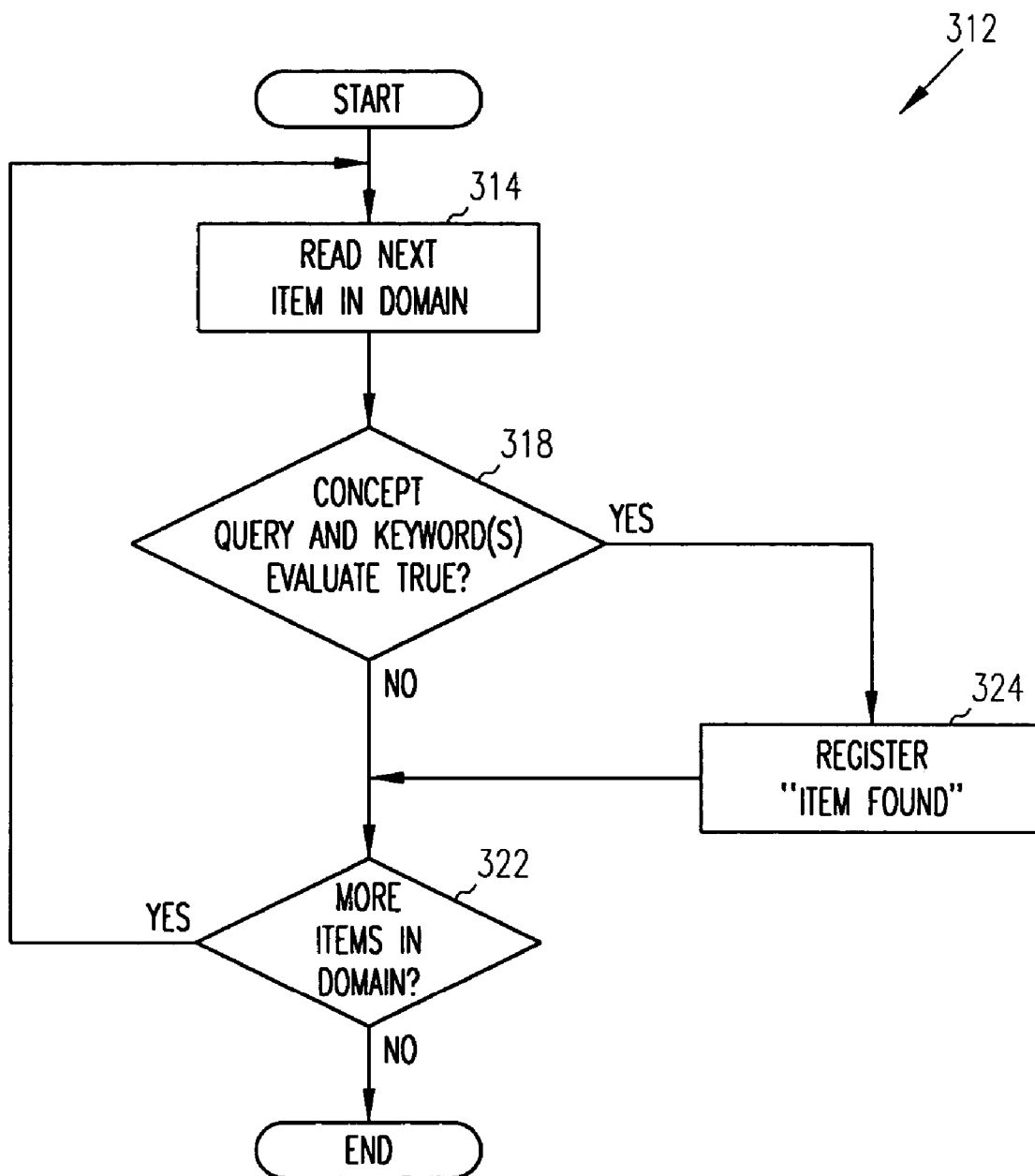


FIG. 21

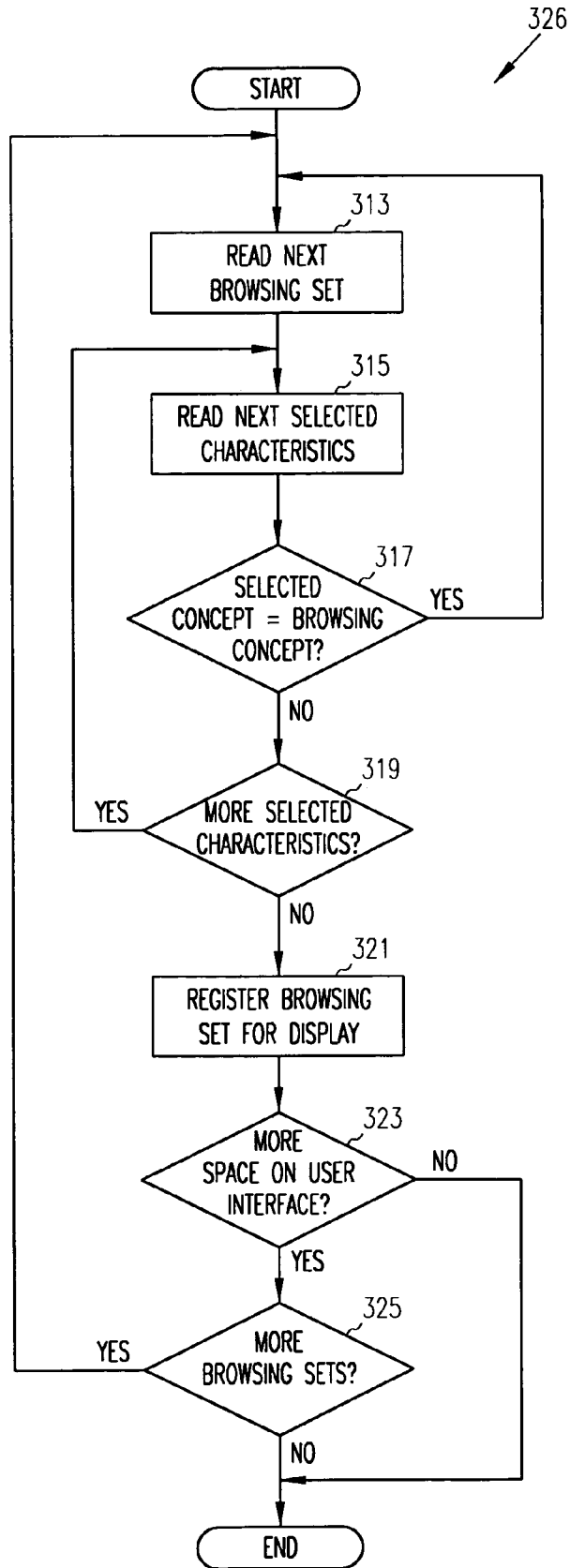


FIG. 22

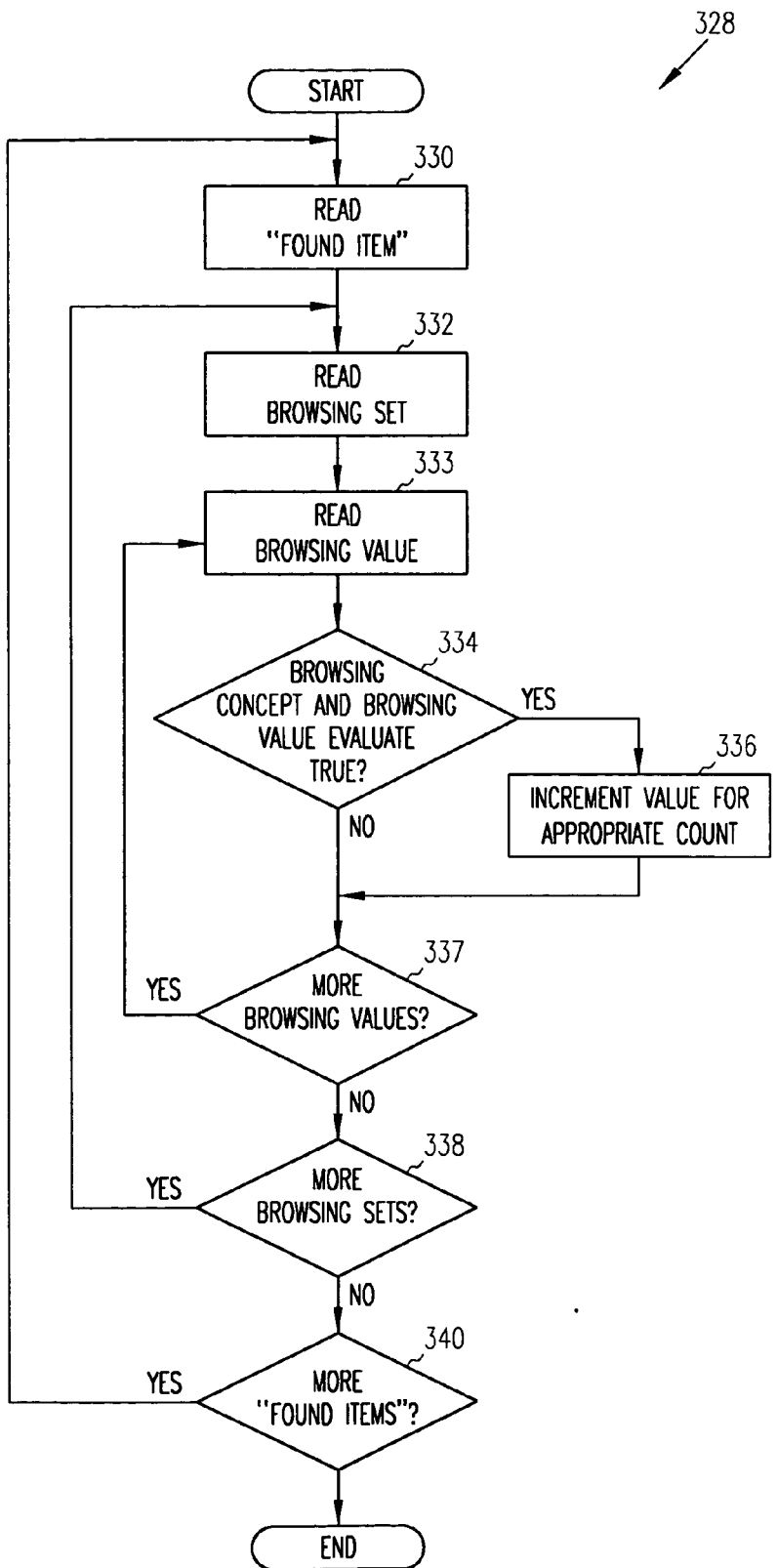


FIG. 23

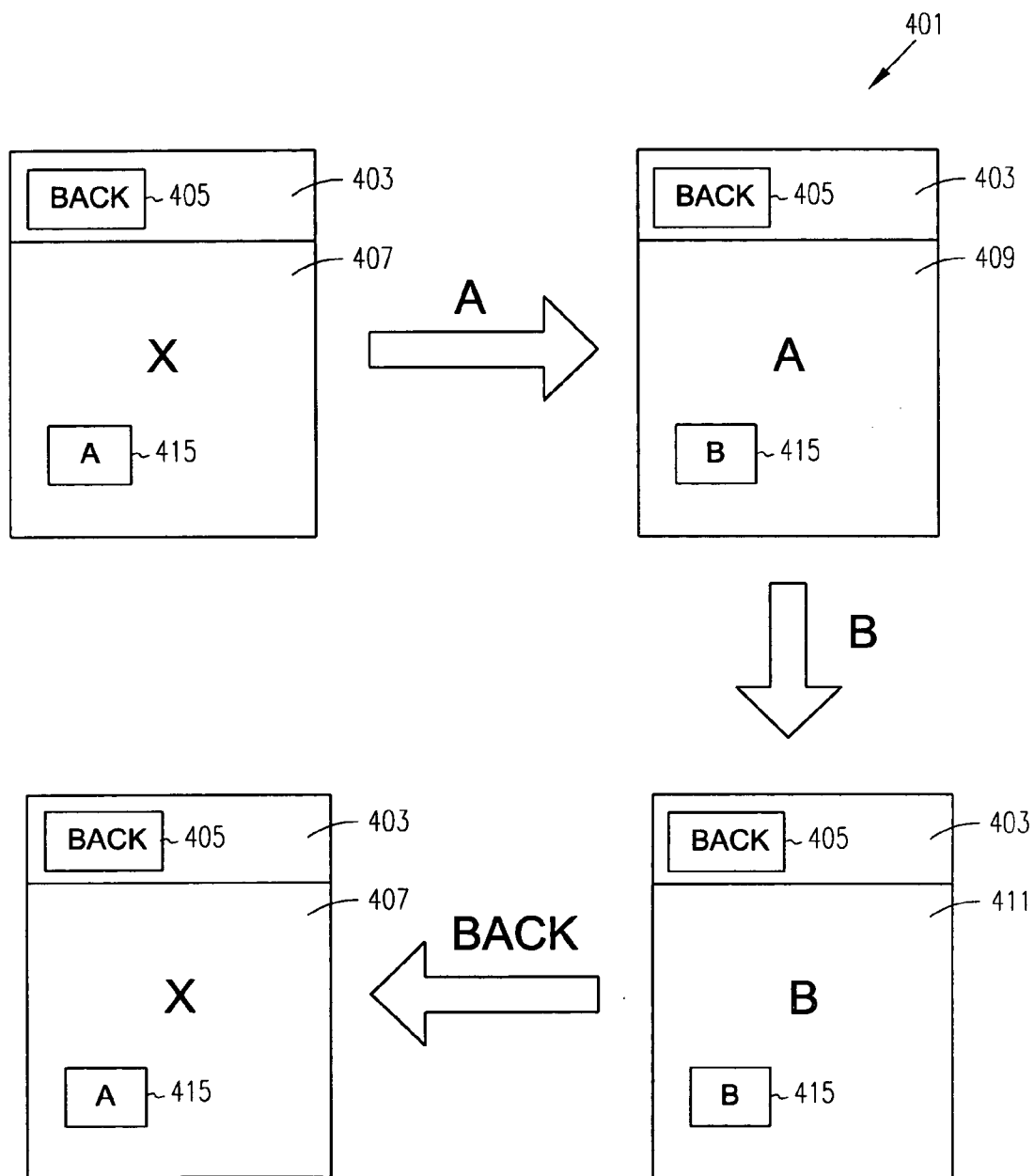


FIG. 24

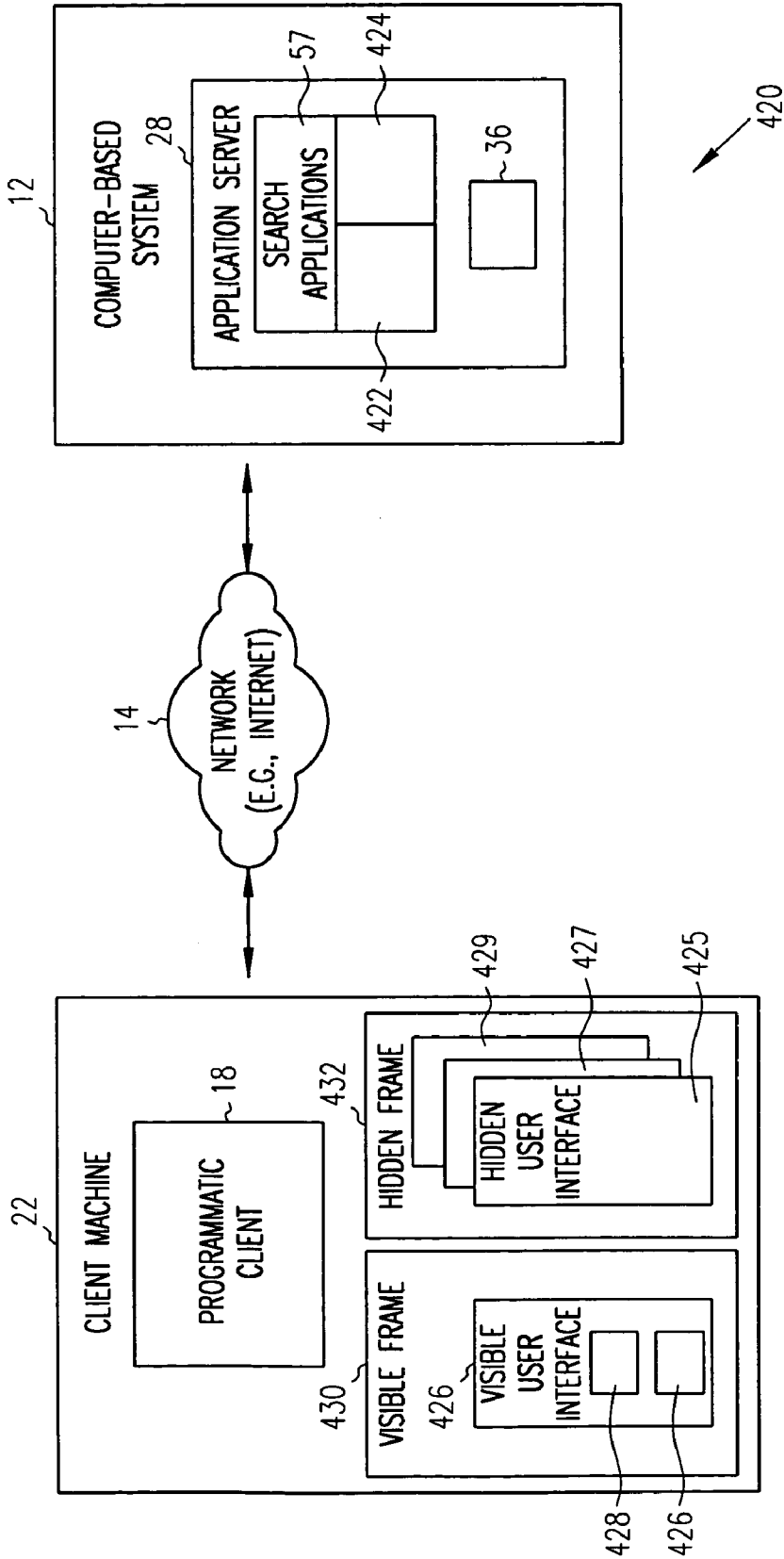


FIG. 25

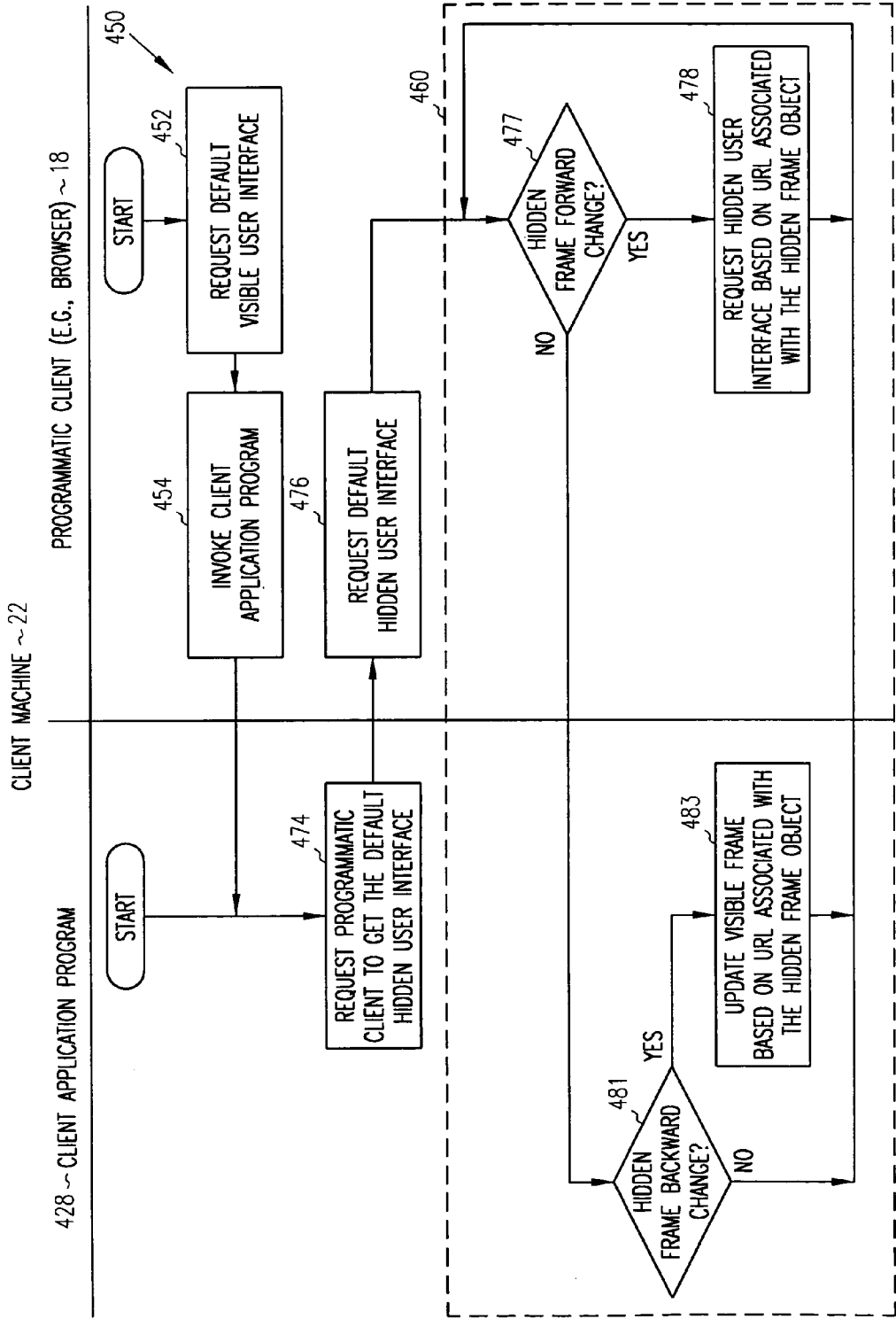


FIG. 27

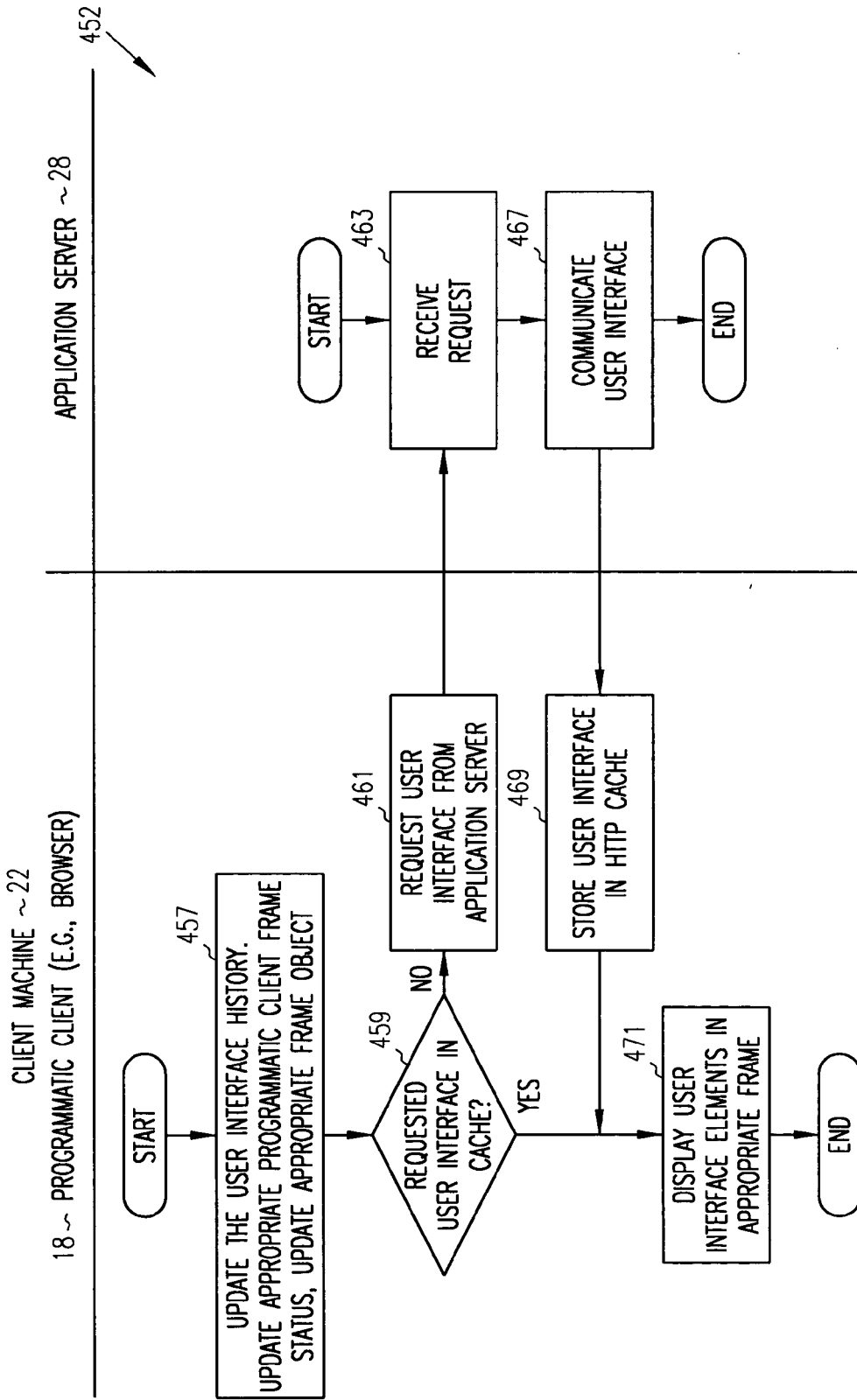


FIG. 28

CLIENT MACHINE ~ 22

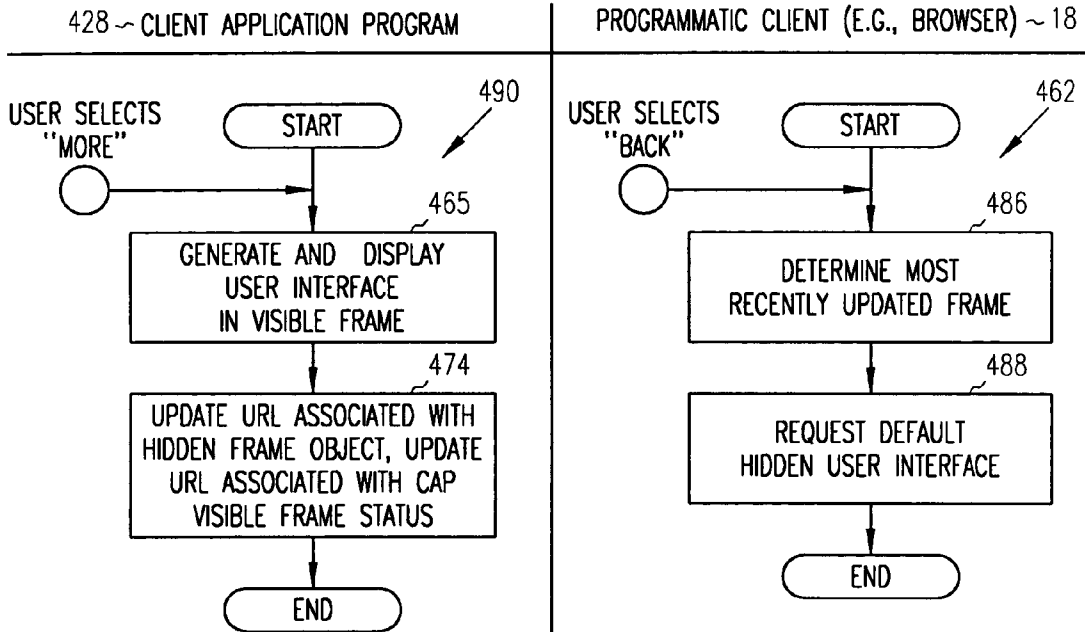


FIG. 29A

FIG. 29C

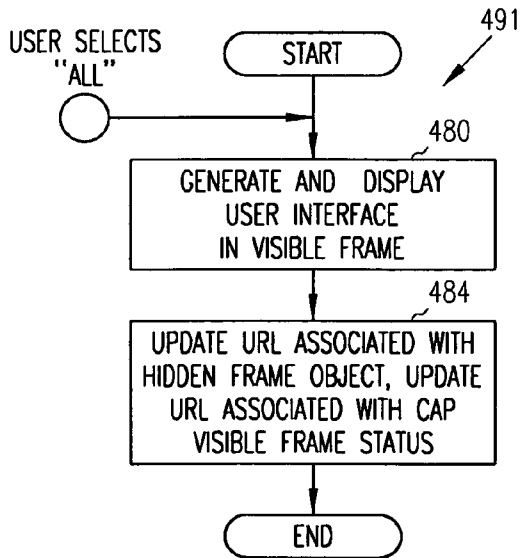


FIG. 29B

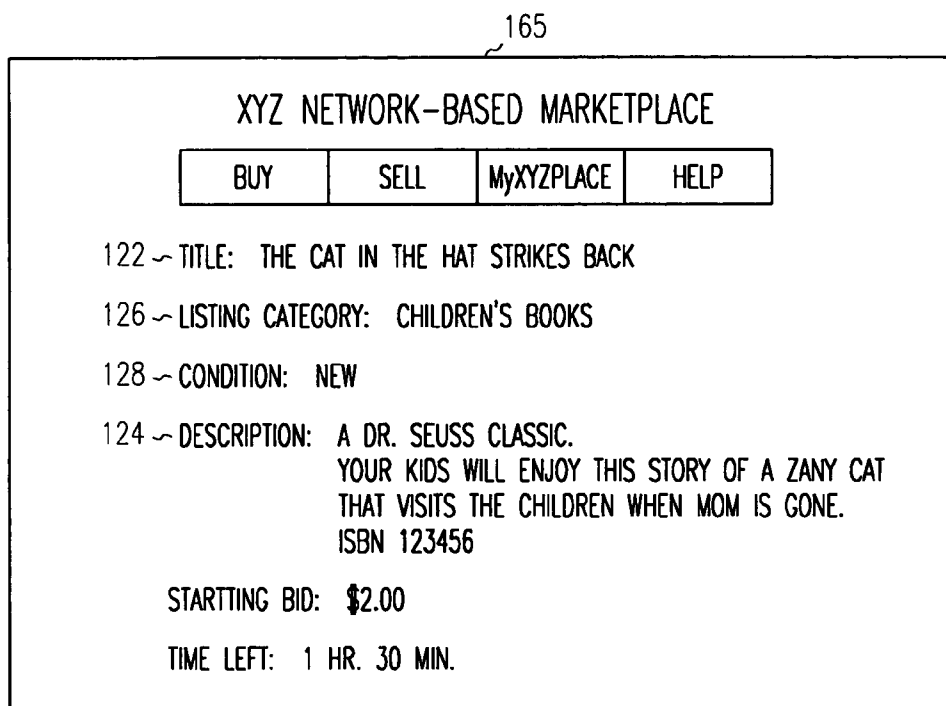


FIG. 30

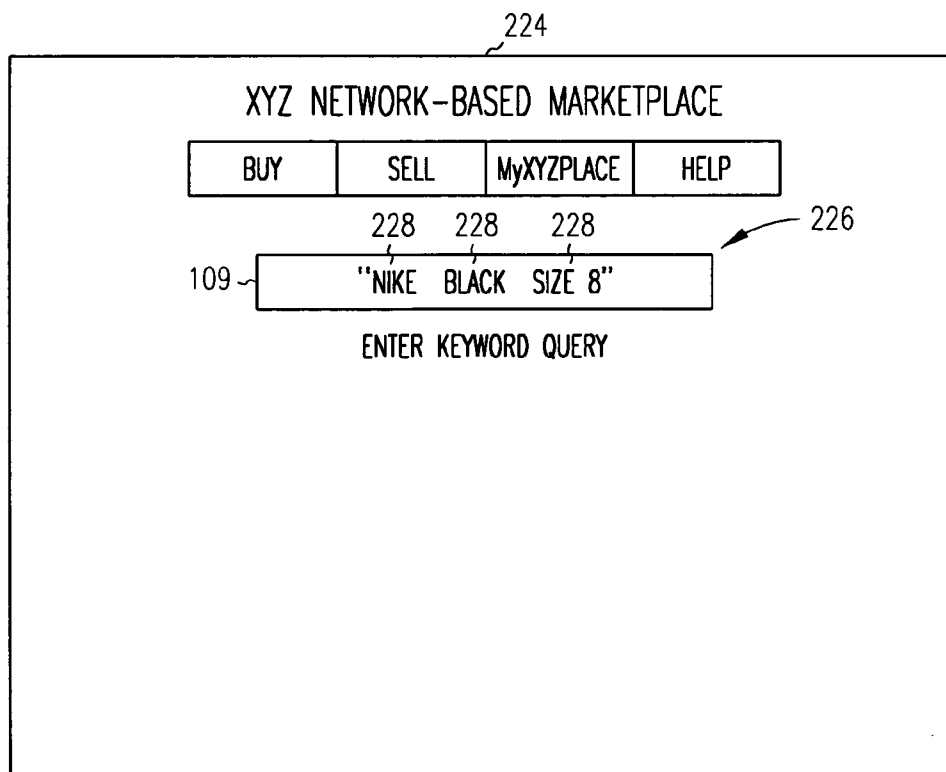


FIG. 31

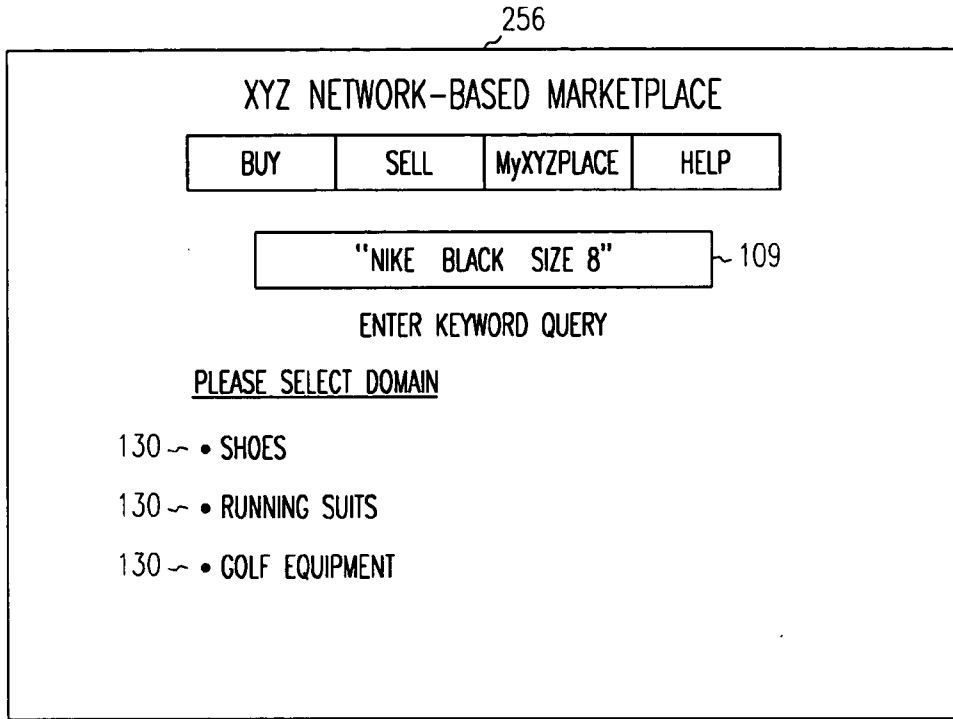


FIG. 32

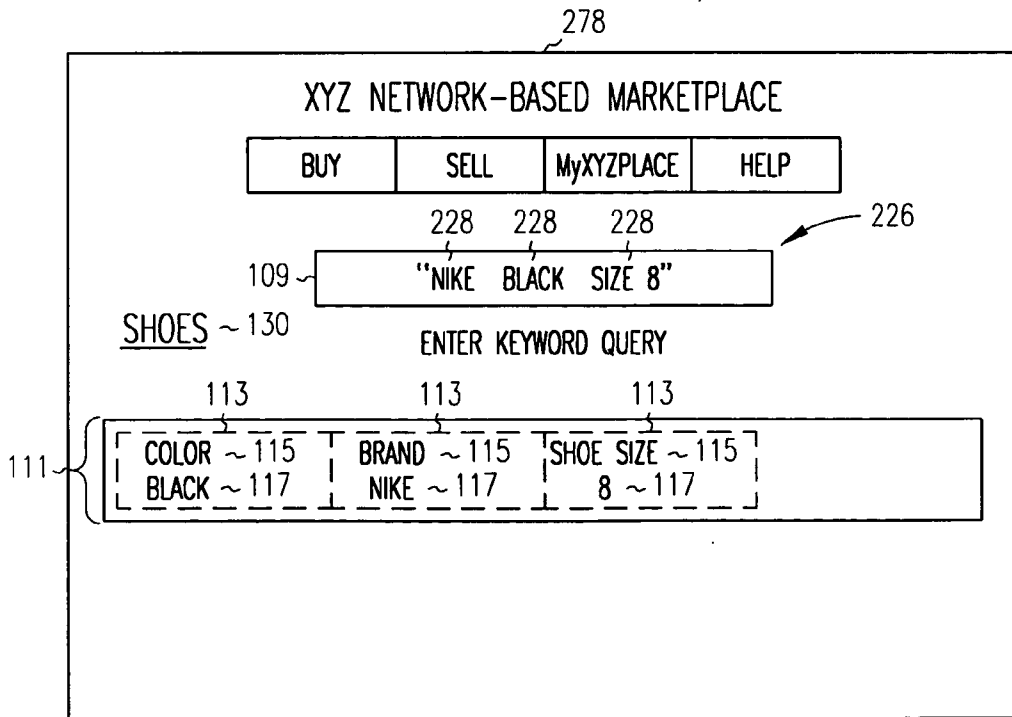


FIG. 33

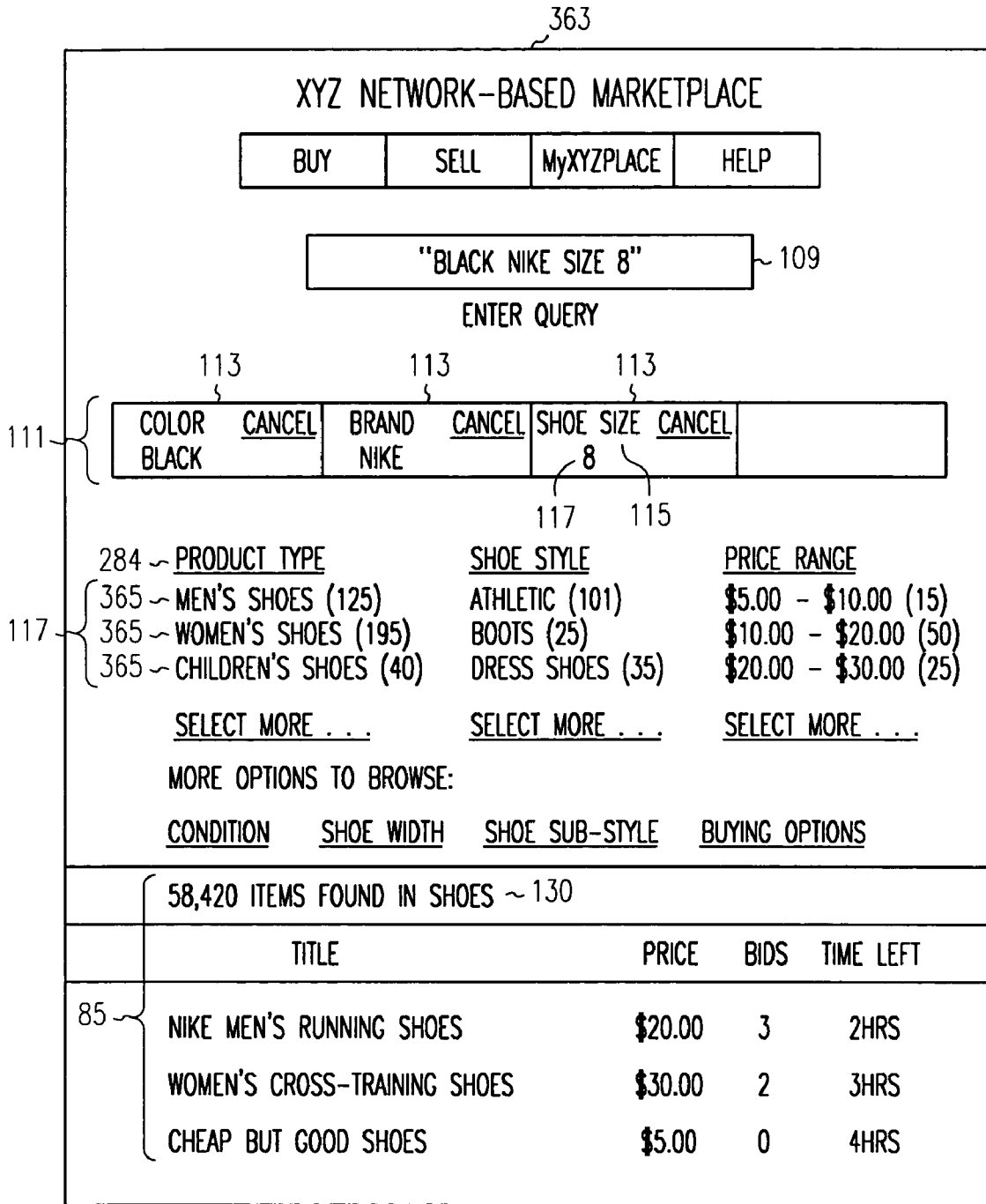


FIG. 34

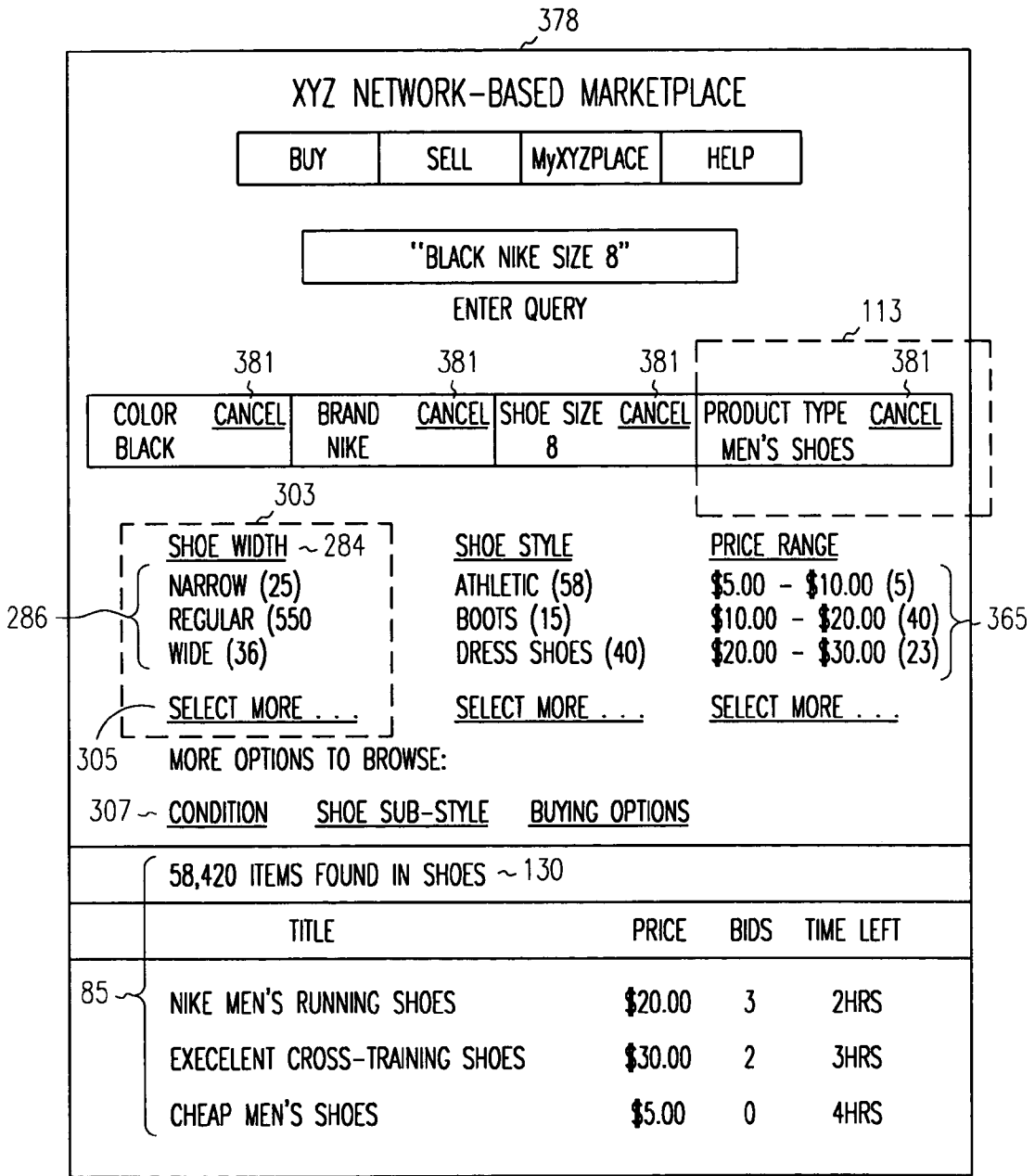


FIG. 35

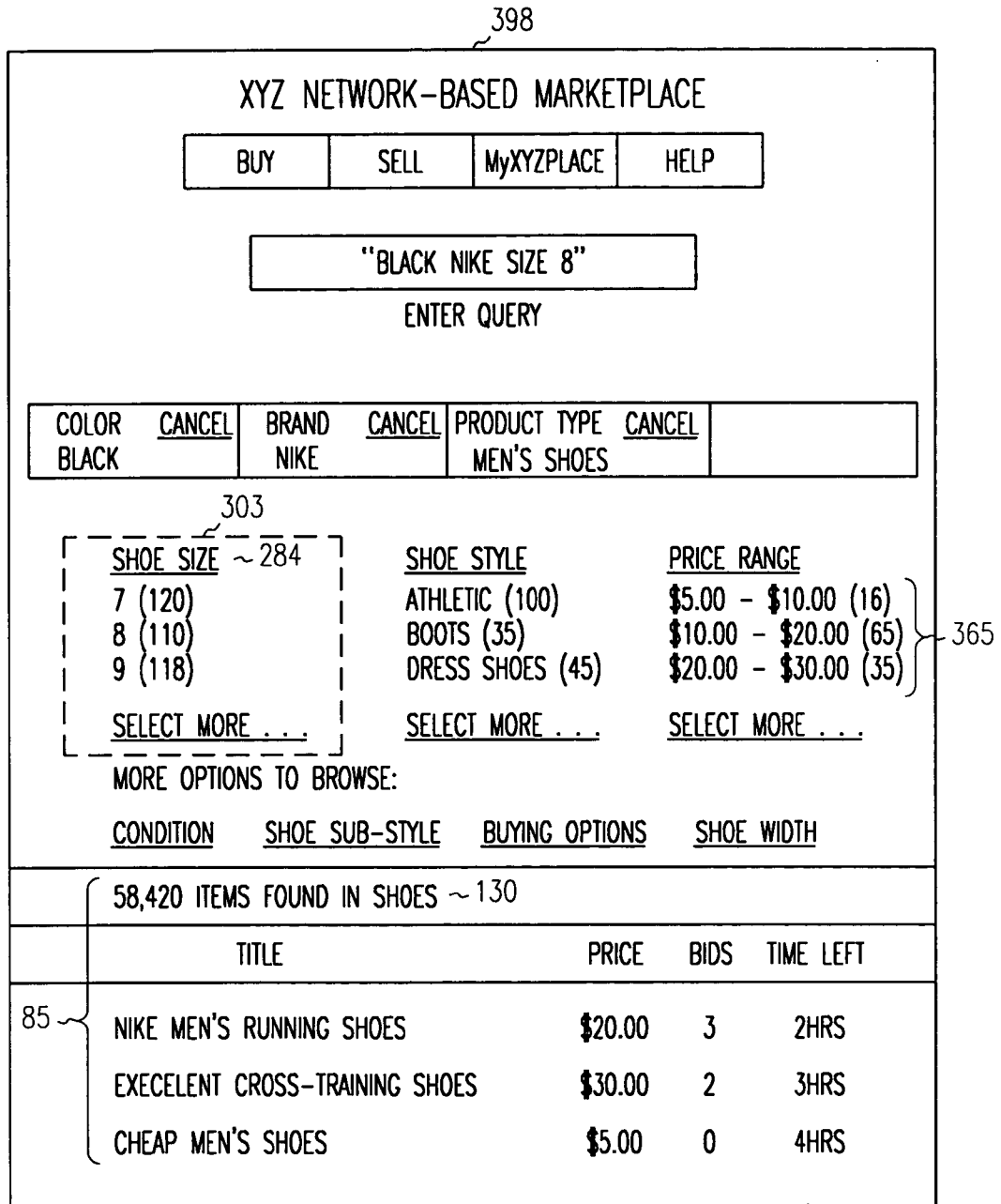


FIG. 36

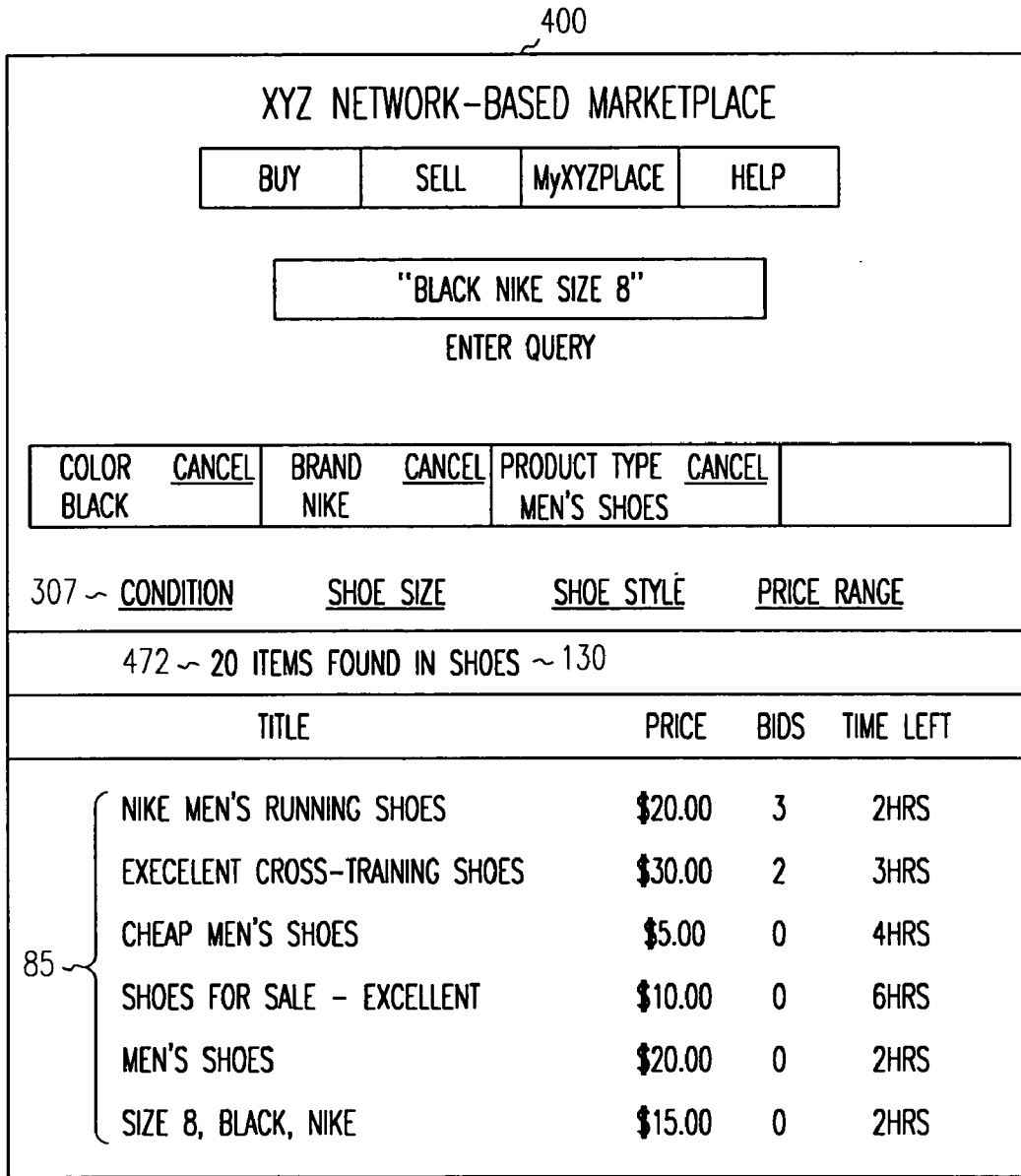


FIG. 37

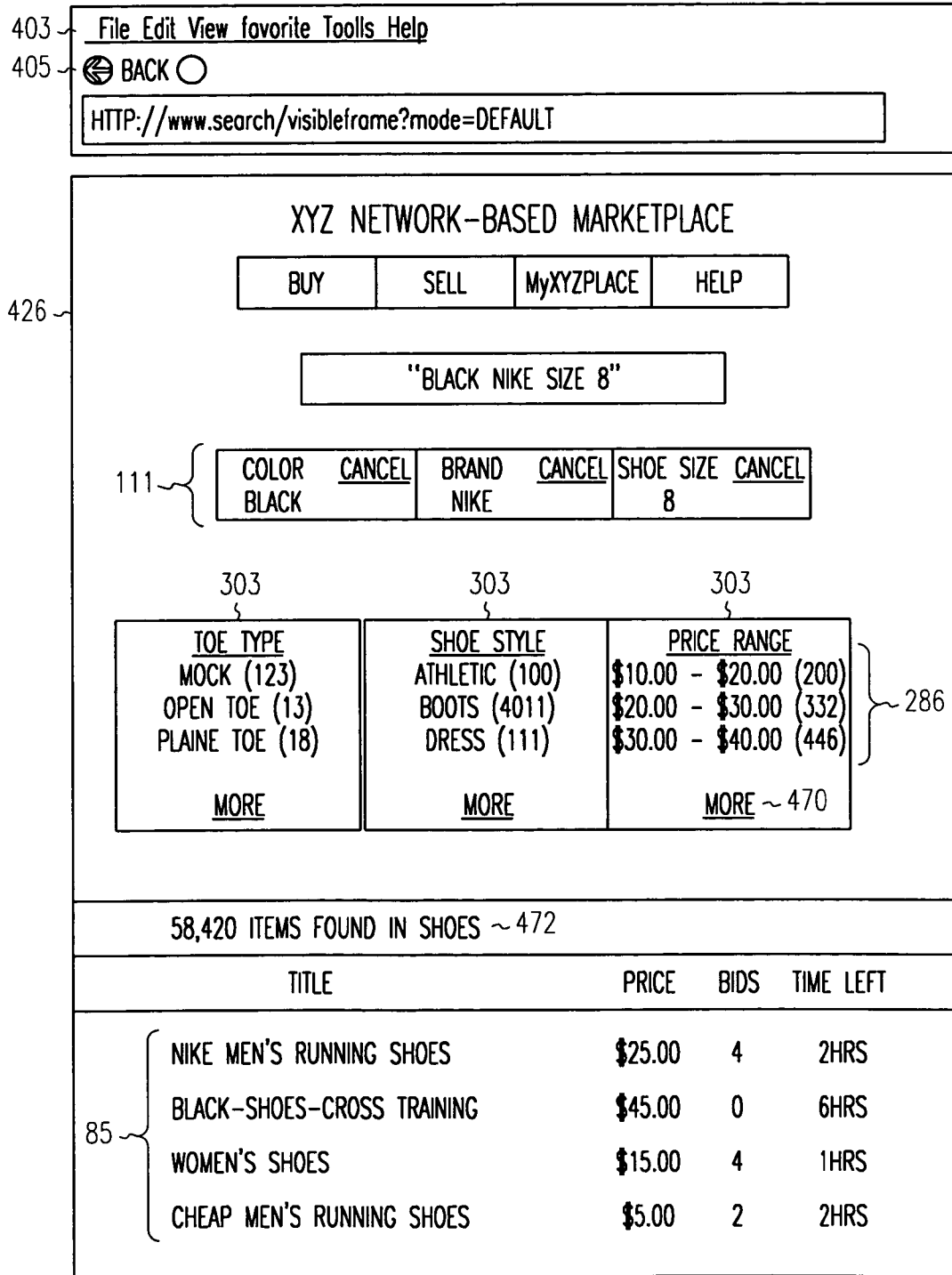


FIG. 38

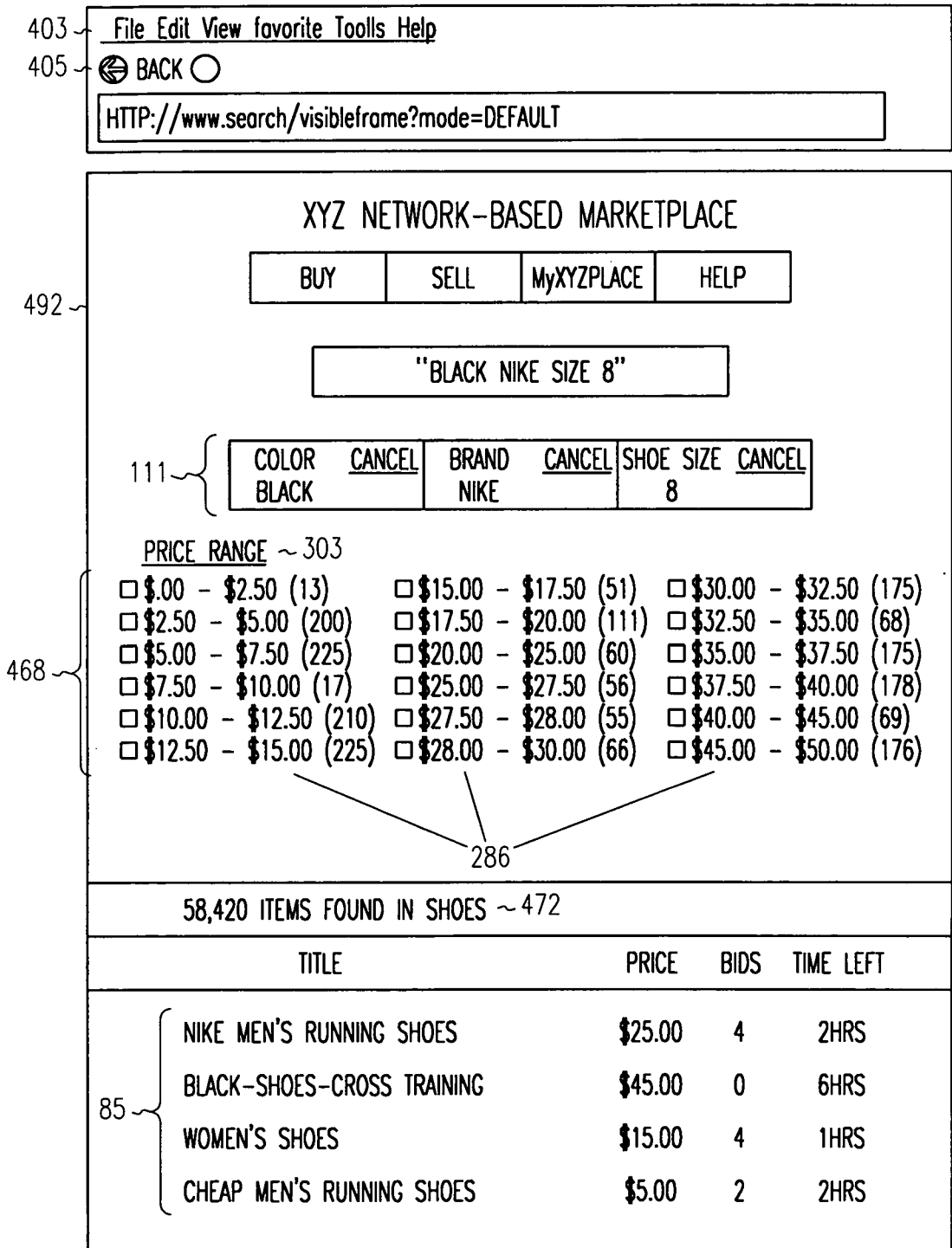


FIG. 40

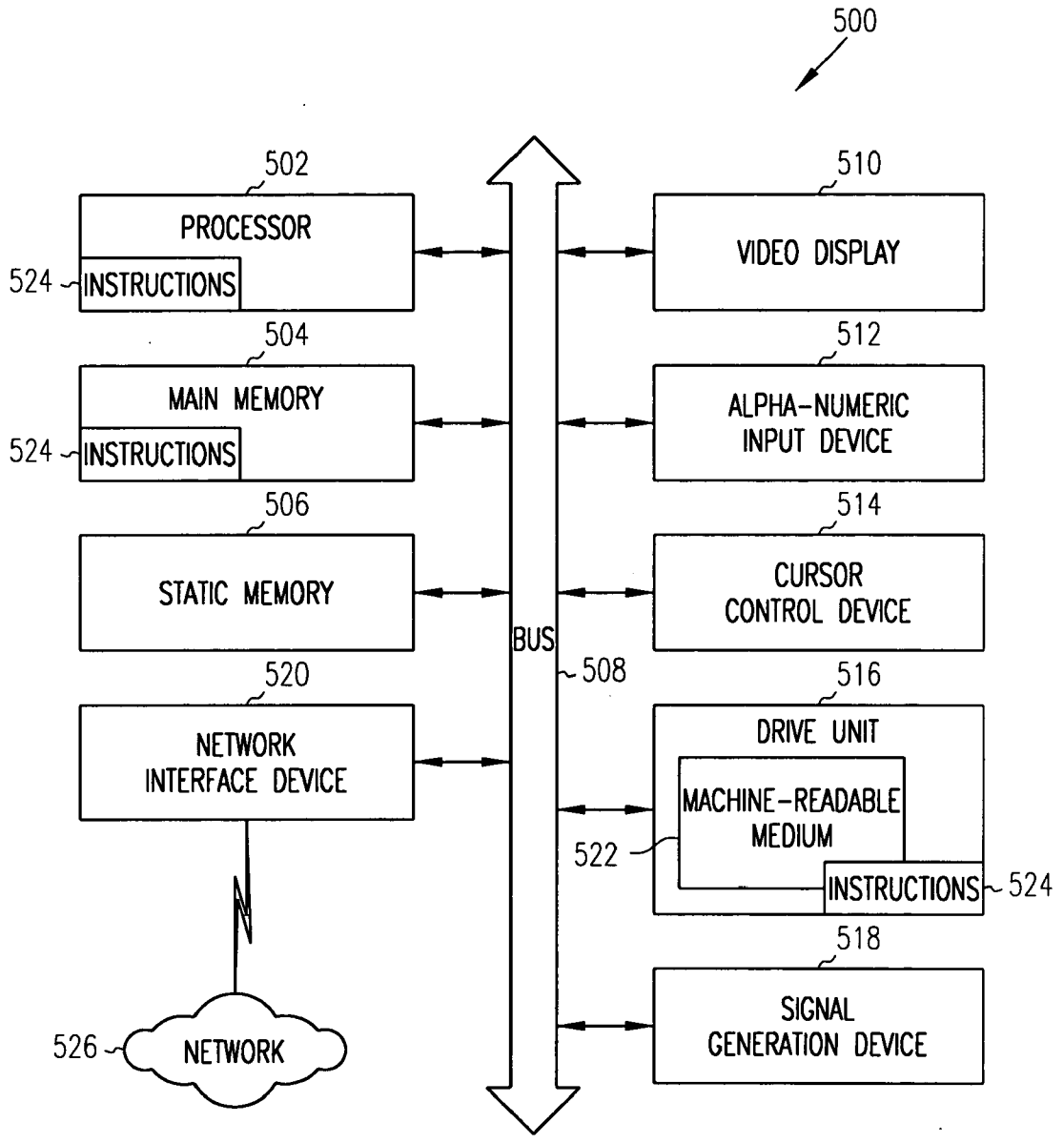


FIG. 41

METHODS AND SYSTEMS TO FACILITATE SEARCHING A DATA RESOURCE

RELATED APPLICATIONS

[0001] The present application claims the priority benefit of U.S. Provisional Application Ser. No. 60/666,549, filed Mar. 30, 2005, which is incorporated herein by reference.

TECHNICAL FIELD

[0002] This application relates generally to the technical field of data communication and, in one example embodiment, methods and system to facilitate searching a data resource.

BACKGROUND

[0003] A user, searching an information resource, for particular information may encounter challenges. One such challenge may be that a search mechanism (e.g., a search engine) that is utilized to search the information resource may fail to present information results to the user in which the user is interested. This may occur for a variety of reasons. One reason may be that the user and an author, for example, use different language to describe the same concept. For example, in the context of a network commerce system, an author of a listing (e.g., a seller) may list a pair of slippers as “ruby slippers” and a user (e.g., a potential buyer) may enter a keyword query to search for “red slippers.” This may be frustrating if indeed the user means “ruby slippers.” Another example may include a buyer that does not find a listing for “ruby slippers” because the buyer failed to look in the category where the seller had listed the “ruby slippers” (e.g., “footwear”). People do not always say what they mean or know how to find what they want.

[0004] Another problem may be that an information resource (e.g., the electronic marketplace) responds to the user’s search by presenting items to the user that the user is not interested in acquiring. For example, a user (e.g., a prospective buyer) may include the keyword “AK” to search for items and the electronic marketplace may return Ann Klein apparel (e.g., AK—sweater) and Russian made rifles (e.g., AK 47). The user is probably not interested in both types of items and would prefer a more precise response to his/her search.

[0005] It will be appreciated that the above problems may be exacerbated where an author (e.g., a seller) does not precisely author and document (e.g., identify the items to which a listing pertains). For example, sellers may list DVD players on the electronic marketplace. The manner which a particular DVD player is similar to (or different from) other DVD players may not be explicitly identified by a seller. These are important questions to answer because the electronic marketplace must determine which DVD players to present to a buyer based on the buyer’s query (e.g., keyword query or browsing selection). In contrast, some electronic marketplaces require the seller to precisely identify the item they are selling by requiring a product number (e.g., Universal Product Numbers, UPN) that uniquely identifies the product. These marketplaces have precise knowledge of their inventory and need only be concerned with understanding the meaning of the buyer’s query.

SUMMARY OF INVENTION

[0006] According to a first aspect there is provided a method to facilitate searching a data resource utilized by

sellers and buyers that transact items in a network-based marketplace. The method includes receiving information, from a seller, that is associated with an item; evaluating the information in real time with a rule that includes an expression and supplemental information; if the expression evaluates true, supplementing the information with the supplemental information; and storing the information and the supplemental information in the data resource, the evaluating, supplementing and storing performed in real time to facilitate a search of the information and the supplemental information in real time.

[0007] According to a second aspect there is provided a method to generate a query to search a data resource utilized by a seller and a buyer that transact an item in a network-based marketplace. The method includes receiving a keyword query, from a buyer, that includes at least one keyword; evaluating the at least one keyword with at least one rule that includes an expression and classification information; and if the expression evaluates true, including the classification information in the query, wherein the classification information is utilized to search supplemental information stored in the data resource, the supplemental information generated from information that is entered by the seller.

BRIEF DESCRIPTION OF THE DRAWINGS

[0008] Embodiments of the present invention are illustrated by way of example and not limitation in the figures of the accompanying drawings, in which like references indicate similar elements and in which:

[0009] **FIG. 1** is a block diagram illustrating a system, according to an embodiment, to search a data resource;

[0010] **FIG. 2** is a network diagram depicting a system, according to one embodiment, to search a data resource;

[0011] **FIG. 3** is a block diagram illustrating multiple applications that, in one example embodiment of the present invention, are provided as part of the computer-based system;

[0012] **FIG. 4** is a high-level entity-relationship diagram, illustrating various tables that are utilized by and support the network-based applications, according to an example embodiment of the present invention;

[0013] **FIG. 5** is a block diagram illustrating a system, according to an embodiment, facilitate a search of a data resource;

[0014] **FIG. 6** is a block diagram illustrating search applications and search related data structures, according to an embodiment, to classify an information item;

[0015] **FIG. 7** is a block diagram illustrating search metadata, according to an embodiment;

[0016] **FIG. 8** is a block diagram illustrating a method, according to an embodiment, to facilitate searching a data resource;

[0017] **FIG. 9** is a block diagram illustrating a method, according to an embodiment, to evaluate information with a classification rule;

[0018] **FIG. 10** is a block diagram illustrating a method, according to an embodiment, to evaluate information with an inference rule;

[0019] **FIG. 11** is a block diagram illustrating a system, according to an embodiment, to generate a query;

[0020] **FIG. 12** is a block diagram illustrating search applications and search metadata, according to an embodiment;

[0021] **FIG. 13** is a block diagram illustrating a method, according to an embodiment, to generate a query to search a data resource;

[0022] **FIG. 14** is a block diagram illustrating a method, according to an embodiment, to determine domains based on a keyword query;

[0023] **FIG. 15** is a block diagram illustrating a method, according to an embodiment, to determine selected characteristics based on a keyword query and a domain;

[0024] **FIG. 16** is a block diagram illustrating a system, according to an embodiment, to identify data items for browsing;

[0025] **FIG. 17** is a block diagram illustrating search applications and search metadata, according to an embodiment;

[0026] **FIG. 18** is a block diagram illustrating a classification engine, according to an embodiment;

[0027] **FIG. 19** is a block diagram illustrating a method, according to an embodiment, to identify data items for browsing;

[0028] **FIG. 20** is a block diagram illustrating a method to generate a user interface based on selected characteristics, according to an embodiment;

[0029] **FIG. 21** is a block diagram illustrating a method, according to an example embodiment, to determine a set of items based on selected characteristics;

[0030] **FIG. 22** is a block diagram illustrating a method, according to an embodiment, to determine browsing sets;

[0031] **FIG. 23** is a block diagram illustrating a method, according to an embodiment, to generate counts for browsing values;

[0032] **FIG. 24** is a block diagram illustrating user interfaces and browser controls, according to an embodiment;

[0033] **FIG. 25** is a block diagram illustrating a system, according to an embodiment, to process a browser back button;

[0034] **FIG. 26** is a block diagram further illustrating software components associated with the client machine, according to an embodiment;

[0035] **FIG. 27** is an interactive flow chart illustrating a method, according to an embodiment, to process a back button at a client machine;

[0036] **FIG. 28** is an interactive flow chart illustrating a method, according to an embodiment, to request a user interface;

[0037] **FIG. 29A** illustrate a method, according to an embodiment, to process a user selection of the "more" user interface element;

[0038] **FIG. 29B** illustrate a method, according to an embodiment, to process a user selection of the "ALL" user interface element;

[0039] **FIG. 29C** illustrate a method, according to an embodiment, to process a user selection of the back button;

[0040] **FIGS. 30-40** illustrate user interface screens, according to an example embodiment of the present invention; and

[0041] **FIG. 41** illustrates a diagrammatic representation of a machine in the example form of a computer system within which a set of instructions, for causing the machine to perform any one or more of the methodologies discussed herein, may be executed.

DETAILED DESCRIPTION

[0042] Methods and systems to facilitate searching a data resource are described. In the following description, for purposes of explanation, numerous specific details are set forth in order to provide a thorough understanding of the present invention. It will be evident, however, to one skilled in the art that the present invention may be practiced without these specific details.

[0043] According to a first aspect there is provided a method and system to facilitate searching of a data resource. The system receives information from a seller, that is associated with an item and evaluates the received information in real time with a rule that includes an expression (e.g., Boolean) and supplemental information. If the expression evaluates true, the system associates and stores, in real time, the supplemental information with the received information in a data resource. The supplemental information may include classification information and inferential information. The classification information may be utilized to structure the information according to concepts that may be later utilized to search the information. The inferential information be inferred from the received information (e.g., the color red may be inferred from the color ruby because ruby is a type of red) and may also be later utilized to search the information.

[0044] According to a second aspect there is provided a method and system to generate a query to search a data resource utilized by a seller and a buyer that transact an item in a network-based marketplace. The system receives a keyword query, from a buyer, and evaluates the keywords in the keyword query with a rule that includes an expression (e.g., Boolean) and classification information. If the expression evaluates true, then the system generates a concept query that corresponds to the keyword query and includes the classification information. The concept query may subsequently be used to search information in a data resource (e.g., query) that includes the classification information (e.g., according to the first aspect described above) that is generated from information that is entered by the seller.

[0045] According to a third aspect there is provided a method and system to enable a buyer to browse listings that are listed by sellers on a network-based marketplace. The system generates a user interface that displays a concept and multiple values that are associated with the concept. The system may receive two or more selections from the buyer that correspond to values that may be utilized to identify the listings on the network-based marketplace. For example, a

user interface for shoes may include brands (e.g., concept) and brand names including Nike, Reebok, Keds, etc. (e.g., values). The buyer may then select two or more brand names that are received by the system and utilized by the user interface to identify and display shoes that exhibit the selected values (e.g., Nike and Reebok) based on information entered by the seller.

[0046] According to a fourth aspect there is provided a method and system to cancel characteristics used to identify data listings that are listed by sellers on a network-based marketplace. The system communicates a set of characteristics, utilized to identify listings that may have been selected by a user to identify data items. The user may then cancel a characteristic other than a most recently selected characteristic. In response, the system may utilize the remaining characteristics to identify data items that are determined to exhibit the remaining characteristics based on an evaluation of information that is entered by the seller.

[0047] According to a fifth aspect there is provided a method and system to determine the size of an area associated with a user interface that is utilized to display data items to a user. The system receives a request for a user interface that includes two areas that are complementary in size. The system uses the first area to display data items and the second area to display browsing options that may be selected by the user to identify data items in a data source. The system automatically determines a size associated with the area to display data items by computing a number of data items that are to be displayed in the first area. If the number of data items to be displayed in the first area exceeds a predetermined threshold then the system decreases the area to display data items and increases the area associated with the browsing options. Accordingly, a high count of data items may trigger the generation of user interface that emphasizes browsing options that may be selected by the user to identify data items in a data source.

[0048] According to a sixth aspect there is provided a method and system to process a selection of a browser back button at a client computer. The system, at the client computer, receives a browser back button selection that is processed by a browser that retrieves a user interface that does not include displayable user interface elements. The identity of the retrieved user interface is monitored by a client application program (e.g., script, applet, etc.) that utilizes the identity of the requested user interface to identify a user interface that the user expects to be displayed responsive to selection of the back button.

Overview

[0049] FIG. 1 is a block diagram illustrating a computer-based system 11, according to an embodiment, to search a data resource. The system 11 is described to provide an example context for what follows. At operation 13, an author or publisher (e.g., a seller) enters information including information items (e.g., an item description) into a client computer. The client computer communicates the information to the system 11 (e.g., a computer-based system), where it is stored in a database. The item description (or listing) may include a title, a description, one or more listing categories, etc.

[0050] At operation 15, a classification engine determines a domain for the received information (e.g., whether the item

description relates to a shoe, toy, book, etc.), adds classification and inference tags to the received information and stores the classification tags and the inference tags with the received information in a data resource (e.g., memory, database, storage device, etc.). The classification engine determines a domain for the item by applying domain specific queries to the item. The classification engine may add classification tags to the received information responsive to the application of classification rules to the received information. For example, the classification engine may read “ruby” (e.g., item information) and respond by generating “color=ruby” (e.g., classification tag). Accordingly, the item information “ruby” is structured under the concept “color.” In addition, the classification engine may add inference tags responsive to the application of inference rules to the item information and the classification tags. For example, the classification engine may read “color=ruby” (e.g., classification tag) and respond by generating “color=red” (e.g., inference tag). Accordingly, the inference tag “color=red” adds information to the item information by inferring that “ruby” is a type of “red.”

[0051] At operation 17, a user enters a keyword query that is received by a client computer that communicates the keyword query to the computer-based system 11.

[0052] At operation 19, the keyword query is received and utilized by search applications to generate a domain and a conceptual query. For example the keyword query “Nike Black Size 8” may be utilized to generate the domain “shoes” and the conceptual query “Brand=Nike”, “Color=black”, Size=Size 8.”

[0053] At operation 21, the domain and the conceptual query are received by the classification engine and utilized to find information (e.g., item listings) for presentation to the buyer. Continuing with the present example, the classification engine may search for item listings in the domain “shoes” that includes classification tags or inference tags that match the conceptual query “Brand=Nike” or “Color=black” or Size=Size 8.”

[0054] At operation 23, the search applications may determine browsing sets to enable the user to further refine their search. A browsing set may include a browsing concept (e.g., Price Range) and multiple browsing values (e.g., \$1.00 to \$5.00, \$5.00 to \$10.00, \$10.00 to \$15.00). The user may select a browsing value which effectively specifies a browsing characteristic, a browsing concept—browsing value pair (e.g., Price Range—\$1.00-\$5.00). Accordingly, the search applications may determine multiple browsing characteristics that may be selected by the user.

[0055] At operation 25, the computer-based system 11 presents the concept query, the domain, the multiple browsing characteristics, and the list of items to the user.

Definitions

[0056] The word “value” in this document means numerical information or textual information or numerical information signifying textual information (e.g., 1=Red, 2=Blue, etc.) or textual information signifying numerical information or any combination thereof.

[0057] The phrase “real time” in this document means with little or no delay.

Platform Architecture

[0058] FIG. 2 is a network diagram depicting a system 10, according to one embodiment, having a client-server architecture. A computer-based system platform 12 (e.g., a computer-based system) provides server-side functionality, via a network 14 (e.g., the Internet) to one or more clients. FIG. 2 illustrates, for example, a web client 16 (e.g., a browser, such as the Internet Explorer browser developed by Microsoft Corporation of Redmond, Wash. State), and a programmatic client 18 executing on respective client machines 20 and 22.

[0059] Turning specifically to the computer-based system 12, an Application Program Interface (API) server 24 and a web server 26 are coupled to, and provide programmatic and web interfaces respectively to, one or more application servers 28. The application servers 28 host one or more applications 30. The application servers 28 are, in turn, shown to be coupled to one or more databases servers 34 that facilitate access to one or more databases 36. The computer-based system 12 is further shown to include an administrator 33 may enter metadata (e.g., search metadata) that may be stored via the database servers 34 in the database 36.

[0060] The applications 30 provide a number of commerce functions and services to users that access the computer-based system 12.

[0061] Further, while the system 10 shown in FIG. 2 employs a client-server architecture, the aspects described in this application of course are not limited to such an architecture, and could equally well find application in a distributed, or peer-to-peer, architecture system. The various applications 30 and 32 could also be implemented as standalone software programs, which do not necessarily have networking capabilities.

[0062] The web client 16, it will be appreciated, accesses the various applications 30 via the web interface supported by the web server 26. Similarly, the programmatic client 18 accesses the various services and functions provided by the applications 30 via the programmatic interface provided by the API server 24. The programmatic client 18 may, for example, be a seller application (e.g., the TurboLister application developed by eBay Inc., of San Jose, Calif.) to enable sellers to author and manage listings on the computer-based system 12 in an off-line manner, and to perform batch-mode communications between the programmatic client 18 and the computer-based system 12.

[0063] FIG. 2 also illustrates a third party application 38, executing on a third party server machine 40, as having programmatic access to the computer-based system 12 via the programmatic interface provided by the API server 24. For example, the third party application 38 may, utilizing information retrieved from the computer-based system 12, support one or more features or functions on a website hosted by the third party. The third party website may, for example, provide one or more promotional, commerce or payment functions that are supported by the relevant applications of the computer-based system 12.

Applications

[0064] FIG. 3 is a block diagram illustrating multiple applications 30 that, in one example embodiment, are provided as part of the computer-based system 12. In an

exemplary embodiment in which the computer-based system may support a network-based marketplace, the computer-based system 12 may provide a number of listing and price-setting mechanisms whereby a seller may list goods or services for sale, a buyer can express interest in or indicate a desire to purchase such goods or services, and a price can be set for a transaction pertaining to the goods or services. To this end, the applications 30 are shown to include one or more auction applications 44 which support auction-format listing and price setting mechanisms (e.g., English, Dutch, Vickrey, Chinese, Double, Reverse auctions etc.). The various auction applications 44 may also provide a number of features in support of such auction-format listings, such as a reserve price feature whereby a seller may specify a reserve price in connection with a listing and a proxy-bidding feature whereby a bidder may invoke automated proxy bidding.

[0065] A number of fixed-price applications 46 support fixed-price listing formats (e.g., the traditional classified advertisement-type listing or a catalogue listing) and buy-out-type listings. Specifically, buyout-type listings (e.g., including the Buy-It-Now (BIN) technology developed by eBay Inc., of San Jose, Calif.) may be offered in conjunction with an auction-format listing, and allow a buyer to purchase goods or services, which are also being offered for sale via an auction, for a fixed-price that is typically higher than the starting price of the auction.

[0066] Store applications 48 allow sellers to group their listings within a "virtual" store, which may be branded and otherwise personalized by and for the sellers. Such a virtual store may also offer promotions, incentives and features that are specific and personalized to a relevant seller.

[0067] Reputation applications 50 allow parties that transact utilizing the computer-based system 12 to establish, build and maintain reputations, which may be made available and published to potential trading partners. Consider that where, for example, the computer-based system 12 supports person-to-person trading, users may have no history or other reference information whereby the trustworthiness and credibility of potential trading partners may be assessed. The reputation applications 50 allow a user, for example through feedback provided by other transaction partners, to establish a reputation within the computer-based system 12 over time. Other potential trading partners may then reference such a reputation for the purposes of assessing credibility and trustworthiness.

[0068] Personalization applications 52 allow users of the computer-based system 12 to personalize various aspects of their interactions with the computer-based system 12. For example a user may, utilizing an appropriate personalization application 52, create a personalized reference page at which information regarding transactions to which the user is (or has been) a party may be viewed. Further, a personalization application 52 may enable a user to personalize listings and other aspects of their interactions with the computer-based system 12 and other parties.

[0069] In one embodiment, the computer-based system 12 may support a number of commerce systems that are customized, for example, for specific geographic regions. A version of the computer-based system 12 may be customized for the United Kingdom, whereas another version of the computer-based system 12 may be customized for the

United States. Each of these versions may operate as an independent commerce system, or may be customized (or internationalized) presentations of a common underlying commerce system.

[0070] Navigation and such of a service (e.g., the network-based marketplace) supported by the computer-based system 12 may be facilitated by one or more search applications 57. For example, the search applications 57 may enable the classification of information (e.g., item listings) published via the computer-based system 12, and may also enable the subsequent searching of the items with keyword queries, concept queries, and multi-path browsing.

[0071] In order to make information, available via the computer-based system 12, as visually informing and attractive as possible, the applications 30 may include one or more imaging applications 58 utilizing which users may upload images for inclusion within listings. An imaging application 58 also operates to incorporate images within viewed information. The imaging applications 58 may also support one or more promotional features, such as image galleries that are presented to potential buyers. For example, sellers may pay an additional fee to have an image included within a gallery of images for promoted item information.

[0072] Authoring/publishing applications, in the example form of the listing creation applications 60, allow authors/publishers sellers conveniently to author information (e.g., listings pertaining to goods or services that they wish to transact via the computer-based system 12), and application management applications (e.g., listing management applications 62) allow authors/publishers to manage such published information. For example, where a particular seller has authored and/or published a large number of listings, the management of such listings may present a challenge. The listing management applications 62 provide a number of features (e.g., auto-relisting, inventory level monitors, etc.) to assist the seller in managing such listings. One or more post-listing management applications 64 also assist sellers with a number of activities that typically occur post-listing. For example, upon completion of an auction facilitated by one or more auction applications 44, a buyer may wish to leave feedback regarding a particular seller. To this end, a post-listing management application 64 may provide an interface to one or more reputation applications 50, so as to allow the buyer conveniently to provide feedback regarding a seller to the reputation applications 50. Feedback may take the form of a review that is registered as a positive comment, a neutral comment or a negative comment. Further, points may be associated with each form of comment (e.g., +1 point for each positive comment, 0 for each neutral comment, and -1 for each negative comment) and summed to generate a rating for the seller.

[0073] Dispute resolution applications 66 provide mechanisms whereby disputes arising between transacting parties may be resolved. For example, the dispute resolution applications 66 may provide guided procedures whereby the parties are guided through a number of steps in an attempt to settle a dispute. In the event that the dispute cannot be settled via the guided procedures, the dispute may be escalated to a third party mediator or arbitrator.

[0074] A number of outlying behavior applications 68 implement various fraud detection and prevention mechanisms to reduce the occurrence of fraud within the computer-

based system 12, and customer segmentation mechanisms to identify and classify high value users.

[0075] Messaging applications 70 are responsible for the generation and delivery of messages to users of the computer-based system 12, such messages for example advising users regarding the status of listings at the computer-based system 12 (e.g., providing "outbid" notices to bidders during an auction process or to provide promotional and merchandising information to users).

[0076] Merchandising applications 72 support various merchandising functions that are made available to sellers to enable sellers to increase sales via the computer-based system 12. The merchandising applications 72 also operate the various merchandising features that may be invoked by sellers, and may monitor and track the success of merchandising strategies employed by sellers.

[0077] The computer-based system 12 itself, or one or more parties that transact via the computer-based system 12, may operate loyalty programs that are supported by one or more loyalty/promotions applications 74. For example, a buyer may earn loyalty or promotions points for each transaction established and/or concluded with a particular seller, and be offered a reward for which accumulated loyalty points can be redeemed.

Data Structures

[0078] FIG. 4 is a high-level entity-relationship diagram, illustrating various tables 90 that may be maintained within the databases 36, and that are utilized by and support the applications 30. While the example embodiment of the present invention is described as being at least partially implemented utilizing a relational database, other embodiments may utilize other database-architectures (e.g., an object-oriented database schema) or data organization structures.

[0079] A user table 92 contains a record for each registered user of the computer-based system 12, and may include identifier, address and financial instrument information pertaining to each such registered user. In one embodiment, a user may operate as an author/publisher (e.g., seller) and information consumer (e.g., a buyer), or both, within the computer-based system 12. In one example embodiment of the present invention, a buyer may be a user that has accumulated value (e.g., commercial or proprietary currency), and is then able to exchange the accumulated value for items that are offered for sale by the computer-based system 12.

[0080] The tables 90 also include an items table 94 in which are maintained item records for goods and services (e.g., items) that are available to be, or have been, transacted via the computer-based system 12. Each item record within the items table 94 may furthermore be linked to one or more user records within the user table 92, so as to associate a seller and one or more actual or potential buyers with each item record.

[0081] A search metadata table 152 includes search metadata to classify item information and search information (e.g., classification rules and inference rules) and to display browsing characteristics (e.g., display instructions).

[0082] A transaction table 96 contains a record for each transaction (e.g., a purchase transaction) pertaining to items for which records exist within the items table 94.

[0083] An order table 98 is populated with order records, each order record being associated with an order. Each order, in turn, may be with respect to one or more transactions for which records exist within the transactions table 96.

[0084] Bid records within a bids table 100 each relate to a bid received at the computer-based system 12 in connection with an auction-format listing supported by an auction application 44. A feedback table 102 is utilized by one or more reputation applications 50, in one example embodiment, to construct and maintain reputation information concerning users. A history table 104 maintains a history of transactions to which a user has been a party. One or more attributes tables including an item attributes table 105 that records attribute information pertaining to items for which records exist within the items table 94 and a user attributes table 106 that records attribute information pertaining to users for which records exist within the user table 92.

Searching a Data Resource

[0085] FIG. 5 is a block diagram illustrating a system 81, according to an embodiment, to facilitate a search of a data resource. The system 81 is described to provide an example overview for what follows. The system 81 includes a classification engine 83, classification rules 89, and inference rules 91. The classification engine 83 is shown to receive an information (e.g., an item listing 85) from an author/publisher (e.g., a seller 87), generate a tagged item information 93 (e.g., a tagged item listing 93) that includes classification tags 97, inference tags 99 and store the tagged item information 93 in the classification engine 83. The classification engine 83 utilizes the classification rules 89 and the inference rules 91 to generate and apply the classification tags 97 and the inference tags 99 to the information.

[0086] FIG. 6 is a block diagram illustrating search applications 57 and search related data structures, according to an embodiment, to classify information (e.g., item information). The search applications 57 include a receiving module 422 and a classification engine 83. The receiving module 422 may receive information or information items (e.g., item information 120) that may have been entered by a user (e.g., a seller) from a client machine. The receiving module 422 may add catalog information to the item information 120, store the item information 120 in a database and communicates the item information 120 to the classification engine 83. The classification engine 83 includes a processing module 116, a rule application module 118 and tagged information (e.g., tagged item information 93). The tagged item information 93 includes item information 120 and item classification information 131.

[0087] The processing module 116 associates one or more domains 130 with the item information 120 and generates a set of item classification information 131 for each domain 130. Finally, the processing module 116 stores the item information 120, item classification information 131, and domains 130 in the classification engine 83.

[0088] The rule application module 118 applies classification rules and inference rules to generate classification tags 97 and/or inference tags 99 tags that are stored in the item classification information 131.

[0089] The item information 120 includes a title 122, a description 124, one or more listing categories 126, one or more optional item specifics 128, price information 101,

selling format 103, payment method 121, shipping information 123, item location 125, buyer requirements 127, and miscellaneous information 145. The title 122 may include information in the form of alphanumeric strings that are entered by the user to provide a title for the item information 120. The description 124 may include information in the form of alphanumeric strings, pictures (e.g., JPEG, MPEG, etc.), illustrations, etc. The listing category 126 may include one or more listing categories selected by the user within which to list the item information 120 on the computer-based system 12. The item specific 128 is shown to include an attribute 132 and a value 134. The value 134 may be entered by a user from a pull down menu. For instance, item information 120 relating to a "shoe" may be associated with an item specific 128 "brand" that includes a pull down menu that lists different values 134 that correspond to brands of shoe manufacturers (e.g., Reebok, Nike, etc.). The price information 101 may include a starting price for an auction, an optional reserve price for an auction (e.g., a price below which the seller refuses to sell their item), a price for which the seller will immediately sell the item (e.g., a buyout-type listing), or other pricing related information. The selling format 103 may include information that specifies how the item is to be sold (e.g., a fixed-price selling format, an auction-format, auction types including English, Dutch, Vickery, Chinese, Double, Reverse auctions, etc.), the duration of time the item may be available for sale or for auction, and other selling format information. The payment method 121 may include information that specifies payment method(s) the seller will accept (e.g., payment service(s), credit card(s), checks, money orders, etc.). The shipping information 123 may include information that specifies the sellers shipping terms (e.g., who pays, locations the seller may or may not ship the item, etc.). The item location 125 may include information that specifies the physical location from which the item may be shipped or picked up. The buyer requirements 127 may include information that specifies which buyers are blocked from bidding on or purchasing the listed item based on criteria such as whether the buyer utilizes a specific payment service, whether the buyer utilizes a specific credit card, whether the buyer is registered in a specific country, the buyers reputation (e.g., the buyer has a feedback score of 1, 2, 3, or lower, the buyer has been identified as purchasing or winning an item in an auction and not paying for the item) and other related information.

[0090] The received information (e.g., item information 120) is supplemented with supplemental information (e.g., item classification information 131). Instances of item classification information 131 may include a domain 130, classification tags 97, and inference tags 99. Example domains 130 may include, "shoes", "toys", "books", etc. Each classification tag 97 may include a tagged concept 136 and a tagged value 138. For example, an example tagged concept 136 for the domain 130 "shoes" may include "brand" and corresponding example tagged values 138 may include "Nike", "Reebok" and "Adidas." Adding classification tags 97 to the tagged item information 93 structures the item information 120 and, in one embodiment, enables a conceptual search of the item information 120 (e.g., from the point of view of the buyer, in the language of a buyer, etc.).

[0091] Each inference tag 99 may include an inference concept 141 and an inference value 143 (e.g., inferential information). The inference tag 99 may be added to the item classification information 131 based on the item information

120 or the classification tags **97**. For example, the classification engine **83** may infer from item information **120** that a glass item made by Corning has a “region of origin” in the United States because Corning makes glass in the United States, (e.g., inference concept **141**=“region of origin”, inference value **143**=“North America”). It should also be appreciated that an inference tag **99** may be utilized to broaden a tagged concept **136** or tagged value **138** and thereby bring users (e.g., a buyer or seller) together that may not otherwise be speaking the same language even though they share a common interest in information (e.g., an item listing described by the item information **120**). For example, a seller may describe an item within the item information **120** as being “ruby slippers”. However, the buyer may be searching for “red slippers.” In this instance the classification engine **83** may add an inference tag **99** with the inference concept **141** “color” and the inference value **143** “red” based on a classification tag **97** with a tagged concept **136** “color” and a tagged value **138** “ruby.”

[0092] **FIG. 7** is a block diagram illustrating search metadata **152**, according to an embodiment. The search metadata **152** is shown to include an entry for each domain **130** that may be defined in the computer-based system **12**. Each domain **130** is associated with a set of classification rules **89**, a set of inference rules **91** and a domain query **158**. Each classification rule **89** includes a classification clause **133** that may include an expression (e.g., Boolean) and a classification predicate **135** that may be executed if the classification clause **133** evaluates TRUE. The classification predicate **135** is shown to include a classification concept **140** and a classification value **142** (e.g., classification information), as previously described. The classification rule **89** may be utilized by the classification engine **83** to apply a classification tag **97** (e.g., classification concept **140** and a classification value **142**). For example, the classification engine **83** may search the item information **120** based on the classification clause **133** and, if the classification clause **133** evaluates TRUE (e.g., if title contains “ruby”), the classification engine **83** may then execute the classification predicate **135**. In present example, the classification predicate **135** tags the corresponding item information **120** with the classification concept **140** and a classification value **142** (e.g., color=ruby). Henceforth the classification concept **140** and the classification value **142** may respectively be referred to as the tagged concept **136** and the tagged value **138** (e.g., color=ruby) with regard to the tagged item information **93**.

[0093] Each inference rule **91** includes an inference clause **137** that may include an expression (e.g., Boolean) and an inference predicate **139** that may be executed if the inference clause **137** evaluates TRUE. The inference predicate **139** is shown to include an inference concept **141** and an inference value **143** (e.g., inferential information), as previously described. The inference rule **91** may be utilized by the classification engine **83** to apply an inference tag **99** (e.g., inference concept **141** and an inference value **143**). For example, the classification engine **83** may evaluate the item information **120** and classification tags **97** by utilizing inference clause **137**. If the inference clause **137** evaluates TRUE (e.g., if description **120** contains ‘red’ OR a tagged concept **140**—tagged value **138** contains ‘color=red’), the inference predicate **139** may be executed, which in the present example tags the corresponding item information **120** with additional information (e.g., the inference concept **141** and the inference value **143**) (e.g., color=ruby). Hence-

forth the added inference concept **141** and inference value **143** may collectively be referred to as an inference tag **99** with regard to the tagged item information **93**.

[0094] The domain query **158** may be utilized to identify item information **120** as included in the corresponding domain **130**. The domain query **153** may include an expression (e.g., Boolean) and a domain **130** that may be associated with corresponding tagged item information **93**, if the expression (e.g., Boolean) evaluates TRUE. The domain query **153** may be designed by a computer program or an administrator. For example, the expression (e.g., Boolean) associated with the domain “shoes” may require a description **124** that contains ‘Nike’ and a title **122** that contains ‘shoes.’ Another embodiment may include an expression (e.g., Boolean) that also requires an item specific **128** associated with a value **134** that indicates “cross-training” or a listing category **126** that indicates “athletic shoes.”

[0095] **FIG. 8** is a flowchart illustrating a method **160**, according to an embodiment, to facilitate searching of a data resource. Operations performed by the client machine **22** are illustrated on the left and operations performed by the application server **28** are illustrated on the right.

[0096] Commencing at operation **162**, the seller at the client machine **22** enters item information **120** (e.g., an item listing) that is communicated to the application server **28**, which then receives the item information **120** (e.g., at operation **164**). **FIG. 30** illustrates a user interface screen **165**, according to an embodiment, that displays example item information **120**. The item information **120** includes a title **122**, a listing category **126**, an item specific **128**, and a description **124** that includes an ISBN number (e.g., 123456). For example, the title **122** may be the user selected title, “The Cat in the Hat Strikes Back.” The listing category **126** shows that the user selected the listing category “Children’s Books”. Other embodiments may show the user as having entered or selected multiple listing categories **126** (e.g., books, toys, children’s classics, etc.). The item specific **128** further illustrates the condition of the book as “new.” The value “new” may have been selected from a pull down menu that includes multiple values including “old”, “used”, “good”, etc. The ISBN number (e.g., 123456) may be utilized as a trigger to add additional information.

[0097] Returning to **FIG. 8**, at operation **166**, the receiving module **422** searches the item information **120** (e.g., title **122**, the description **124**, the listing category **126**, item specific **128**, etc.) to identify strings, values, or other information items that may trigger the addition of catalog information to the item information **120**. For example, the ISBN number may trigger that addition of information (e.g., alphanumeric text, graphics, pictures, audio, multi-media, etc.) from an appropriate catalog. Indeed, the ISBN number may uniquely identify the book “The Cat in the Hat Strikes Back” and accordingly provide a trigger to include information from a catalog that may further describe the book (e.g., name of the author, number of pages, publisher, list price in new condition, picture of author, audio recording of the first chapter, etc.). Other embodiments may include other types of catalogs that may be utilized to identify information (e.g., Universal Product Numbers, Universal Product Codes, Proper Nouns, etc.) that may provide a trigger to add additional information. In another embodiment the addition

of catalog information may be performed before the item has been submitted at the time the seller is entering information for the item.

[0098] At operation 168, the receiving module 422 stores the item information 120 in the database 36 and communicates the item information 120 to the classification engine 83. At operation 170, the processing module 116 generates a tagged item information 93 in the classification engine 83 and stores the item information 120 in the tagged item information 93. Next, the processing module 116 reads a domain query 158 from the search metadata 158.

[0099] At decision operation 172, the processing module 116 determines if the item described by the item information 120 entered by the user has been found with the domain query 158 by evaluating the expression (e.g., Boolean) associated with the domain query 158 against the item information 120. If the expression (e.g., Boolean) evaluates TRUE then a branch is made to operation 174. Otherwise a branch is made to decision operation 180.

[0100] At operation 174, the processing module 116 registers the item information 120 as included in the current domain 130. For example, the processing module 116 may register the item information 120 by storing the domain 130 in the item classification information 131 associated with the tagged item information 93.

[0101] At operation 176, the rule application module 118 applies classification rules 89 to the item information 120 associated with the tagged item information 93.

[0102] FIG. 9 illustrates a method 186, according to an embodiment, to evaluate information with classification rules. The method 186 commences at operation 188 with the rule application module 118 reading or selecting the next classification rule 89 from the search metadata 152 based on the current domain 130.

[0103] At decision operation 190, the rule application module 118 utilizes the classification clause 133 (e.g., ‘if title contains “ruby”’) associated with the classification rule 89 to evaluate the item information 120 (e.g., title 122, description 124, listing category 126, item specific 128, etc.). If the classification clause 133 evaluates to TRUE then a branch is made to operation 200. Otherwise a branch is made to decision operation 202.

[0104] At operation 200, the rule application module 118 executes the classification predicate 135 (e.g., color=ruby) associated with the classification rule 89 against the tagged item information 93. For example, rule application module 118 may attach or store the classification predicate 135 as tagged item information 93. The classification predicate 135 may henceforth be referred to as a classification tag 97 (e.g., color=ruby) with regard to the tagged item information 93.

[0105] At decision operation 202, the rule application module 118 determines if there are more classification rules 89 in the current domain 130. If there are more classification rules 89, then a branch is made to operation 188. Otherwise the method 186 ends.

[0106] Returning to FIG. 8, at operation 178, the rule application module 118 applies the inference rules 91 to the classification tags 97 associated with the tagged item information 93.

[0107] FIG. 10 illustrates a block diagram of a method 204, according to an embodiment, to evaluate information with inference rules 99. Commencing at operation 206, the rule application module 118 reads or selects the next inference rule 91 from the search metadata 152 based on the current domain 130.

[0108] At operation 208, the rule application module 118 reads the next tagged item information 93 (e.g., including classification tags 97) associated with the current domain 130. At decision operation 210, the rule application module 118 utilizes the inference clause 137 (e.g., “if description contains ‘ruby’ OR color=ruby”) associated with the inference rule 91 to evaluate the item information 120 (e.g., title 122, description 124, listing category 126, item specific 128) and the classification tags 97 (e.g., color=red). If the inference clause 137 evaluates to TRUE, then a branch is made to operation 212. Otherwise a branch is made to decision operation 214.

[0109] At operation 212, the rule application module 118 executes the inference predicate 139 (e.g., color=red) associated with the inference rule 91 against the tagged item information 93. For example, the inference predicate 139 may be added or attached to the tagged item information 93. Henceforth the inference predicate 139 may be referred to as an inference tag 99 with regard to the tagged item information 93.

[0110] At decision operation 214, the rule application module 118 determines if more tagged item information 93 is associated with the current domain 130. If there is more tagged item information 93, then a branch is made to operation 208. Otherwise a branch is made to decision operation 216.

[0111] At decision operation 216, the rule application module 118 determines if more inference rules 91 may be associated with the current domain 130. If the rule application module 118 determines there are more inference rules 91, then a branch is made to operation 206. Otherwise processing ends.

[0112] Returning to FIG. 8, at operation 180, the processing module 116 determines if there are more domains 130. If the processing module 116 determines there are more domains 130, then a branch is made to operation 170. Otherwise the method 160 ends.

[0113] Another embodiment of the classification engine 83 may include a single Boolean evaluation graph. The Boolean evaluation graph may be utilized by the classification engine 83 to enhance the performance of Boolean evaluations. For example, a Boolean evaluation graph may evaluate a large set of classification rules 89 and inference rules 91 against a large set of information (e.g., item listings 85) while minimizing the total number of evaluation events computed by the classification engine 83.

Generating a Query

[0114] FIG. 11 is a block diagram illustrating a system 107, according to an embodiment, to generate a query to search a data resource. The system 107 is described to provide an example overview for what follows. The system 107 includes search applications 57 and classification rules 89. The search applications 57 are shown to receive a keyword query 109 from a buyer 119 and respond by

utilizing the classification rules 89 to determine a domain 130, generate a concept query 111 and possibly determine keywords each of which are communicated back to the buyer 119. The concept query 111 includes one or more selected characteristics 113 (e.g., classification information) that correspond to the keywords in the keyword query 109 as determined by the classification rules 89. In some instances keywords in the keyword query 109 may not correspond to a selected characteristic 113 and may be communicated back to the buyer as such. Each selected characteristic 113 includes a selected concept 115 and a selected value 117.

[0115] FIG. 12 is a block diagram illustrating search applications 57 and search metadata 152, according to an example embodiment. The search applications 57 include a computing module 221 and a query generation module 223. The computing module 221 receives the keyword query 109 from the buyer 119, and communicates a user interface back to the buyer 119 that includes the concept query 111 and the domain 130. The query generation module 223 determines the domain 130 of the keyword query 109 and applies classification rule 89 to the keyword query 109 to generate a concept query 111 and possibly identify keywords.

[0116] The search metadata 152 may include all of the defined domains 130 for the computer-based system 12, as previously described. Each domain 130 may be associated with a domain clause 129 and classification rules 89. The domain clause 129 includes an expression (e.g., Boolean) that may be utilized to evaluate the keyword query 109. If the domain clause evaluates TRUE then the keyword query may be associated with the domain 130. Each classification rule 89 includes a classification clause 133 and a classification predicate 135, as previously described. The classification clause 133 includes an expression (e.g., Boolean) that may be utilized to evaluate keywords in the keyword query 109. If the classification clause 133 evaluates TRUE then the classification predicate 135 (e.g., classification concept 140 and the classification value 142) may be executed against the keyword query 109 thereby associating the classification concept 140 and the classification value 142 (e.g., classification information) with the keyword(s) in the keyword query 109.

[0117] FIG. 13 illustrates a method 220, according to an embodiment, to generate a query to search a data resource. Operations performed by a client machine 22 are illustrated on the left and operations performed on an application server 28 are illustrated on the right. The method 220 commences at operation 222 where the user enters the keyword query 109.

[0118] FIG. 31 illustrates a user interface 224, according to an embodiment, to receive a keyword query. The user interface 224 includes a dialogue box 226 that may be utilized by the buyer 119 to enter a keyword query 109. The dialogue box 226 is shown to include the keyword query 109, "Nike black size 8." The keyword query 109 includes keywords 228, "Nike", "black" and "size 8." It will be appreciated that keywords 228 may include one or more words or alphanumeric expressions (e.g., size 8). The present example user interface does not require the user to manually identify a domain 130; however, it will be appreciated that other embodiments may include user interfaces that require the user to manually identify a domain 130 that may be associated with the keyword query 109 entered by

the user. For example, in one embodiment a user may be required to navigate a tree structure to locate a dialogue box 226 to enter a keyword query 109 that may be associated with a specific domain 130.

[0119] Returning to FIG. 13, at operation 230, the computing module 221 receives the keyword query 109 and communicates the keyword query 109 to the query generation module 223 which determines whether the keyword query 109 may be associated with one or more domains 130.

[0120] FIG. 14 illustrates a method 230, according to an embodiment, to determine domains 130 based on the keyword query 109. The method 230 commences at operation 233 with the query generation module 223 reading the next domain clause 129 from the search metadata 152. The domain clause 129 may contain an expression (e.g., Boolean).

[0121] At decision operation 236, the query generation module 223 evaluates the keyword query 109 with the domain clause 129 that may include an expression (e.g., Boolean). If the expression (e.g., Boolean) evaluates TRUE, then a branch is made to operation 238. Otherwise a branch is made to decision operation 242.

[0122] At operation 238, the query generation module 223 associates the domain 130 with the concept query 239 by registering the domain 130 to the concept query 239.

[0123] At decision operation 242, the query generation module 223 determines if there are more domain clauses 129 to process. If there are more domains domain clauses 129 to process then a branch is made to operation 233. Otherwise the processing ends.

[0124] Returning to FIG. 13, at decision operation 249, the computing module 221 determines if the keyword query 109 may be associated with more than one domain 130. If the keyword query 109 may be associated with more than one domain then a branch is made to operation 250. Otherwise a branch is made to operation 252.

[0125] At operation 250, the computing module 221 communicates a request to the user to select one domain 130 from the domains 130 that were associated with the keyword query 109.

[0126] At operation 254, at the client machine 22, a user interface may be displayed to enable user-selection of a domain 130. FIG. 32 illustrates the user interface 256, according to an example embodiment, to select a domain 130. The user interface 256 includes the keyword query 109 and domains 130 (e.g., "shoes", "running suits" and "golf equipment") that may be selected by the user.

[0127] Returning to FIG. 13, at the client machine 22, at operation 260, the user selects the "shoes" domain 130, the selection being communicated to the application server 28.

[0128] At operation 252, at the application server 28, the query generating module 231 receives the "shoes" domain 130 and utilizes the "shoes" domain 130 and the keyword query 109 "Nike Black Size 8" to determine the selected characteristics 113.

[0129] FIG. 15 illustrates a method 252, according to an embodiment, to determine selected characteristics 113 based on the keyword query 109 and the domain 130. The method 252 commences at operation 262 with the query generation

module 223 utilizing the domain 130 that is associated with the keyword query 109 to read a classification rule 89 from the search metadata 152.

[0130] At decision operation 264, the query generation module 223 utilizes the classification clause 133 associated with classification rule 89 to evaluate the longest set of keywords (e.g., words) in the keyword query 109. If the classification clause 133 evaluates TRUE, then a branch is made to operation 266. Otherwise a branch is made to operation 265.

[0131] At operation 265, the query generation module 223 removes the first keyword from the keyword query 109.

[0132] At operation 266, the query generation module 223 registers the classification predicate 135 (e.g., color=ruby) associated with the classification rule 89 to the concept query 239. Henceforth the classification predicate 135 may be referred to as a selected characteristic 113.

[0133] At operation 267, the query generation module 223 removes the keyword(s) 228 that evaluated TRUE from the keyword query 109.

[0134] At decision operation 269, the query generation module 223 determines if there are more keywords in the keyword query 109. If there are more words, a branch is made to decision operation 264. Otherwise a branch is made to decision operation 268.

[0135] At decision operation 268, the query generation module 223 determines if there may be more classification rules 89. If there are more classification rules 89 then a branch is made to operation 262 to evaluate the entire keyword query 109. Otherwise the method 252 ends.

[0136] Returning to FIG. 13, at operation 270, at the application server 28, the computing module 221 communicates a user interface including the keyword query 109, the domain 130, and the concept query 239 to the buyer 119 at the client machine 22.

[0137] At operation 272, at the client machine 22, the user interface is displayed to the user. FIG. 33 illustrates a user interface 278, according to an example embodiment, to display the keyword query 109, the domain 130, and the concept query 239. The user interface 278 is shown to include the keyword query 109 “Nike Black Size 8” and the concept query 111 including three selected characteristics 113, “Color—Black”, “Brand—Nike”, and “Shoe Size—8.” The selected characteristics 113 are respectively shown to include selected concepts 115 (e.g., “Color”, “Brand”, “Shoe Size” and selected values 117 (e.g., “Black”, “Nike”, and “8”). Another example may include keyword(s) 228 (e.g., keywords 228 included in the keyword query 109 that may not have evaluated TRUE with regard to classification clauses 133).

[0138] Another embodiment of a system that receives a keyword query and generates a concept query, a domain, and keywords may include a single Boolean evaluation graph. The Boolean evaluation graph may be utilized by the system to enhance the performance of Boolean evaluations. For example, the system may utilize the Boolean evaluation graph to evaluate a large set of classification rules 89 against a keyword query 109 while minimizing the total number of evaluation events computed by the system 107.

Identify Data Items & Canceling Characteristics

[0139] FIG. 16 is a block diagram illustrating a system 293, according to an embodiment, that receives a keyword query and generates a user interface that includes the keyword query, a concept query, browsing characteristics and information (e.g., item listings 85). The system 293 is described to provide an overview for what follows.

[0140] The system 293 includes search applications 57, classification rules 89, and display instructions 302. The search applications 57 are shown to receive a keyword query 109 “Nike Black Size 8” that includes keywords 228 that may be entered by a buyer 119 with a user interface 295. The search applications 57 receive the keyword query 109 and utilize the classification rules 89 and the display instructions 302 to generate the user interface 297.

[0141] The user interface 297 includes the keyword query 109, the domain 130 “shoes”, the concept query 111 “Color—Black, Brand—Nike, Shoe Size—8”, multiple browsing sets 303 (e.g., “Product Type”, “Shoe Style”, “Price Range”) and information (e.g., item listings 85) found based on the concept query 111. The keyword query 109, the domain 130 and the concept queries 111 have been previously described. The concept query 111 is shown to include multiple selected characteristics 113 (e.g., “Color—Black”, “Brand—Nike, and “Shoe Size 8”). Each selected characteristic 113 includes a selected concept 115 (e.g., “Color”) and a selected value 117 (e.g., “Black”). For example, the buyer 119 may add selected characteristics 113 to the concept query 111 and/or cancel selected characteristics 113 from the concept query 111. The buyer 119 may add a selected characteristic 113 to the concept query 111 by selecting a browsing characteristic as described below. The buyer may cancel selected characteristics 113 by selecting one or more “cancel” buttons (not shown) each of which may be associated with a particular selected characteristic 113. The browsing sets 303 are selected by the search applications 57 based on the cumulative selected characteristics 113 (e.g., generated from the keyword query 109, the selected browsing characteristics, and the cancellations) according to a specified order. In other words, the most interesting browsing sets 303 may be presented before the least interesting browsing sets 303, the level of interest determined from the point of view of the buyer 119 by an administrator. Other embodiments may determine the level of buyer interest for a particular browsing set 303 by monitoring user selections of browsing sets 303. Some embodiments may determine the level of buyer interest for a particular browsing set 303 by monitoring the previous selections of browsing sets 303 made by the buyer. Each browsing set 303 is shown to include a browsing concept 284 (e.g., “Product Type”) and multiple browsing values 286 (e.g., “Men’s Shoes”, “Women’s Shoes”, etc.). The buyer 119 may select one or more browser values 286 (e.g., “Men’s Shoes”), thereby effectively selecting one or more browsing characteristic 287 (e.g., “Product Type—Men’s Shoes”). Henceforth the selected browsing characteristic 287 may be referred to as a selected characteristic 113 that may be included in the cumulative selected characteristics 113 that may be utilized to select the browsing sets 303, compute counts and find information (e.g., item listings 85).

[0142] FIG. 17 is a block diagram illustrating search applications 57 and search metadata 152, according to an

embodiment. The search applications 57 include a determining module 298 and a generating module 300. The determining module 298 determines selected characteristics 113, determines the size of areas on a user interface to display information (e.g., item listings 85, browsing sets 303, etc.), determines information (e.g., item listings 85) to display, and determines browsing sets 301 to display. The determining module 298 determines the selected characteristics 113 based on the concept query 111 (e.g., generated from a keyword query 109), browsing characteristic(s) 287 that may have been selected, and/or selected characteristics 113 that may have been cancelled). In addition, the determining module 298 determines or finds information (e.g., item listings 85) and determines or finds browsing sets 303 based on the determined selected characteristics 113. Finally, the generating module 300 may generate counts values that may be associated with browsing values 286.

[0143] The search metadata 152 is shown to be organized by domain 130, as previously described. Each domain 130 includes a set of display instructions 302 that include multiple browsing sets 303. Each browsing set 303 includes a browsing concept 284 and multiple browsing values 286. The browsing set 303 may be presented to a buyer 119 who may select a single browsing value 286 thereby effectively selecting a browsing characteristic 287 (e.g., a browsing concept 284 and browsing value 286). The browsing sets 303 may be ordered according to the interest of most users. For example, a user may be most interested in the browsing sets 303 that appear at the top of the display instructions 302 and least interested in the browsing sets 303 that appear at the bottom of the display instructions. Accordingly, the display instructions 302 may be utilized by the determining module 298 to determine which browsing sets 303 to present to the user based on the selected characteristics 113 and the limited area on the display which precludes the ability to present all browsing sets 303 on a single display.

[0144] FIG. 18 illustrates a classification engine 114, according to an embodiment. The classification engine 114 includes tagged item information 93 entries that include item information 120 and item classification information 131 including classification tags 97 and inference tags 99, as previously described. The determining module 298 utilizes the selected characteristic(s) 113 associated with the concept query 111 and, in some instances, keywords 228 (e.g., keywords 228 contained in the keyword query 109 that may not have evaluated TRUE with any classification clause 133) to determine or find information (e.g., item listings 85)(e.g., "Items Found").

[0145] FIG. 19 illustrates a method 304, according to an embodiment, to identify data items for browsing. Operations for the client machine 22 appear on the left and operations for the application server 28 appear on the right. At operation 306, the user enters a keyword query 109 that is communicated to the application server 28.

[0146] At operation 308, at the application server 28, the search applications 57 receive the keyword query 109 and generate a concept query 111 that includes one or more selected characteristics 113. For example, the search applications 57 may receive the keyword query "Black Nike Size 8" and generate a concept query 111 for the domain 130"shoes" that includes three selected characteristics 113 (e.g., "Color—Black", "Brand—Nike", and "Shoe Size—

8"). Next, the search applications 57 generate a user interface based on the selected characteristics 113 associated with the concept query 111.

[0147] FIG. 20 illustrates a method 310 to generate a user interface based on selected characteristics 113 and keyword(s) 228, according to an embodiment. The method 310 commences at operation 312 where the determining module 298 determines a set of information (e.g., item listings 85).

[0148] FIG. 21 illustrates a method 312, according to an example embodiment, to determine a set of item listings 85 based on the selected characteristics 113 and keyword(s) 228. The method 312 commences at operation 314 where the determining module 298 reads the item (e.g., tagged item information 93) from the classification engine 114 that may be associated with the domain 130"shoes."

[0149] At decision operation 318, the determining module 298 utilizes the keyword(s) 228 and the selected characteristics 113 associated with the concept query 111 to form an expression and to determine if the expression evaluates TRUE. For example, the determining module 289 may utilize "'Color=Black' AND 'Brand=Nike' AND 'Shoe Size=8'" to evaluate the classification tags 97 and/or inference tags 93. In addition, the determining module may utilize the keywords 228 (e.g., keywords 228 contained in the keyword query 109 that may not have evaluated TRUE with any classification clause 133) to evaluate the item information 120. If the expression (e.g., Boolean) evaluates TRUE then a branch is made to operation 324. Otherwise a branch is made to decision operation 322.

[0150] At operation 324, the determining module 298 registers the item as found (e.g., "Item Found").

[0151] At decision operation 322, the determining module 298 determines if there are more items associated with the domain 130"shoes" in the classification engine 114. If there are more items then a branch is made to operation 314. Otherwise the method ends.

[0152] Returning to FIG. 20, at operation 326, the determining module 298 determines the browsing sets 303 to display to the user based on the selected characteristics 113. For example, the determining module 298 may access the appropriate display instructions 302 to determine the most interesting browsing sets 303 sufficient to occupy the available room on the user interface.

[0153] FIG. 22 illustrates a method 326, according to an embodiment, to determine browsing sets 303. The method 326 commences at operation 313 with the determining module 298 reading the next browsing set 301 from the search metadata 152 based on the appropriate domain 130. For example, the determining module 298 may read the browsing set 301 that may be associated with the display instructions 302 that may be associated with the domain 130"shoes."

[0154] At operation 315, the determining module 298 reads the next selected characteristic 113. At decision operation 317, the determining module 298 compares the selected concept 115 associated with the selected characteristic 113 with the browsing concept 284 associated with the browsing set 301. If the selected concept 115 and the browsing concept 284 match, then the determining module 298 branches to operation 321 (e.g., do not display a browsing

set that corresponds to a selected concept). Otherwise the determining module 298 branches to decision operation 319.

[0155] At decision operation 319, the determining module 298 determines if there are more selected characteristics 113. If there are more selected characteristics 113 then a branch is made to operation 315. Otherwise a branch is made to operation 321.

[0156] At operation 321, the determining module 298 registers the browsing set 301 to be displayed on the user interface.

[0157] At decision operation 323, the determining module 298 determines if another browsing set 303 may be displayed on the user interface. If another browsing set 303 may be displayed then a branch is made to decision operation 325. Otherwise processing ends.

[0158] At decision operation 325, the determining module 298 determines if there are more browsing sets 303. If there are more browsing sets 303 then a branch is made to operation 313. Otherwise processing ends.

[0159] The above described embodiment selects browsing sets 301 for presentation to the user based on the order of browsing sets 301 as they appear in the display instructions 302. Accordingly, the display instructions 302 determine a fixed order of interest for the display of browsing sets 301 to the user. In other embodiments the fixed order of interest may be temporarily overridden by the cancellation of a selected characteristic 113 with regard to the selected characteristic 113. In this instance the cancelled selected characteristic 113 may temporarily be considered to be of maximum interest to the user and therefore displayed as a browsing set 301 to the user subsequent to cancellation of the corresponding selected characteristic 113. Accordingly, the fixed order of interest may be temporarily overridden to accommodate a user that may want to cancel a browsing value 286 that may be associated with the cancelled selected characteristic 113.

[0160] Returning to FIG. 20, at operation 328 the generating module 300 generates a count for each of the browsing values 286 associated with the browsing sets 303 that may be displayed on the user interface.

[0161] FIG. 23 illustrates the method 328, according to an embodiment, to generate counts for browsing values 286. At operation 330, the generating module 300 reads the next item that may have been found based on the selected characteristics 113 and keyword(s) 228 (e.g., based on operation 324).

[0162] At operation 332, the generating module 300 reads the next browsing set 303 from the appropriate display instructions 302. For example, the appropriate display instructions 302 may be associated with a domain 130 that matches the domain 130 associated with the concept query 111.

[0163] At operation 333, the generating module 300 reads the next browsing value 286 associated with the current browsing set 303.

[0164] At decision operation 334, the generating module 300 evaluates the current item with an expression (e.g., Boolean) including the current browsing concept 284 and the current browsing value 286 (e.g., color=black). If the

expression (e.g., Boolean) evaluates TRUE, then a branch is made to operation 336. Otherwise a branch is made to decision operation 337.

[0165] At operation 336, the generating module 300 increments the appropriate counter (e.g., the counter corresponding to the current browsing concept 284 (e.g., color) and the current browsing value 286 (e.g., black).

[0166] At decision operation 337, the generating module 300 determines if there are more browsing values 286 associated with the current browsing set 301. If there are more browsing values 286, then a branch is made to operation 333. Otherwise a branch is made to decision operation 338.

[0167] At decision operation 338, the generating module 300 determines if there are more browsing sets 303. If there are more browsing sets 303 then a branch is made to operation 332. Otherwise a branch is made to decision operation 340.

[0168] At decision operation 340, the generating module 300 determines if there are more found items (e.g., found based on the selected characteristics 113, operation 324). If there are more found items then a branch is made to operation 330. Otherwise processing ends.

[0169] Returning to FIG. 19, at operation 360, at the application server 28, the search applications 57 communicate the generated user interface to the client machine 22.

[0170] At operation 362, the client machine 22 displays the generated user interface to the user. FIG. 34 illustrates a generated user interface 363, according to an embodiment. The user interface 363 includes a keyword query 109 (e.g., “Black Nike Size 8”), a domain 130 (“Shoes”), a concept query 111 (e.g., Color=Black, Brand=Nike, Shoe Size=8), browsing concepts 284 (e.g., “Product Type”, “Shoe Style”, “Price Range”), browsing values 286 (e.g., “Men’s Shoes”, “Women’s Shoe’s, etc.), counts 365 associated with each of the browsing values 286, and information (e.g., item listings 85) that may have been found based on the selected characteristics 113.

[0171] At the client machine 22, the user selects “Men’s Shoes”, thereby indicating the selection of a browsing characteristic 287 (e.g., “Product Type—Men’s Shoes”). Returning to FIG. 19, at operation 364, the client machine 22 communicates the browsing characteristic 287 selection to the application server 28.

[0172] At operation 372, at the application server 28, the determining module 298 receives the selected characteristics 113 associated with the concept query 111 and the browsing characteristic 287 and determines the cumulative selected characteristics 113. For example, the determining module 298 may determine the cumulative selected characteristics 113 to include “Color—Black”, “Brand—Nike”, “Shoe Size—8”, “Product Type—Men’s Shoes.” Next, the determining module 298 and the generating module 300 may utilize the cumulative selected characteristics 113 and keyword(s) 228 to generate a user interface, as previously described in method 310 on FIG. 20.

[0173] At operation 374, the generated user interface is communicated to the client machine 22.

[0174] At operation 376, the client machine 22 receives and displays the generated user interface. FIG. 35 illustrates

a generated user interface 378, according to an embodiment. The user interface 378 illustrates the additional selected characteristic 113, “Product Type—Men’s Shoes.” In addition, the browsing set 303 associated with the browsing concept 284 “Shoe Width” has been added to the user interface 378 thereby providing the user with the three most interesting browsing sets 303 (e.g., “Shoe Width”, “Shoe Style”, “Price Range”) based on the cumulative selected characteristics 113. Each browsing set 303 is shown to be associated with a “select more” button 305 that may be selected to present additional browsing values 286 that may be associated with the browsing set 303. In addition, the user interface 378 is shown to include multiple browsing set buttons 307 (e.g., “Condition”, “Shoe Sub-Style”, “Buying Options”) that may be selected by the user to select the corresponding named browsing sets 303. It will be appreciated that the browsing set buttons 307 reading from left to right provide the user with the next three most interesting browsing sets 303.

[0175] It should be noted that the counts 365 have been recomputed and the information (e.g., item listings 85)(e.g., “Items Found”) updated based on the cumulative selected characteristics 113 and keyword(s) 228. The user interface 378 further includes “Cancel” buttons 381 associated with each of the selected characteristics 113 thereby enabling the user to cancel a particular selected characteristic 113 without removing the remaining selected characteristics 113. In the present example, the user selects the “Cancel” button 381 associated with the selected characteristic 113 “Shoe Size—8”; however, it should be noted that the user may have selected a “Cancel” button 381 associated with any of the selected characteristics 113 (e.g., “Color—Black”, “Brand—Nike”, “Shoe Size 8” or “Product Type—Men’s Shoes”) and the remaining selected characteristics 113 may have been utilized to find information (e.g., item listings), determine the most interesting browsing sets 301 for display, and generate counts for the associated browsing values 286. Returning to FIG. 19, at operation 390, the client machine 22 communicates the concept query 111, the selected browsing characteristic 287 (e.g., “Product Type—Men’s Shoes”) and the cancelled selected characteristic (e.g., “Shoe Size—8”) to the application server 28.

[0176] At operation 392, at the application server 28, the determining module 298 receives the concept query 111, the selected browsing characteristic 287 (e.g., “Product Type—Men’s Shoes”) and the cancelled selected characteristic (e.g., “Shoe Size—8”) and determines the cumulative selected characteristics 113. For example, the determining module 298 may determine the cumulative selected characteristics 113 to include “Color—Black”, “Brand—Nike”, “Product Type—Men’s Shoes.” Next, the determining module 298 and the generating module 300 may utilize the cumulative selected characteristics 113 to generate a user interface, as previously described in method 310 on FIG. 20.

[0177] At operation 394, the generated user interface is communicated to the client machine 22.

[0178] At operation 396, the client machine 22 receives and displays the generated user interface. FIG. 36 illustrates a generated user interface 398, according to an embodiment. The user interface 398 is shown to no longer include the cancelled selected characteristic 113 “Shoe Size—8.” In addition, the browsing set 303 that was associated with the

browsing concept 284 “Shoe Width” has been displaced by the browsing set 303 associated with the browsing concept “Shoe Size” (e.g., thereby providing the user with the most interesting browsing sets 303 in accordance with the cumulative selected characteristics 113). Finally, the counts 365 have been recomputed and the information (e.g., item listings 85)(e.g., “Items Found”) have been updated based on the updated selected characteristics 113 (“Color—Black”, “Brand—Nike”, “Product Type—Men’s Shoes”). In another embodiment the browsing options (e.g., browsing sets 301 and browsing set buttons 307) may be minimized to display additional information (e.g., item listings 85).

Dynamic Display

[0179] FIG. 37 illustrates a user interface 400, according to an embodiment, to minimize the display of browsing options. The user interface 400 minimizes the display of browsing options and maximizes the display of information (e.g., item listings 85) based on an item count dropping below a threshold level. For example, the user interface 400 may include a count of “20” items found 472, the count determined by the determining module 298 to be below a configurable threshold resulting in the minimization of browsing options on the user interface 400. To this end, the browsing sets 301 may not be displayed on the user interface 400 though the browsing set buttons 307 (e.g., “Condition”, “Shoe Sub-Style”, “Buying Options”) may continue to be displayed on the user interface 400. In place of the browsing sets 301 additional information (e.g., item listings 85) may be displayed. Accordingly, a count of item listings 85 that falls below a threshold may trigger the generation of a user interface that emphasizes found information (e.g., item listings 85) rather than browsing options.

[0180] Another embodiment of a system that receives a keyword query and generates a user interface that includes the keyword query, a concept query, browsing characteristics and information (e.g., item listings 85) may include a single Boolean evaluation graph. The Boolean evaluation graph may be utilized by the system to enhance the performance of Boolean evaluations. For example, the system may utilize the Boolean evaluation graph to evaluate a large set of selected characteristics 113 and keywords 228 against information (e.g., item listings 85) while minimizing the total number of evaluation events computed by the system. In yet another embodiment, the system may utilize a Boolean evaluation graph to evaluate a large set of browsing characteristics 287 against information (e.g., item listings 85).

Processing Back Button Selection

[0181] FIG. 24 is a block diagram illustrating user interfaces 401 and browser controls 403, according to an embodiment. The user interfaces 401 may be displayed at a client machine and include a user interface 407, a user interface 409, and a user interface 411. The user interface 409 may include a client application program (e.g., applet, JavaScript, etc.) that may execute at the client machine to generate and display the user interfaces 409 and 411. The browser controls 403 include a back button 405 that may be selected by a user thereby triggering a browser to display the previous user interface to the user.

[0182] The user interfaces 401 illustrate a problem due to interference between the client application program and the

browser. For example, a user at the client machine may select a button 415 (e.g., "A") from the user interface 407 thereby triggering the browser at the client machine to request the user interface 409 from a server. In response, the server communicates the user interface 409, including a client application program (e.g., JavaScript), to the client machine where the client application program executes to display the user interface 409 to the user. Next, the user, at the client machine, may select a button 415 (e.g., "B") from the user interface 409 that may be processed by the client application program at the client machine to generate and display the user interface 411. If the user now selects the back button 405 then the browser may respond by accessing the server to retrieve and display the user interface 407 instead of the user interface 409, as expected by the user. The browser responds in this manner because the browser operates without knowing that the JavaScript has executed to update the display with the user interface 411.

[0183] FIG. 25 is a block diagram illustrating a system 420, according to an embodiment, to process a browser back button. The system 420 includes the network based computer-based system 12 that includes an application server 28 or server machine that communicates over a network 14 with a client machine 22, as previously described. The client machine 22 is shown to include a programmatic client 18 (e.g., browser), a hidden frame 432, hidden user interfaces 425, 427, 429, a visible frame 430, and a visible user interface 426 that includes a client application program 428 (e.g., script, program, applet, etc.) and user interface elements 418. The programmatic client 18 (e.g., browser) may be utilized to request the visible user interface 426 and hidden user interfaces 425, 427, 429 from the application server 28. In addition, the client application server 28 may be executed by the programmatic client 18 to generate additional user interfaces (not shown) for display in the visible frame 430 at the client machine 22. To this end, the visible and hidden frames 430, 432 may be respectively associated with data structures that are utilized by the programmatic client 18 and the client application program 428.

[0184] A frame is a browser construct that may be utilized to partition a particular area of the display. In the present example, the hidden frame 432 is not partitioned an area of the display. Accordingly, the programmatic client 18 may request the hidden user interfaces 425, 427, 429 from the application server 28; however, displaying the hidden user interfaces 425, 427, 429 does not result in generating user interface elements that are visible to the user. In the present application, the hidden user interfaces 425, 427, 429, are utilized merely to enable proper processing of the back button 405. Further, the hidden user interfaces 425, 427, 429, are identified as static thereby triggering the programmatic client 18 to store the hidden user interfaces 425, 427, 429, in a cache (not shown) at the client machine 22.

[0185] The computer-based system 12 is shown to include an application server 28 that includes search applications 57 that include a receiving module 422 and a communication module 424. The receiving module 422 receives requests for the visible user interface 426 and the hidden user interfaces 425, 427, 429 and generates the requested user interfaces 426, 425, 427, 429 or reads the requested user interfaces 426, 425, 427, 429 from a database 36. The communication module 424 communicates the visible and hidden user interfaces 426, 425, 427, 429 to the client machine 22.

[0186] FIG. 26 is a block diagram further illustrating software components associated with the client machine 22, according to an embodiment. The client machine 22 is shown to include the programmatic client 18 (e.g., browser), a cache 434, user interface history 436, a visible frame 430 and a hidden frame 432.

[0187] The cache 434 may be utilized by the programmatic client 18 to store and retrieve static user interfaces (e.g., hidden user interfaces 425, 427, 429) for the purpose of minimizing the delay between a request for a static user interface and an update of the display. Accordingly, the cache 434 may be utilized to retrieve the static user interface instead of the application server 28.

[0188] The user interface history 436 includes frame 438 and URL 431 pairs that may be stored by the programmatic client 18 to record user interfaces that have been displayed in the respective visible and hidden frames 430, 432. For example, in one embodiment, the user interface history 436 may operate like a stack whereby the programmatic client 18 may push a frame 438 and URL 431 pair onto the stack responsive to the user requesting a user interface (e.g., corresponding to the URL 431) to be displayed in the frame 438 (e.g., visible frame 430, hidden frame 432, etc.). Conversely, the programmatic client 18 may pop one or more frame 438 and URL 431 pairs off the stack responsive to the user selecting the back button, the programmatic client 18 redisplaying the previous user interface in the designated frame. Accordingly, the user interface history 436 may operate as a first-in last-out buffer thereby providing a mechanism that preserves the order of user interfaces selected by the user and enabling the user to review the user interfaces in backwards order responsive to user repeatedly selecting the back button 405.

[0189] The visible frame 430 and hidden frame 432 include programmatic client visible and hidden frame statuses 435, 437, visible and hidden frame objects 443, 445, client application program visible and hidden frame statuses 439, 441, the visible user interfaces 426, 466, 492 and the hidden user interfaces 425, 427, 429.

[0190] The programmatic client visible and hidden frame statuses 435, 437 respectively include URLs 447, 449. The programmatic client 18 may utilize the visible and hidden frame statuses 435, 437 to determine if the client application program 428 may have requested the programmatic client 18 to request a user interface from the application server 28 to be displayed in the respective frame 430, 432.

[0191] The visible and hidden frame objects 443, 445 each include URLs 451, 453 that may be monitored and updated by the programmatic client 18 and the client application program 428. The URLs 451, 453 indicate the requested or actual user interface displayed in the respective visible frames 430 and hidden frames 432.

[0192] The client application program visible and hidden frame statuses 439, 441 respectively include URLs 455, 467. The client application program 428 may utilize the visible and hidden frame statuses 439, 441 to determine if the programmatic client 18 may have updated the user interface associated with the respective visible frame 430 or hidden frame 432.

[0193] The visible user interfaces include the visible user interface 426, mode=Default, the visible user interface 466,

mode=More, and the visible user interface 492, mode=All. The hidden user interfaces include the hidden user interface 425, mode=Default, the hidden user interface 427, mode=More, and the hidden user interface 429, mode=All.

[0194] The visible user interface 426 includes the client application program 428 and user interface elements 448 previously described. The user interface elements 448 may include graphics, text, or alphanumeric strings that may be displayed on the client machine 22 and when selected by the user may result in the communication of an event to the client application program 428. For example, client application program 428 may receive an event that triggers the generation and display of the visible user interface 466 or 492 responsive to the user selecting a “MORE” or “ALL” user interface element 448, respectively.

[0195] The programmatic client 18 monitors the back button 405 and the URLs 451, 453 associated with the respective visible and hidden frame objects 443, 445. The programmatic client 18 may respond to a selection of the back button 405 or a change in the URL 451, 453. The programmatic client 18 may respond to the selection of the back button 405 by utilizing the user interface history 436 to retrieve the requested user interface from the cache 434 or the application server 28. The programmatic client 18 may respond to a change in the URL 451 by retrieving the visible user interface identified by the URL 451 including the visible user interface 492, mode=Default. The programmatic client 18 may respond to a change in the URL 453 by retrieving the hidden user interface identified by the URL 453 including the hidden user interface 425, mode=Default or the hidden user interface 427, mode=More or the hidden user interface 429, mode=All.

[0196] The client application program 428 responds to the user selecting the user interface elements 448 and monitors the URLs 441, 453 associated with the respective visible and hidden frame objects 443, 445. The client application program 428 may respond to the selection of a user interface element 448 by generating and displaying the visible user interface 426, mode=Default, or the visible user interface 466, mode=More, or the visible user interface 492, mode=All, in the visible frame 430 and by updating the corresponding URL 453 in the hidden frame object 445 thereby triggering the programmatic client to retrieve the corresponding requested hidden user interface 425, 427, or 429.

[0197] FIG. 27 is an interactive flow chart illustrating a method 450, according to an embodiment, to process a back button at a client machine 22. Illustrated on the right are operations performed by the programmatic client 18 and illustrated on the left are operations performed by the client application program 428. The method 450 commences, at operation 452, at the client machine 22 with the programmatic client 18 (e.g., browser) responding to a user entering a keyword query by communicating a request to the application server 28 for the corresponding visible use interface 426. For example, the request, without keywords, may include the following URL:

`http://search/VisibleUserInterface?Mode=DEFAULT`

[0198] FIG. 28 is an interactive flow chart illustrating a method 452, according to an embodiment, to request a user interface. Illustrated on the right are operations performed at the application server 28 and illustrated on the left are

operations performed at the client machine 22. The method 452 commences, at operation 457, at the client machine 22 where the programmatic client 18 pushes an entry onto the top of the user interface history 436 by storing the requested URL 431 and the associated frame 438. In the present example, the programmatic client 18 stores the above described URL and the visible frame 430.

[0199] At decision operation 459, the programmatic client 18 determines if the requested user interface (e.g., corresponding to the URL.) may be present in the cache 434. If the user interface is present in the cache 434, then a branch is made to operation 460. Otherwise a branch is made to operation 461.

[0200] At operation 461, the programmatic client 18 may communicate the request for the user interface to the application server 28.

[0201] At operation 463, at the application server 28, the receiving module 422 receives the request and generates the requested user interface or reads the requested user interface from a database 36.

[0202] At operation 467, the communication module 424 communicates the requested user interface to the client machine 22 where it may be stored in the cache 434 at operation 469.

[0203] At operation 471, the programmatic client 18 displays the user interface elements in the appropriate frame (e.g., hidden or visible) and the method 452 ends. In the present example, the programmatic client 18 displays the user interface elements 448 associated with the visible user interface 426 at the client machine 22. FIG. 38 illustrates the visible user interface 426 and browser controls 403, according to an embodiment. The browser controls 403 include a back button 405 that may be selected by the user to return to the previous user interface. The visible user interface 426 includes a concept query 111, browsing sets 303 and item found 472 including information (e.g., item listings 85), as previously described. In addition, each browsing set 303 includes browsing values 286 each of which may be associated with a count as previously described, and a more button 470 (e.g., “MORE”). The browsing values 286 may be selected to further narrow the search of items found 472. For example, selecting the price range \$30.00-\$40.00 may result in finding items that match the concept query (e.g., Color—Black, Brand—Nike, Size—8) in the selected price range (Price—\$30.00-\$40.00). The more button 470 may be selected by a user to display additional browsing values 286 with regard to a particular browsing set 303 (e.g., TOE TYPE, SHOE STYLE, PRICE RANGE).

[0204] Returning to FIG. 27, at the client machine 22, at operation 454, the programmatic client 18 invokes the client application program 428 (e.g., script).

[0205] At operation 474, the client application program 428 communicates a request to the programmatic client 18 to request the hidden user interface 425. For example, the request may include the following URL:

`http://search/HiddenUserInterface/static?Mode=DEFAULT`

Next, the client application program 428 stores the above described URL in the URL 455 of the client application program visible frame status 439.

[0206] At operation 476, the programmatic client 18 requests the hidden user interface 425 by communicating the above described URL to the application server 28. For example, the method 452 may be utilized as previously described. Accordingly, after retrieval of the hidden user interface 425 the visible and hidden frame statuses 435, 437, the visible and hidden frame objects 443, 445, and the visible and hidden frame statuses 439, 441 each include a URL designating the “DEFAULT” mode.

[0207] At the operations 460, the client applications program 428 and the programmatic client 18 monitor the URLs 451, 453 associated with the respective visible and hidden frame objects 443, 445; however, the monitoring may be preempted by user selections at the client machine 22.

[0208] FIG. 29A illustrate a method 490, according to an embodiment, to process a user selection of the “more” user interface element 448. The method 490 commences at the client machine 22, at operation 465, with the user selecting the “MORE” button 470 associated with the “Price Range” browsing set 303 on the user interface 426. In response, the client application program 428 generates and displays the visible user interface 466 (e.g., Mode=MORE). It should be noted that the client application program 428 generates and displays the visible user interface 466 without accessing the application server 28 or the cache 434.

[0209] FIG. 39 illustrates a visible user interface 466 and browser controls 403, according to an embodiment. The browser controls 403 include a back button 405. The visible user interface 466 includes a concept query 111, a single browsing set 303 associated with “Price Range” including additional (e.g., “MORE”) browsing values 286 and items found 472 that includes information (e.g., item listings 85). Each browsing value 286 may be associated with a check box 468 and a count. The user may select one or more check boxes 468 thereby further narrowing the search for information (e.g., item listings 85). For example, the user may select the check box 468 associated with the price range \$5.00-\$10.00 and the check box 468 associated with the price range \$35.00-\$40.00. Accordingly, the search for information (e.g., item listings 85) may include the following search criteria “color=black” and “brand=Nike” and “size=8” and ((price range=\$5.00-\$10.00) or (price range=\$35.00-\$40.00)).

[0210] Returning to FIG. 29A, at operation 474, the client application program 428 updates the URL 446 associated with the hidden frame object 445 and the URL 467 associated with the client application program hidden frame status 441 and the process ends. For example, the client application program 428 may store the following URL:

`http://search/HiddenUserInterface/static?Mode=MORE`

[0211] Returning to FIG. 27, at the client machine 22, at decision operation 477, the programmatic client 18 determines if there has been a hidden frame 432 forward change. For example, the programmatic client 18 may compare the URL 449 associated with the programmatic client hidden frame status 437 with the URL 453 associated with the hidden frame object 445 to determine if the client application program 428 may be requesting a forward change of the hidden frame 432. If the URL 449 is different from the URL 453, then the client application program 428 may be requesting a forward change of the user interface associated with

the hidden frame 432 and a branch is made to operation 478. Otherwise a branch is made to decision operation 480.

[0212] At operation 478, the programmatic client 18 requests the user interface identified with the URL 453 associated with the hidden frame object 445. For example, the programmatic client may utilize the method 452, as previously described on FIG. 28. Accordingly, the user does not perceive any change to the display at the client machine 22 because the hidden frame 432 does not include displayable user interface elements.

[0213] FIG. 29B illustrate a method 491, according to an embodiment, to process a user selection of the “ALL” user interface element 448. The method 491 commences at the client machine 22, at operation 480, with the user selecting the “ALL” button 473 on the visible user interface 466. In response, the client application program 428 generates and displays the visible user interface 492 without accessing the application server 28 or the cache 434.

[0214] FIG. 40 illustrates a visible user interface 492 and browser controls 403, according to an embodiment. The browser controls 403 include a back button 405. The visible user interface 492 includes the concept query 111, the browsing set 303 associated with “Price Range”, and the items found 472. The browsing set 303 includes “ALL” browsing values 286 associated with “Price Range.” Each browsing value 286 may be associated with a check box 468 and a count. The user may select one or more check boxes 468 thereby further narrowing the search for the items found 472.

[0215] Returning to FIG. 29B, at operation 484, the client application program 428 updates the URL 453 associated with the hidden frame object 445 and the URL 467 associated with the client application program hidden frame status 441 and the process ends. For example, the client application program 428 may store the following URL:

`http://search/HiddenUserInterface/static?Mode=ALL`

[0216] Returning to FIG. 27, at the client machine 22, at operation 477, the programmatic client 18 determines if there has been a forward change of the URL 453 associated with the hidden frame object 445, as previously described. If the programmatic client 18 determines there has been a forward change of the URL 453, then a branch is made to operation 478. Otherwise a branch is made to decision operation 481.

[0217] At operation 478, the programmatic client 18, requests the hidden user interface 229 based on the URL stored in the URL 453 associated with hidden frame object 445. For example, the programmatic client 18 may utilize the method 452, as previously described on FIG. 28.

[0218] FIG. 29C illustrate a method 462, according to an embodiment, to process a user selection of the back button 405. The method 462 commences at the client machine 22, at operation 486, with the user selecting the back button 470 from the browser control 403. In response, the programmatic client 18 may pop the top two entries off the user interface history 436, the second entry including the frame 438 and the URL 431 of the previous user interface displayed by the programmatic client 18. For example, the programmatic client 18 may determine that the previous user interface displayed in the hidden frame 432 may be identified with the following URL:

<http://search/HiddenUserInterface/static?Mode=MORE>

[0219] At operation 488, the programmatic client 18 requests the user interface 427 identified by the URL described above. For example, the method 452 may be utilized to request the user interface 427, as previously described.

[0220] Returning to FIG. 27, at the client machine 22, at decision operation 481, the client application program 428 determines if there has been a backward change of the URL 453 associated with the hidden frame object 445. For example, the client application program 428 may compare the URL 467 (e.g., associated with the client application program hidden frame status 441) with the URL 453 (e.g., associated with the hidden frame object 445) to determine if the client application program 428 processed a back button 405 request associated with the hidden frame 432. If the URL 467 is different from the URL 453 then a branch is made to operation 483. Otherwise a branch is made to decision operation 477.

[0221] At operation 483, the programmatic client 18, updates the visible frame 430 based on the user interface elements 448 identified by the URL 453. For example, the following URL 453 may signal the programmatic client 18 to update the visible frame 430 with the visible user interface 466 that corresponds to the "MORE" mode:

<http://search/HiddenUserInterface/static?Mode=MORE>

[0222] For example, the visible frame may be updated with the visible user interface 466 as illustrated on FIG. 39, as previously described.

[0223] FIG. 41 shows a diagrammatic representation of machine in the example form of a computer system 500 within which a set of instructions, for causing the machine to perform any one or more of the methodologies discussed herein, may be executed. In alternative embodiments, the machine operates as a standalone device or may be connected (e.g., networked) to other machines. In a networked deployment, the machine may operate in the capacity of a server or a client machine in server-client network environment, or as a peer machine in a peer-to-peer (or distributed) network environment. The machine may be a server computer, a client computer, a personal computer (PC), a tablet PC, a set-top box (STB), a Personal Digital Assistant (PDA), a cellular telephone, a web appliance, a network router, switch or bridge, or any machine capable of executing a set of instructions (sequential or otherwise) that specify actions to be taken by that machine. Further, while only a single machine is illustrated, the term "machine" shall also be taken to include any collection of machines that individually or jointly execute a set (or multiple sets) of instructions to perform any one or more of the methodologies discussed herein.

[0224] The example computer system 500 includes a processor 502 (e.g., a central processing unit (CPU) a graphics processing unit (GPU) or both), a main memory 504 and a static memory 506, which communicate with each other via a bus 508. The computer system 500 may further include a video display unit 510 (e.g., a liquid crystal display (LCD) or a cathode ray tube (CRT)). The computer system 500 also includes an alphanumeric input device 512 (e.g., a keyboard), a cursor control device 514 (e.g., a mouse), a disk

drive unit 516, a signal generation device 518 (e.g., a speaker) and a network interface device 520.

[0225] The disk drive unit 516 includes a machine-readable medium 522 on which is stored one or more sets of instructions (e.g., software 524) embodying any one or more of the methodologies or functions described herein. The software 524 may also reside, completely or at least partially, within the main memory 504 and/or within the processor 502 during execution thereof by the computer system 500, the main memory 504 and the processor 502 also constituting machine-readable media.

[0226] The software 524 may further be transmitted or received over a network 526 via the network interface device 520.

[0227] While the machine-readable medium 522 is shown in an example embodiment to be a single medium, the term "machine-readable medium" should be taken to include a single medium or multiple media (e.g., a centralized or distributed database, and/or associated caches and servers) that store the one or more sets of instructions. The term "machine-readable medium" shall also be taken to include any medium that is capable of storing, encoding or carrying a set of instructions for execution by the machine and that cause the machine to perform any one or more of the methodologies of the present invention. The term "machine-readable medium" shall accordingly be taken to include, but not be limited to, solid-state memories, optical and magnetic media, and carrier wave signals.

[0228] Thus, methods and systems to facilitate searching a data resource have been described. Although the present invention has been described with reference to specific example embodiments, it will be evident that various modifications and changes may be made to these embodiments without departing from the broader spirit and scope of the invention. Accordingly, the specification and drawings are to be regarded in an illustrative rather than a restrictive sense.

We claim:

1. A method to facilitate searching a data resource utilized by sellers and buyers that transact items in a network-based marketplace, the method including:

receiving information, from a seller, that is associated with an item;

evaluating the information in real time with a rule that includes an expression and supplemental information;

if the expression evaluates true, supplementing the information with the supplemental information; and

storing the information and the supplemental information in the data resource, the evaluating, supplementing and storing performed in real time to facilitate a search of the information and the supplemental information in real time.

2. The method of claim 1, wherein the evaluating the information includes evaluating at least one from a group including a title, a description, a listing category, an item specific, a price, a selling format, a selling duration, an auction duration, a payment method, shipping information, an item location, and buyer requirements.

3. The method of claim 2, wherein the selling format includes any one of a group of formats including a fixed-price format and an auction format.

4. The method of claim 2, wherein the item specific describes the condition of the item.

5. The method of claim 2, further including adding catalog information to the information responsive to searching the information and identifying at least one from a group of information including an USBN number, a Universal Product Number, a Universal Product Code and a proper noun.

6. The method of claim 1, wherein supplementing the information includes determining at least one domain to register to the information, wherein the domain includes any one from a group including a product type and a service type.

7. The method of claim 1, wherein the rule is selected from a group of rules including classification rules and inference rules.

8. The method of claim 7, wherein the classification rule is utilized to associate a concept to the information to facilitate a search by a buyer.

9. The method of claim 7, wherein the inference rule is utilized to infer a concept that is associated to the information to facilitate a search by the buyer.

10. The method of claim 1, wherein the supplemental information includes a concept-value pair that includes a concept and a value, the concept associated with a plurality of values that include the value.

11. The method of claim 1, further including evaluating classification information associated to the information to infer inference information.

12. A system to facilitate a search of a data resource utilized by sellers and buyers that transact items in a network-based marketplace, the system including:

a receiving module to receive, from a seller, information that is associated with an item;

a rule application module to evaluate the information with a rule that includes an expression and supplemental information that is utilized to supplement the information if the expression evaluates true; and

a processing module to store the information and the supplemental information, the evaluating, supplementing, and storing performed in real time to facilitate a search of the information and the supplemental information in real time.

13. The system of claim 12, wherein the evaluating the information includes evaluating at least one from a group including a title, a description, a listing category, an item specific, a price, a selling format, a selling duration, an auction duration, a payment method, shipping information, an item location, and buyer requirements.

14. The system of claim 13, wherein the selling format includes any one of a group of formats including a fixed-price format and an auction format.

15. The system of claim 13, wherein the item specific describes a condition of the item.

16. The system of claim 13, wherein the receiving module searches the information to identify at least one from a group including an USBN number, a Universal Product Number, a Universal Product Code and a proper noun, the receiving module to add catalog information to the item information.

17. The system of claim 12, further including a classification engine to determine at least one domain to register to the item information, wherein the domain includes any one from a group including a product type and a service type.

18. The system of claim 12, wherein the rule is selected from a group of rules including classification rules and inference rules.

19. The system of claim 18, wherein the classification rule is utilized to associate a concept to the information to facilitate a search by a buyer.

20. The system of claim 18, wherein the inference rule is utilized to infer a concept that is associated to the information to facilitate a search by a buyer.

21. The system of claim 12, wherein the supplemental information includes a concept-value pair that includes a concept and a value, the concept associated with a plurality of values that include the value.

22. The system of claim 12, wherein processing module evaluates classification information associated to the information to infer inference information.

23. A machine readable medium storing a set of instructions that, when executed by a machine, cause the machine to:

receive information, from a seller, that is associated with an item;

evaluate the information with a rule that includes an expression and supplemental information;

if the expression evaluates true, supplement the information with the supplemental information; and

store the information and the supplemental information in a data resource, wherein the machine evaluates, supplements, and stores in real time to facilitate a search of the item information and the supplemental information in real time.

24. A system, the system including:

a first means for receiving information, from a seller, that is associated with an item; and

a second means for evaluating the information with a rule that includes an expression and supplemental information for supplementing the information if the expression evaluates true, the second means for storing the information and the supplemental information in a data resource, the evaluating, supplementing, and storing performed in real time to facilitate a search of the information and the supplemental information in real time.

25. A method to generate a query to search a data resource utilized by a seller and a buyer that transact an item in a network-based marketplace, the method including:

receiving a keyword query, from a buyer, that includes at least one keyword;

evaluating the at least one keyword with at least one rule that includes an expression and classification information; and

if the expression evaluates true, including the classification information in the query, wherein the classification information is utilized to search supplemental information stored in the data resource, the supplemental information generated from information that is entered by the seller.

26. The method of claim 25, wherein the information includes at least one of a group including a title, a description, a listing category, an item specific, a price, a selling

format, a selling duration, an auction duration, a payment method, shipping information, an item location, and buyer requirements.

27. The method of claim 26, wherein the item specific describes the condition of an item to be transacted on the network-based marketplace.

28. The method of claim 25, wherein the classification information includes a value that matches the keyword.

29. The method of claim 25, further including determining a domain by evaluating the at least one keyword with a rule that includes an expression and is associated with the domain.

30. A system to generate a query to search a data resource utilized by a seller and a buyer that transact items in a network-based marketplace, the system including:

a computing module to receive a keyword query, from a buyer, that includes at least one keyword; and

a query generation module to evaluate the at least one keyword with at least one rule that includes an expression and classification information, the query generation module to include the classification information in the query if the expression evaluates true, the classification information utilized to search supplemental information stored in the data resource, the supplemental information generated from item information that is entered by the seller.

31. The system of claim 30, wherein the information includes at least one of a group including a title, a description, a listing category, an item specific, a price, a selling

format, a selling duration, an auction duration, a payment method, shipping information, an item location, and buyer requirements.

32. The system of claim 31, wherein the item specific describes the condition of an item to be transacted on the network-based marketplace.

33. The system of claim 30, wherein the classification information includes a value that matches the keyword.

34. The system of claim 30, wherein the query generation module determines a domain by evaluating the at least one keyword with a rule that includes an expression and is associated with the domain.

35. A machine readable medium storing a set of instructions that, when executed by a machine, cause the machine to:

receive a keyword query, from a buyer, that includes at least one keyword;

evaluate the at least one keyword with at least one rule that includes an expression and classification information; and

if the expression evaluates true, including the classification information in the query, wherein the classification information is utilized to search supplemental information stored in the data resource, the supplemental information generated from information that is entered by the seller.

* * * * *