



(86) **Date de dépôt PCT/PCT Filing Date:** 2007/01/16
(87) **Date publication PCT/PCT Publication Date:** 2007/07/26
(45) **Date de délivrance/Issue Date:** 2015/07/07
(85) **Entrée phase nationale/National Entry:** 2008/07/11
(86) **N° demande PCT/PCT Application No.:** US 2007/001026
(87) **N° publication PCT/PCT Publication No.:** 2007/084452
(30) **Priorité/Priority:** 2006/01/18 (US11/334,049)

(51) **Cl.Int./Int.Cl. C09D 5/14** (2006.01),
A01N 25/10 (2006.01), **A01N 33/12** (2006.01),
A01P 1/00 (2006.01), **A61L 27/34** (2006.01),
A61L 27/54 (2006.01), **A61L 31/10** (2006.01),
A61L 31/16 (2006.01), **C09D 139/06** (2006.01),
C09D 175/04 (2006.01)

(72) **Inventeurs/Inventors:**
QU, XIN, US;
GRUENING, RAINER, US;
MERRITT, KAREN, US;
CHEN, PAUL N., US;
FALEVICH, VITALY, US

(73) **Propriétaire/Owner:**

(54) **Titre : COMPOSITIONS DE FILM TENSIOACTIF NON SUJET A LIXIVIATION POUR EMPECHER UNE ADHESION MICROBIENNE**

(54) **Title: NON-LEACHING SURFACE-ACTIVE FILM COMPOSITIONS FOR MICROBIAL ADHESION PREVENTION**

(57) **Abrégé/Abstract:**

Surface-active, non-leaching antimicrobial film forming compositions and methods for their application to preferably medical device surfaces are provided. The compositions form durable coatings with long-lasting antimicrobial efficacy without formation of a zone of inhibition. Optionally the films can be hydrophilic. Specific long-chain molecules of certain chemical reactivity are covalently bonded into a polymeric matrix. They maintain a long-term anti-microbial efficacy without being leached out into the aqueous environment. The polymeric matrix of the compositions contain functional groups, which covalently bond to an amine, thiol, carboxyl, aldehyde or hydroxyl active group of selected long chain quaternary ammonium compounds. Upon formation of a covalent bonding with the polymeric matrix the long chain compounds become immobilized but still maintain antimicrobial efficacy. They do not leach out over extended period of time into the aqueous environment and maintain an anti-microbial efficacy against microorganisms. The coating is useful to prevent bacterial colonization on a variety of surface including surfaces of medical devices.



(73) **Propriétaires(suite)/Owners(continued):**HYDROMER, INC., US

(74) **Agent:** PIASETZKI NENNIGER KVAS LLP

(12) INTERNATIONAL APPLICATION PUBLISHED UNDER THE PATENT COOPERATION TREATY (PCT)

REVISED VERSION

(19) World Intellectual Property Organization
International Bureau



(43) International Publication Date
26 July 2007 (26.07.2007)

PCT

(10) International Publication Number
WO 2007/084452 A3

(51) International Patent Classification:

B05D 3/00 (2006.01) **A61F 2/00** (2006.01)

(21) International Application Number:

PCT/US2007/001026

(22) International Filing Date: 16 January 2007 (16.01.2007)

(25) Filing Language: English

(26) Publication Language: English

(30) Priority Data:

11/334,049 18 January 2006 (18.01.2006) US

(71) Applicant (*for all designated States except US*): **HYDROMER, INC.** [US/US]; 35 Industrial Parkway, Branchburg, NJ 08876 (US).

(72) Inventors; and

(75) Inventors/Applicants (*for US only*): **QU, Xin** [CN/US]; 54 Eggers Street, East Brunswick, NJ 08816 (US). **GRUENING, Rainer** [DE/US]; 24 Voorhees Drive, Basking Ridge, NJ 07920 (US). **MERRITT, Karen** [US/US]; 574 Auten Road, Apartment 2A, Hillsborough, NJ 08844 (US). **CHEN, Paul, N.** [US/US]; 140 Kennedy Street, Canandaigua, NY 14424 (US). **FALEVICH, Vitaly** [US/US]; 350 Baldwin Road, Parsippany, NJ 07054 (US).

(74) Agent: **BARON, Ronald, J.**; Hoffman & Baron, Llp, 6900 Jericho Turnpike, Syosset, NY 11791 (US).

(81) Designated States (*unless otherwise indicated, for every kind of national protection available*): AE, AG, AL, AM, AT, AU, AZ, BA, BB, BG, BR, BW, BY, BZ, CA, CH, CN, CO, CR, CU, CZ, DE, DK, DM, DZ, EC, EE, EG, ES, FI, GB, GD, GE, GH, GM, GT, HN, HR, HU, ID, IL, IN, IS, JP, KE, KG, KM, KN, KP, KR, KZ, LA, LC, LK, LR, LS, LT, LU, LV, LY, MA, MD, MG, MK, MN, MW, MX, MY, MZ, NA, NG, NI, NO, NZ, OM, PG, PH, PL, PT, RO, RS, RU, SC, SD, SE, SG, SK, SL, SM, SV, SY, TJ, TM, TN, TR, TT, TZ, UA, UG, US, UZ, VC, VN, ZA, ZM, ZW.

(84) Designated States (*unless otherwise indicated, for every kind of regional protection available*): ARIPO (BW, GH, GM, KE, LS, MW, MZ, NA, SD, SL, SZ, TZ, UG, ZM, ZW), Eurasian (AM, AZ, BY, KG, KZ, MD, RU, TJ, TM), European (AT, BE, BG, CH, CY, CZ, DE, DK, EE, ES, FI, FR, GB, GR, HU, IE, IS, IT, LT, LU, LV, MC, NL, PL, PT, RO, SE, SI, SK, TR), OAPI (BF, BJ, CF, CG, CI, CM, GA, GN, GQ, GW, ML, MR, NE, SN, TD, TG).

Published:

- with international search report
- before the expiration of the time limit for amending the claims and to be republished in the event of receipt of amendments

(88) Date of publication of the international search report:

21 December 2007

Date of publication of the revised international search report: 7 February 2008

(15) Information about Correction:

see Notice of 7 February 2008

(54) Title: NON-LEACHING SURFACE-ACTIVE FILM COMPOSITIONS FOR MICROBIAL ADHESION PREVENTION

(57) Abstract: Surface-active, non-leaching antimicrobial film forming compositions and methods for their application to preferably medical device surfaces are provided. The compositions form durable coatings with long-lasting antimicrobial efficacy without formation of a zone of inhibition. Optionally the films can be hydrophilic. Specific long-chain molecules of certain chemical reactivity are covalently bonded into a polymeric matrix. They maintain a long-term anti-microbial efficacy without being leached out into the aqueous environment. The polymeric matrix of the compositions contain functional groups, which covalently bond to an amine, thiol, carboxyl, aldehyde or hydroxyl active group of selected long chain quaternary ammonium compounds. Upon formation of a covalent bonding with the polymeric matrix the long chain compounds become immobilized but still maintain antimicrobial efficacy. They do not leach out over extended period of time into the aqueous environment and maintain an anti-microbial efficacy against microorganisms. The coating is useful to prevent bacterial colonization on a variety of surface including surfaces of medical devices.

WO 2007/084452 A3

NON-LEACHING SURFACE-ACTIVE FILM COMPOSITIONS FOR MICROBIAL ADHESION PREVENTION

BACKGROUND OF INVENTION

5 Field of Invention

 The present invention relates to surface-active, non-leaching antimicrobial film forming compositions and methods for their application to a surface to provide the surface with non-leaching anti-microbial properties. The compositions of the present invention form durable coatings with long-lasting anti-microbial efficacy
10 without formation of a zone of inhibition. The compositions according to the present invention are also directed to durable non-leaching coatings which exhibit a reduced tendency for blood coagulation.

Background

15 Microorganisms can grow and multiply in the presence of water and suitable temperature conditions with enormous speed. It is estimated that under favorable temperature and moisture conditions a microbial, e.g., bacterial, population can double every 20 minutes. Protection from dangerous levels of microbes by various methods is a must in our daily life. Infection prevention by rinsing with water or
20 washing off with soap and water is a common process to reduce the levels of microbial organisms on our skin. Numerous anti-microbial agents or materials, having varying water solubility and bioavailability to kill microbes, are also used in a wide range of concentrations and applications. Examples of such agents or materials include biocides, preservatives, anti-microbials and antibiotics. The mode of action
25 for such agents can vary.

 One method for controlling the growth and proliferation of microorganisms is to provide a controlled amount of an anti-microbial agent and have it constantly available to kill in the vicinity of the agent. The antimicrobial agent can be embedded
30 or encapsulated in certain media with a specific release mechanism to ensure

microbial kill for the protection of an underlying substrate or for the gradual release into an environment, which needs to be protected from microbial attack over an extended period of time. From a biological test method point of view the antimicrobials form a kill zone or area around the media in which they are embedded or encapsulated that varies according to concentration and strength of efficacy of the antimicrobial. A certain amount leaches out constantly to provide a zone in which no organism can survive. The eluted amount must be above the Minimum Inhibiting Concentration (MIC). Usually a killing potential of around 95% is used to establish the MIC value of an antimicrobial. MIC values are commonly measured, to compare efficacy strength between different antimicrobials. The resulting area of no microbial growth is known as the "Zone of Inhibition."

Other terms used to describe antimicrobial function include bacteriostatic, fungistatic and biostatic. The definitions were in many cases overlapping with the terms bactericidal, fungicidal and biocidal. In general, however, the -cidal terms stand for eradicating or eliminating completely where as the -static terms stand for keeping the amount just in balance. Thus, -static refers to agents which kill organisms in an amount substantially equal to newly evolving organisms. From an MIC value point of view, as discussed above, the value would be about 50% killing strength. However, the mode of action of an active chemical compound as bacteriostatic and bacteriocidal ingredient is still considered to be the same. U.S. Patent No. 2,510,428 discloses bacteriostatic and bacteriocidal concentrations ranging from 0.1ppm to 5% for 2, 3 diphenylindol, which relies on a concentration gradient for antimicrobial efficacy. GB 871228 discloses a biostatic plastic formed by extrusion of styrene/acrylonitril containing chlorophenols. GB871228 states that antimicrobial efficacy is maintained after repeated washing and after years of use. The chlorophenols migrate to the surface of the plastic to provide biostatic activity. However, this forms a zone of inhibition around the surface of the plastic and the chlorophenols gradually deplete over time.

30

Wherever there is a free access of surfaces by microbial organisms, adherence of the organisms to such surfaces occurs and microbial contamination of these

surfaces is a consequence. As a further consequence, it would be beneficial for numerous applications to prevent adherence of such organisms to a surface. Several methods for accomplishing this have been suggested. One way would be to constantly heat the surface to a temperature beyond the survival temperature of the organisms. This is not always practical or economical. Other ways of establishing an anti-microbial surface property that have been suggested include immobilizing antimicrobial, antiseptic or antibiotic agents on the surface of interest, for example, cellulosic, synthetic textile or medical device surfaces, to reduce bacterial adhesion and subsequently prevent bacterial infection. The surfaces are prepared by entrapment or embedding of antimicrobial compounds in surface coatings. These surfaces involve a leaching mechanism and create a zone of inhibition. Chemically bonding (electrostatic, ionic or covalent) of active ingredients has also been suggested to achieve microbial adhesion prevention on surfaces of interest. However, in many cases the toxicological side effects are a concern, for example, in the case of covalent bonding of pentachlorophenol to a polymeric matrix. In most other cases the antimicrobial efficacy is lost due to the synthesis of a different molecular entity.

Other attempts at immobilizing active ingredients to provide a non-leaching anti-microbial property that have been suggested include an ionic quat bonding mechanism, such as antimicrobial surface active polymers as discussed in U.S. Patent Nos. 4,229,838; 4,613,517; 4,678,660; 4,713,402; and 5,451,424. However, the ionic bonding drastically limits the longevity of efficacy of such surfaces. Over a relative short time in an aqueous environment the ionically bonded antimicrobial moieties will be washed out. Additional examples of surface active polymers are discussed in U.S. Patent Nos. 5,783,502; 6,251,967; and 6,497,868, as well as in U.S. Published Application Nos. 2002/0051754, 2002/0177828, 2003/0175503 and 2003/117579. Although these references discuss reduced leaching of the active anti-microbial agent, they do disclose a covalent bonding mechanism or hydrophilic surface properties which provide long term efficacy for a non-leaching moiety. Further, there are other references that suggest the use of non-leaching active anti-microbial agents to provide an anti-microbial surface, but include a definition of "non-leaching" that would provide a zone of inhibition.

Antimicrobial surfaces employing long-chain antimicrobials with specific functional groups have also been proposed. As opposed to making antimicrobials available in solution, where organisms are attacked in free flowing aqueous or less mobile but moist environments with relative small biocidal molecular entities, it is suggested that the long chain antimicrobials provide killing surfaces by a different mode of action. The suggested mode of action involves the long chain molecular moieties penetrating the microbial cell. The pierced cell dies and the anchored long chain is ready for the next cell to be pierced. However, the prior art methods utilizing long chain antimicrobials have drawbacks which include significantly reduced efficacy over time, due to insufficient bonding to the surface or a build-up of dead microbial bodies on the surface, and the formation of a zone of inhibition due to leaching or detachment of the penetrating moieties.

It is an object of this invention to provide compositions which form durable coatings with long lasting antimicrobial efficacy without formation of a zone of inhibition and without the drawbacks discussed above.

Another object of this invention is to provide surface active antimicrobial film forming compositions that include long chain molecules that chemically bond with a polymeric matrix upon drying or curing of the matrix to provide a non-leaching surface having long lasting antimicrobial efficacy.

It is another object of the invention to provide coatings in accordance with the preceding objects which are optionally hydrophilic and lubricious organic coatings which have good adherence to substrates, and, for applications involving contact with blood, to provide such coatings which do not trigger blood coagulation on the coated surfaces.

SUMMARY OF INVENTION

The present invention is a non-leaching anti-microbial coating composition which provides surfaces upon drying and evaporation of its carrier solvents with microbial, e.g., bacterial, adhesion prevention. The present invention also includes a method of preparing and applying the composition of the invention. The mode of action is believed to be a microbial cell wall piercing mechanism without forming a zone of inhibition due to leaching. A polymeric matrix with reactive groups is reacted with counterparts of reactive groups of specific antimicrobial molecules to form a new chemically, e.g. covalently, bonded, non-leaching polymeric matrix and converting the original antimicrobial potential based on leaching into an anti-microbial potential without leaching.

The piercing moieties of prepared surfaces are immobilized and do not leach out. The piercing moieties are preferably covalently bonded so that they are not subject of easy hydrolysis, which would allow the piercing moieties to be released and washed away. In terms of MIC, there is preferably no zone of inhibition formed and the MIC value is far below the 50% value, and is preferably close to or equal to zero. In praxis surfaces coated with the composition of the present invention, cured and exposed to micro-organisms, preferably do not exhibit a zone of inhibition, but still prevent growth or colonization of micro-organisms on treated surfaces.

The resulting non-leaching anti-microbial coated surfaces can be made optionally highly lubricous. Covalent links of the polymer to the antimicrobial can be establish by the functions of esters, ethers, thioesters, thioethers, carbamates, urethanes, ureas, amids or linking mechanisms commonly used in polymerization such as radical polymerization or converting unsaturated carbon-carbon bonds into higher molecular branched single carbon-carbon bonds. The polymeric surface coating on a substrate with microbial adhesion prevention property of the present invention preferably withstands extensive exposure to a leaching solution without losing its anti-microbial property. The coated substrates preferably do not form a zone of inhibition as determined by bioassay. Suitable carrier solvents can include

water, methyl ethyl ketones, N-methylpyrrolidones, tetrahydrofurans, ethyl lactates, dichloromethanes, chloroforms, ethyl acetates, propylene glycol methyl ethers, propylene glycol methyl ether acetates, alcohols, ethers, esters, aromatics, chlorinated hydrocarbons, hydrocarbons and mixtures thereof. The composition is preferably
5 useful for treating surfaces of medical devices, surgical dressings, hydrogels, textiles, paper, cloths, metals, glass, plastics and the like.

In one aspect, the invention is directed to a curable antimicrobial film forming composition comprising a polymeric matrix, a carrier solvent and at least one long
10 chain compound comprising a functional group capable of forming a chemical bond with the matrix upon evaporating the carrier solvent and drying or curing of the composition. The functional group is preferably selected from the group consisting of an amine, thiol, carboxyl, aldehyde, hydroxyl and combinations thereof. The at least one long chain compound is non-leaching upon drying or curing the composition and
15 is capable of penetrating cell walls of microbial organisms and preventing microbial colonization on the surface of the cured composition. The at least one long chain compound also has sufficient length to protrude through organic debris deposited over time on the surface of the cured composition.

20 The polymeric matrix preferably includes at least one polyurethane prepolymer comprising at least one functional group capable of forming a chemical bond, preferably a covalent bond, with the functional group of the long chain compound, either directly or through a cross-linker, upon drying or curing of the coating composition.

25

The long chain compound is preferably a surfactant of a type selected from the group consisting of an anionic, cationic and non-ionic surfactant. Preferably, the film forming composition includes a combination of at least two surfactants. The combination of at least two surfactants can include surfactants having different chain
30 lengths. Preferably, the surfactant is a cationic surfactant and, preferably, the cationic surfactant is a quaternary ammonium compound.

The quaternary ammonium compound is preferably selected from the group consisting of an alkyl hydroxyethyl dimethyl ammonium chloride; polyquaternium 11; a quaternized copolymer of vinylpyrrolidone and dimethylaminoethylmethacrylate; polyquaternium 16; polyquaternium 44; a
5 combination of a vinylpyrrolidone and quaternized vinylimidazole; polyquaternium-55; a quaternized copolymer of vinylpyrrolidone and dimethylaminoethyl; N,N-Dimethyl-N-dodecyl-N-(2-hydroxy-3-sulfopropyl) ammonium betaine; N-alkyl acid amidopropyl-N,N-dimethyl-N-(3-sulfopropyl)-ammonium betaine; 3-chloro-2-hydroxypropyl-alkyl-dimethylammonium chloride with a long chain alkyl group; and
10 combinations thereof.

Preferably, the surfactant projects at least about 15 Å away, more preferably at least about 30 Å away and, most preferably, at least about 60 Å away from the surface of the cured coating. Depending on the desired application and the thickness
15 of the organic buildup, the surfactant can be chosen to adjust the distance that it projects away from the surface of the cured coating and beyond the organic debris. The organic debris can be selected from the group consisting of dead microbial cells, proteinaceous buildup and a combination thereof.

20 Preferably, the film forming composition includes a hydrophilic water-soluble organic monomer, oligomer, prepolymer, polymer or copolymer of a type and in an amount sufficient to provide the cured composition with a reduction in friction of at least about 70% compared to the uncoated surface when each are wetted with water or an aqueous solution. Preferably, the reduction in friction is at least about 80%,
25 more preferably at least about 90% and, most preferably, at least about 95%.

In another aspect, the invention is directed to a curable antimicrobial coating composition comprising at least one polyurethane prepolymer present in an amount from about 0.01% to about 20% based on the weight of the composition; at least one
30 carrier solvent capable of at least partially dissolving said polyurethane prepolymer, present in an amount from about 0.5% to about 99.89% based on the weight of the composition; and at least one long chain organic compound having a functional group

selected from the group consisting of an amine, thiol, carboxyl, aldehyde and hydroxyl, present in an amount from about 0.01% to about 10% based on the weight of the composition, wherein the polyurethane prepolymer contains at least one functional group capable of forming a chemical bond with the functional group of the long chain organic compound upon evaporation of the carrier solvent. In one embodiment, the composition is capable of forming a chemical bond directly between the functional groups of the polyurethane prepolymer and the long chain organic compound. In another embodiment, the composition includes a crosslinker capable of crosslinking the functional groups of the polyurethane prepolymer and the long chain organic compound. Preferably, the chemical bond is a covalent bond.

The long chain organic compound can be a surfactant of a type selected from the group consisting of anionic, cationic and non-ionic surfactants. Preferably, the long chain organic compound is a cationic surfactant and, preferably, the cationic surfactant is a quaternary ammonium compound. Preferably, the quaternary ammonium compound is present in an amount from about 0.01% to about 5% based on the weight of the composition.

In one preferred aspect, the invention is directed to a curable antimicrobial coating composition comprising at least one polyurethane prepolymer present in an amount from about 0.01% to about 20% based on the weight of the composition; at least one carrier solvent capable of at least partially dissolving said polyurethane prepolymer, present in an amount from about 0.5% to about 99.89% based on the weight of the composition; a hydrophilic component comprising a hydrophilic organic monomer, oligomer, prepolymer, polymer or copolymer derived from vinyl alcohol, N-vinylpyrrolidone, N-vinyl lactam, acrylamide, amide, styrenesulfonic acid, combination of vinylbutyral and N-vinylpyrrolidone, hydroxyethyl methacrylate, acrylic acid, vinylmethylether, vinylpyridylium halide, methyl cellulose, ethyl cellulose, carboxymethyl cellulose, hydroxyethyl cellulose, hydroxypropyl cellulose, hydroxymethyl ethyl cellulose, hydroxypropylmethyl cellulose, cellulose acetate, cellulose nitrate, starch, gelatin, albumin, casein, gum, alginate, hydroxyethyl (meth)acrylate, hydroxypropyl (meth)acrylate, ethylene glycol (meth)acrylates (e.g.

triethylene glycol (meth)acrylate) and meth)acrylamide), N-alkyl (meth) acrylamides (e.g. N-methyl (meth)acrylamide and N-hexyl (meth)acrylamide), N,N-dialkyl (meth)acrylamides (e.g. N,N-dimethyl (meth)acrylamide and poly-N,N-dipropyl (meth)acrylamide), N-hydroxyalkyl (meth)acrylamide polymers, such as poly-N-methylol (meth)acrylamide and poly-N-hydroxy ethyl (meth)acrylamide, and N,N-dihydroxyalkyl (meth)acrylamide polymers, such as poly-N,N-dihydroxyethyl (meth)acrylamide, ether polyols, polyethylene oxide, polypropylene oxide, and poly(vinyl ether), alkylvinyl sulfones, alkylvinylsulfone-acrylates or a combination thereof, present in an amount from about 0.01 to about 40 % based on the weight of the composition; and at least one quaternary ammonium compound present in an amount from about 0.01% to about 5% based on the weight of the composition and having the following formula:



wherein:

L represents a hydrocarbon group which comprises at least one functional group capable of forming a chemical bond with the polyurethane prepolymer, upon curing of the coating composition by evaporation of said carrier solvent, and having sufficient length to allow the at least one quaternary ammonium compound to protrude through and beyond organic debris deposited over time on the surface of the cured coating composition, wherein the functional group is capable of reacting with the polyurethane prepolymer directly or with a crosslinker that is capable of crosslinking the quaternary ammonium compound with the polyurethane prepolymer upon evaporation of the carrier solvent; and at least one of R₁, R₂ and R₃ represents a hydrocarbon group which is capable of penetrating cell walls of a microbial organism and killing the organism.

In one embodiment, L has a chain length between 1 and about 40 atoms; R₁ and R₃ independently have chain lengths between 1 and about 4 atoms; and R₂ has a

chain length between about 12 and about 23 atoms. Preferably, L has a chain length between about 5 and 30 atoms and, more preferably, between about 10 and 25 atoms.

5 In one embodiment, the polyurethane prepolymer contains at least one functional group selected from the group consisting of a reactive isocyanate, blocked isocyanate, thioisocyanate, carboxyl, amino, vinyl and combinations thereof. Preferably, the at least one functional group is selected from the group consisting of a reactive isocyanate, blocked isocyanate and thioisocyanate.

10 The coating composition can also include a modifying polymer selected from the group consisting of polyester, polyalkyd, maleic anhydride polymer, maleic anhydride copolymer, polyol, polyamine, polyamid, polyacrylate, polyvinyl alcohol, polyvinyl acetate, polyglucosamid, polyglucosamine, polyvinylpyrrolidone, their copolymers and combinations thereof.

15 Preferably, the hydrophilic component comprises a polymer, copolymer or prepolymer selected from the group consisting of N-polyvinylpyrrolidone, polyvinyl alcohol, alkylpolyol, alkoxypolyol, polysaccharide, polyglucosamid, polyglucosamine and combinations thereof.

20 Preferably, the hydrophilic component is present in an amount from about 0.2% to about 15% and, more preferably, about 1% to about 12%, based on the weight of the composition in replacement of the carrier solvent. The hydrophilic polymer, copolymer or prepolymer is most preferably polyvinylpyrrolidone (PVP).
25 Preferably, the PVP is present in an amount at least approximately equal to the amount of the quaternary ammonium compound.

In the case where a crosslinker is used, the crosslinker is preferably selected from the group consisting of an aziridine, carbdiimid, melamine, a substituted
30 melamine, a melamine derivative, multifunctional alcohol, multifunctional aldehyde, multifunctional amine, multifunctional isocyanate and combinations thereof. The crosslinker is preferably present in an amount from about 0.001% to about 5%, and

more preferably about 0.1% to about 2.5%, based on the weight of the composition in replacement of said carrier solvent.

The coating composition can also include a reaction enhancing catalyst.

5 Preferred catalysts include catalysts selected from the group consisting of tin organic compounds, cobalt organic compounds, trimethylamine, triethylamine and combinations thereof. Examples of preferred catalysts include dibutyltin dilaurate and cobalt octoate.

10 The carrier solvent can be selected from the group consisting of water, methyl ethyl ketone, N-methylpyrrolidone, tetrahydrofuran, dichloromethane, chloroform, ethyl acetate, propylene glycol methyl ether, propylene glycol methyl ether acetate, diacetone alcohol, ether, ester, aromatic hydrocarbon, chlorinated hydrocarbon, linear hydrocarbon and combinations thereof.

15 In the above formula, L is preferably of sufficient length to allow a substantial number of positively charged nitrogen atoms to remain above dead microorganisms (or organic debris) that accumulate on the surface of the cured composition when in use. Preferably, at least about 20 %, more preferably at least about 30% and, most preferably, at least about 50%, of the positively charged nitrogen atoms remain above the dead microorganisms and debris that builds up on the surface of the cured composition when in use. The R groups are selected to be of types and chain lengths to compliment each other to be effective so that the overall quaternary ammonium compound is effective in penetrating and destroying microbial cell walls and causing the death of the cell.

The at least one quaternary ammonium compound is preferably selected from the group consisting of an alkyl hydroxyethyl dimethyl ammonium chloride; polyquaternium 11; a quaternized copolymer of vinylpyrrolidone and dimethylaminoethylmethacrylate; polyquaternium 16; polyquaternium 44; a combination of a vinylpyrrolidone and quaternized vinylimidazol; polyquaternium-55; a quaternized copolymer of vinylpyrrolidone and dimethylaminoethyl; N,N-

Dimethyl-N-dodecyl-N-(2-hydroxy-3-sulfopropyl) ammonium betaine; N-alkyl acid amidopropyl-N,N-dimethyl-N-(3-sulfopropyl)-ammonium betaine; 3-chloro-2-hydroxypropyl-alkyl-dimethylammonium chloride with a long chain alkyl group; and combinations thereof.

5

Preferably, the coating composition contains a combination of at least two of the above-listed quaternary ammonium compounds. In one preferred embodiment, the coating composition contains a combination of a 3-chloro-2-hydroxypropyl-stearyl dimethyl ammonium chloride and an alkyl hydroxyethyl dimethyl -R-ammonium chloride. In one embodiment, the coating composition contains a combination of at least three of the above-listed quaternary ammonium compounds. In such an embodiment, the combination preferably includes an alkyl hydroxyethyl dimethyl ammonium chloride, a 3-chloro-2-hydroxypropyl-cocoalkyl-dimethyl ammonium chloride and a 3-chloro-2-hydroxypropyl-stearyl-dimethyl ammonium chloride, e.g., a combination of Praepagen HY, Quab 360 and Quab 426.

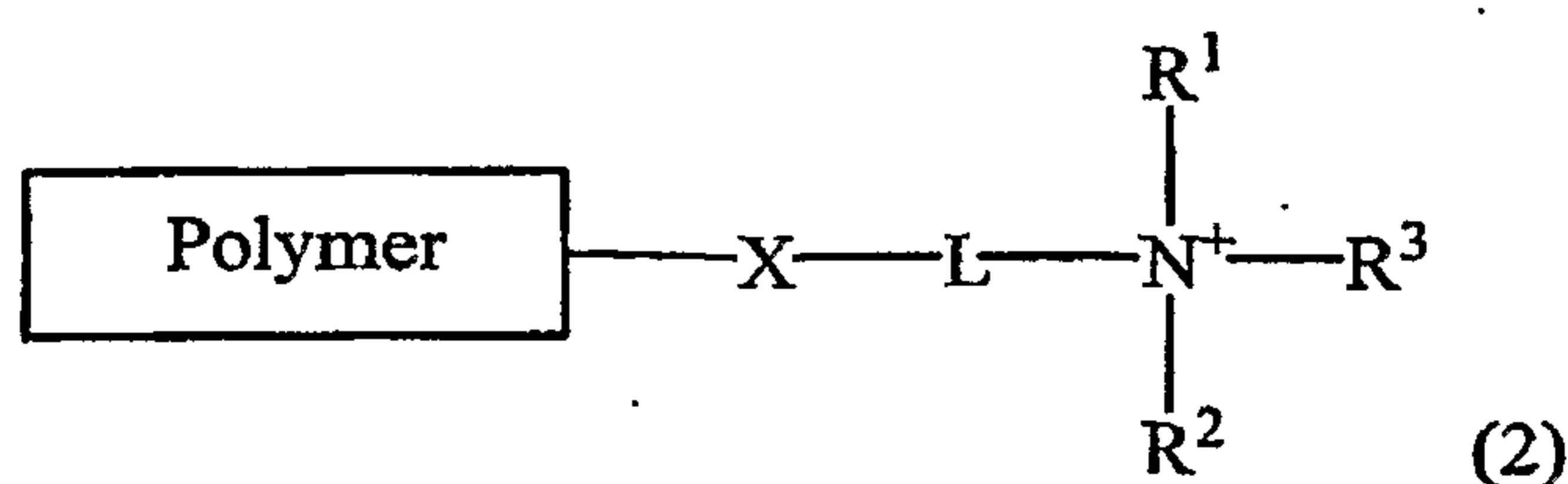
10
15

The coating composition can also include an additional component intended to leach out of the cured coating composition selected from the group consisting of an antimicrobial compound, biocide, antibiotic, drug, vitamin, fungicide, fungistat, virucide, germicide, spermicide, therapeutic agent, plant extract and combinations thereof.

20

In yet another aspect, the invention is directed to a non-leaching antimicrobial solid surface coating comprising a solid polymeric matrix covalently bound to a quaternary antimicrobial compound having the following formula:

25



wherein:

the polymeric matrix comprises a cured polyurethane;

X represents -O-, -S-, -CO-, -COO-, -NH-CO-, or -NH-;

L represents a chain extending, multifunctional linker, having a chain length sufficient to extend N approximately equal to or beyond any proteinaceous debris that builds up on the coating surface;

N represents nitrogen or phosphor; and

R¹, R² and R³ independently represent carbon chains, in which at least one R group has sufficient length to penetrate and destroy microbial cell walls, resulting in death of the cell.

In one embodiment, R¹ and R² independently represent hydrocarbon groups having chain lengths from one to about four atoms, and R³ represents a hydrocarbon group having about 12 to about 23 atoms.

In yet another aspect, the invention is directed to a medical device for introduction into a human or animal body, comprising an antimicrobial coating on at least one surface of the device, the antimicrobial coating comprising:

a polymeric matrix which comprises a polyurethane component; and
at least one long chain surfactant chemically bonded to the polyurethane component, the surfactant projecting away from the surface of the antimicrobial coating and having sufficient length to protrude through organic debris deposited over time on the surface of the antimicrobial coating as a result of being introduced into a human or animal body. The surfactant is non-leaching and is capable of penetrating cell walls of microbial organisms and preventing microbial colonization over the surface of the antimicrobial coating. Preferably, the long chain surfactant is covalently bonded to the polyurethane component.

The medical device can also include a hydrophilic organic monomer, oligomer, prepolymer, polymer or copolymer derived from vinyl alcohol, N-vinylpyrrolidone, N-vinyl lactam, acrylamide, amide, styrenesulfonic acid, combination of vinylbutyral and N-vinylpyrrolidone, hydroxyethyl methacrylate, acrylic acid, vinylmethyl ether, vinylpyridylium halide, methyl cellulose, ethyl

cellulose, carboxymethyl cellulose, hydroxyethyl cellulose, hydroxypropyl cellulose, hydroxymethyl ethyl cellulose, hydroxypropylmethyl cellulose, cellulose acetate, cellulose nitrate, starch, gelatin, albumin, casein, gum, alginate, hydroxyethyl (meth)acrylate, hydroxypropyl (meth)acrylate, ethylene glycol (meth)acrylates (e.g. triethylene glycol (meth)acrylate) and meth)acrylamide), N-alkyl (meth) acrylamides (e.g. N-methyl (meth)acrylamide and N-hexyl (meth)acrylamide), N,N-dialkyl (meth)acrylamides (e.g. N,N-dimethyl (meth)acrylamide and poly-N,N-dipropyl (meth)acrylamide), N-hydroxyalkyl (meth)acrylamide polymers, such as poly-N-methylol (meth)acrylamide and poly-N-hydroxy ethyl (meth)acrylamide, and N,N-dihydroxyalkyl (meth)acrylamide polymers, such as poly-N,N-dihydroxyethyl (meth)acrylamide, ether polyols, polyethylene oxide, polypropylene oxide, and poly(vinyl ether), alkylvinyl sulfones, alkylvinylsulfone-acrylates or a combination thereof.

15 The medical device preferably includes a hydrophilic polymer, copolymer or prepolymer selected from the group consisting of N-polyvinylpyrrolidone, polyvinyl alcohol, alkylpolyol, alkoxypolyol, polysaccharide, polyglucosamid, polyglucosamine and combinations thereof.

20 Preferably, the surfactant is a type selected from the group consisting of an anionic, cationic and non-ionic surfactant. In one embodiment, the antimicrobial coating includes a combination of at least two surfactants. The combination of at least two surfactants can include surfactants having different chain lengths. Preferably, the surfactant is a cationic surfactant. Preferably, the cationic surfactant is a quaternary ammonium compound.

The quaternary ammonium compound can be selected from the group consisting of an alkyl hydroxyethyl dimethyl ammonium chloride; polyquaternium 11; a quaternized copolymer of vinylpyrrolidone and dimethylaminoethylmethacrylate; polyquaternium 16; polyquaternium 44; a combination of a vinylpyrrolidone and quaternized vinylimidazol; polyquaternium-55; a quaternized copolymer of vinylpyrrolidone and dimethylaminoethyl; N,N-

Dimethyl-N-dodecyl-N-(2-hydroxy-3-sulfopropyl) ammonium betaine; N-alkyl acid amidopropyl-N,N-dimethyl-N-(3-sulfopropyl)-ammonium betaine; 3-chloro-2-hydroxypropyl-alkyl-dimethylammonium chloride with a long chain alkyl group; and combinations thereof.

5

Preferably, the surfactant projects at least about 15 Å away, more preferably at least about 30 Å away and, most preferably, at least about 60 Å away from the surface of the antimicrobial coating.

10

Preferably, the antimicrobial coating includes a hydrophilic polymer, copolymer or prepolymer of a type and in an amount sufficient to provide the coating with a reduction in friction of at least 70% compared to the uncoated surface when each are wetted with water or an aqueous solution. The reduction in friction is preferably at least about 80%, more preferably at least about 90% and, most

15

preferably, at least about 95%.

Additional objects, advantages and novel features of the invention will be set forth in part in the description and examples which follow, and in part will become apparent to those skilled in the art upon examination of the following, or may be learned by practice of the invention. The objects and advantages of the invention may be realized and attained by means of the instrumentalities and combinations particularly pointed out in the appended claims.

20

DETAILED DESCRIPTION OF THE INVENTION

25

The present invention relates to a non-leaching, anti-microbial coating composition providing surfaces upon drying and evaporation of the carrier solvents of the composition with a bacteria adhesion prevention surface coating. The present invention also includes methods for preparing and applying the composition of the invention.

30

As used in the specification and claims hereof, the following terms have the particular meanings and definitions set forth below:

The term "chemical bond" as used herein is meant to be interpreted broadly to encompass not only covalent bonding and ionic bonding but also interactions, such as, for example, van der Waals forces and hydrogen bonding to the degree that they can not be overcome by hydrolytic interaction with water so as to cause the originally linked antimicrobial to become leachable and form a cleaved antimicrobial entity that creates a zone of inhibition.

The term "antimicrobial" as used herein is meant to include a material that engages in a biological activity or which is effective against microorganisms. Antimicrobial moieties suitable for use in the present invention can include anionic, cationic and non-ionic surfactants that provide, after curing the coating composition, an antimicrobial, non-leaching durable film, which functions without formation of a zone of inhibition due to leaching.

The coating composition according to the invention preferably includes a polymeric matrix containing functional groups that can bond covalently with amine, thiol, carboxyl, aldehyde or hydroxyl active groups of selected long chain anionic, cationic and non-ionic surfactant compounds. The length of the selected long chain compounds are long enough to protrude through organic debris deposited over time on the resulting coating during use. These long chain compounds become non-leaching upon curing of the coating composition and are capable of penetrating cell walls of microbial organisms and disrupting cell functional activities to prevent microbial colonization on the coated surface.

The long chain antimicrobials can include either an unsubstituted amine moiety, a hydroxy moiety, an aldehyde or a chemical moiety capable of forming either a covalent bond with an amine moiety (such as, for example, an aldehyde moiety, an epoxide moiety or an isocyanate moiety) or a chemical moiety capable of forming an ionic bond with an amine moiety (such as, for example, a phosphate

moiety, a sulphate moiety or a carboxylate moiety), or any possible combination of any one or more of these moieties alone or in combination. In addition, the term "antimicrobial molecule" as used herein may mean any one or more of an antimicrobial molecule alone or a combination of different antimicrobials.

5 Furthermore the unsubstituted amine function of the antimicrobial may serve as starting function to modulate into more reactive isocyanate function by known reaction with phosgene or phosgene derivatives. In general the individual functional group can either be present at the polymeric backbone, the crosslinker or the antimicrobial to complement the functional group with out limitation of the position
10 in the polymeric matrix or in the antimicrobial moiety.

The term non-leachable as used herein means that the coating is no longer releasing quantities of an original antimicrobial moiety in concentrations that are biologically active, i.e., they are not biocidal anymore in terms of a zone of inhibition.
15 The leach-out concentrations are below the actual efficacy levels in an aqueous solution and therefore do not control microbial growth. Test samples coated with compositions of the present invention were subjected to extensive leaching in the presence of saline solution or demineralized water for at least 28 days prior to biological testing. Coatings according to the invention did not lose their efficacy after
20 the 28-day leaching cycle, confirming that the antimicrobial moiety was bonded to the surface. The non-leaching antimicrobial status, after the 28-day leaching cycle, was confirmed by microbial testing when a.) no zone of inhibition is detected and b.) no adhesion or growth of microbes was evident after 24 hrs of microbial exposure and 5 days of incubation time of the leached surfaces which were coated with the
25 compositions according to the present invention.

The antimicrobial coatings according to the invention, upon drying and curing, provide a non-leaching antimicrobial surface with long term efficacy against a target microorganism for, preferably, at least about 3 months. Preferably, the efficacy is
30 maintained for at least about 6 months, more preferably at least about 9 months and, most preferably, at least about 1 year. The target microorganisms can include Escherichia coli and/or Staphylococcus aureus.

In one embodiment of the present invention, a polymeric matrix with reactive groups is reacted with counterparts of reactive groups of specific antimicrobial molecules to form a new covalently bonded moiety in a non-leaching polymeric matrix by converting the original anti-microbial into an anti-microbial surface active polymeric coating which does not have a mode of action based on a leaching. In another embodiment, the covalent links can be established by crosslinkers. Thus, the covalent links of the polymer to the antimicrobial can be establish by the functions of esters, ethers, thioesters, thioethers, carbamates, urethanes, ureas, amids or linking mechanisms commonly used in polymerization such as radical polymerization or converting unsaturated carbon-carbon bonds into higher molecular branched single carbon-carbon bonds or by the use of crosslinkers. The resulting non-leaching anti-microbial coated surfaces can be made optionally highly lubricous.

The present invention also provides methods for attaching an anti-microbial polymeric coating to a substrate surface and corresponding medical devices. The present invention provides methods for making a medical device having at least one anti-microbial surface forming antimicrobial immobilized on a polymeric surface. One method of the present invention includes converting an antimicrobial molecule comprising an amine-functional material (RNH_2) and combining the amine-functional material with an aldehyde moiety, an epoxide moiety, an isocyanate moiety, a phosphate moiety, a sulphate moiety or a carboxylate moiety, which is capable of forming a chemical bond with the amine-functional material, to bond the two materials together to form an immobilized antimicrobial or microbiostatic biomolecule on a medical device surface with or without lubricous property.

Another method of the present invention includes converting an antimicrobial molecule comprising an hydroxyl-functional material (ROH) and combining the hydroxyl-functional material with an epoxide moiety, an isocyanate moiety, a phosphate moiety, a sulphate moiety or a carboxyl moiety, which is capable of forming a chemical bond with the hydroxyl-functional material, to bond the two materials to form an immobilized anti-microbial non-leaching polymer on a medical

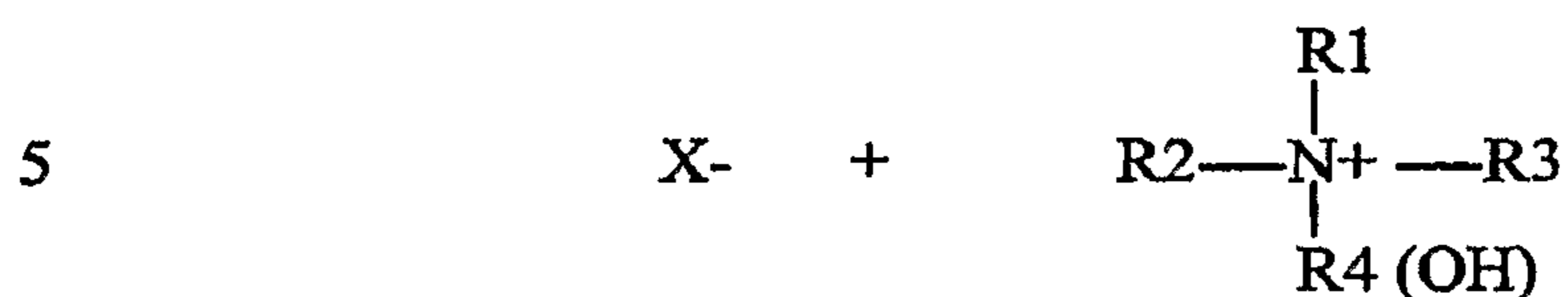
device surface with or without lubricous property. The invention also includes the use of such modified antimicrobial polymers to coat sheeting materials made of polycarbonate, PVC, polyurethane, glass, ceramic and the like. The resulting surface is not only anti-microbial without forming a zone of inhibition (no leaching), but also has anti-fog and anti-frost properties. Uses for such coatings include greenhouses, clean room walls, walls of food handling rooms, freezer doors and the like.

Another method of the present invention includes crosslinking reactive anti-microbial agents to form non-leaching antimicrobial surface coating polymers, which immobilize the anti-microbial agent. Crosslinkers suitable for immobilizing the antimicrobial agent, and capable of forming an anti-microbial polymeric surface, include multifunctional molecules with at least two functionalities of isocyanates, carboxyl groups, acrylic acid derivatives, aldehyde groups, alcohol groups, aziridines or carbodiimid. The semi-crosslinked composition material may be employed as an antimicrobial polymeric material or as an antimicrobial coating. It becomes fully crosslinked upon drying and curing. In addition, such crosslinked materials may be further modified to contain optionally additional antimicrobials, antibiotics or drugs not subject to complete immobilization, covalent bonding or crosslinking with the afore mentioned crosslinker for the purpose of an intentional and controlled elution for supportive antimicrobial or therapeutic performance.

The preferred method of linking antimicrobials, suitable for a non-leaching anti-microbial mode of action, is the formation of a covalent bond by reacting an available free isocyanate group from a polyurethane prepolymer with an amine or hydroxyl group of specific antimicrobial quaternary ammonium compounds which have long chain molecular moieties. Ionic bonding or other chemical interaction are only useful for the compositions of the present invention if microbial free surfaces are detected according to the afore mentioned definition of "non-leachable."

It has been discovered that not all quaternary ammonium compounds have the desired property of non-leaching and simultaneously maintaining the non-adhering

antimicrobial efficacy. Surprisingly, it was found that a quaternary ammonium compound having the formula below meets these requirements:



wherein at least one of the groups R1, R2 or R3 has a length sufficient to penetrate cell walls of microbial organisms, so as to kill the cells and prevent microbial colonization over the surface of the cured compositions; and R4 has a length sufficient so that at least one of the other R groups protrudes through organic debris deposited over time on the surface of the cured composition and the OH-functional group on R4 will covalently bond to the polymeric matrix of the coating composition upon drying or curing of the composition. Preferably, R4 has a length sufficient so that N is at or protrudes through any organic debris deposited over time on the surface of the cured composition. Additionally, the R4 group may contain reaction enhancing groups in the alpha position to the reactive group in R4. These suitable quaternary ammonium compounds with reaction groups dissolved in water are used for covalent bonding to residual isocyanate containing polyurethanes contained in the polymeric matrix of the composition.

Suitable quaternary ammonium compounds have three important designs: (a) they contain a functional group such as primary amine, hydroxyl or thiol groups to be able to react with the residual isocyanate group of the PU prepolymer to form a urea, carbamate and thiocarbamate respectively; (b) the carbon chain with the isocyanate reacting functional group is long enough to allow the quaternary compound to protrude through any proteinacious build-up; and (c) the compound contains at least one additional carbon chain capable of piercing the cell wall of the microbial organisms. In one embodiment, the additional carbon chain is 13 carbon atoms or higher.

The at least one quaternary ammonium compound is preferably selected from the group consisting of an alkyl hydroxyethyl dimethyl ammonium chloride (Praepagen[®] HY), polyquaternium 11, a quaternized copolymer of vinylpyrrolidone and dimethylaminoethylmethacrylate, polyquaternium 16, polyquaternium 44
 5 (vinylpyrrolidone and quaternized vinyl imidazol), polyquaternium 55 (quaternized copolymer of vinylpyrrolidone and dimethylaminoethyl), N,N-Dimethyl-N-dodecyl-N-(2-hydroxy-3-sulfopropyl) ammonium betaine (Ralufon[™] DL-OH), N-alkyl acid amidopropyl-N,N-dimethyl-N-(3-sulfopropyl)-ammonium betaine (Ralufon[™] CAS-OH) and 3-chloro-2-hydroxypropyl-alkyl-dimethylammonium chloride with a long
 10 chain alkyl group. Preferred long chain alkyl groups include dodecyl (e.g., Quab[®] 342), cocoalkyl (e.g., Quab[®] 360) and/or stearyl (e.g., Quab[®] 426).

Preferably, the coating composition contains a combination of at least two of the above-listed quaternary ammonium compounds. Preferred combinations include
 15 the following: (1) Ralufon[™] DL-OH and Quab[®] 360; (2) Praepagen[®] HY and Quab[®] 426; (3) Quab[®] 342 and Ralufon[™] CAS-OH; and (4) Praepagen[®] HY and Quab[®] 360. More preferably, the coating composition contains a combination of 3-chloro-2-hydroxypropyl-stearyl dimethyl ammonium chloride (Quab[®] 426 from Degussa) and alkyl hydroxyethyl dimethyl -R- ammonium chloride (Preapagen HY from Clariant).
 20 Preferably, the combinations of quaternary compounds are included in the ratio of about 3:1 to about 1:3 relative to each other.

Preferably, the coating composition also includes a hydrophilic organic monomer, oligomer, prepolymer, polymer or copolymer derived from vinyl alcohol,
 25 N-vinylpyrrolidone, N-vinyl lactam, acrylamide, amide, styrenesulfonic acid, combination of vinylbutyral and N-vinylpyrrolidone, hydroxyethyl methacrylate, acrylic acid, vinylmethyl ether, vinylpyridylium halide, methyl cellulose, ethyl cellulose, carboxymethyl cellulose, hydroxyethyl cellulose, hydroxypropyl cellulose, hydroxymethyl ethyl cellulose, hydroxypropylmethyl cellulose, cellulose acetate,
 30 cellulose nitrate, starch, gelatin, albumin, casein, gum, alginate, hydroxyethyl (meth)acrylate, hydroxypropyl (meth)acrylate, ethylene glycol (meth)acrylates (e.g. triethylene glycol (meth)acrylate) and meth)acrylamide), N-alkyl (meth) acrylamides

(e.g. N-methyl (meth)acrylamide and N-hexyl (meth)acrylamide), N,N-dialkyl (meth)acrylamides (e.g. N,N-dimethyl (meth)acrylamide and poly-N,N-dipropyl (meth)acrylamide), N-hydroxyalkyl (meth)acrylamide polymers, such as poly-N-methylol (meth)acrylamide and poly-N-hydroxy ethyl (meth)acrylamide, and N,N-dihydroxyalkyl (meth)acrylamide polymers, such as poly-N,N-dihydroxyethyl (meth)acrylamide, ether polyols, polyethylene oxide, polypropylene oxide, and poly(vinyl ether), alkylvinyl sulfones, alkylvinylsulfone-acrylates or a combination thereof.

10 More preferably, the coating composition includes a hydrophilic polymer, copolymer or prepolymer selected from the group consisting of polyvinylpyrrolidone, polyvinyl alcohol, alkylpolyol, alkoxypolyol, polysaccharide, polyglucosamid, polyglucosamine and combinations thereof. Preferably, the hydrophilic polymer, copolymer or prepolymer is present in an amount from about 0.1% to about 40%, and
15 more preferably from about 0.2% to about 15%, based on the weight of the composition in replacement of the carrier solvent. The hydrophilic polymer, copolymer or prepolymer is most preferably polyvinylpyrrolidone (PVP).

In regard to the combination of a polyurethane, a quaternary ammonium
20 compound and a carrier solvent, as discussed above, it is believed that the hydrophilic polymers unexpectedly enhance the performance of the antimicrobial coating. It was discovered that some quaternary ammonium containing coatings required a certain amount of PVP to assure proper activation when the cured coating is transferred into a hydrolyzed and activated coating. The amount of PVP required can be at least about
25 an equivalent amount to the quaternary compound before a noticeable lubricity is achieved.

The preferred PVP concentration is about 0.1 to about 5% of the coating composition, where no specific lubricity is intended. The preferred PVP
30 concentration is about 2 to about 12% of the coating composition, where high lubricity is intended.

While not being bound by theory, it is believed that the dipole-dipole interaction between the hydrophilic polymer and water is needed to penetrate along the PVP complex to orient the quaternary ammonium complex into an upright position. This is believed to enhance the antimicrobial function of the cured composition by orienting the antimicrobial compound to project away from the surface of the cured coating.

In one embodiment, the coating composition can also include at least one auxiliary agent for performance enhancement of the coating composition and/or the resulting coating on the coated surface.

Preferably, the auxiliary agent is selected from a surfactant or wetting agent, emulsifier, dye, pigment, colorant, UV absorber, radical scavenger, anti-oxidant, radical initiator, anti-corrosion agent, optical brightener, reactive or tracer fluorescer, bleaches, bleach activators, bleach catalysts, non-activated enzymes, enzyme stabilizing systems, chelants, coating aid, metal catalyst, metal oxide catalyst, organometallic catalyst, film forming promoter, hardener, linking accelerator, flow agent, leveling agent, defoaming agent, lubricant, matte particle, rheological modifier, thickener, conductive or non-conductive metal oxide particle, magnetic particle, anti-static agent, pH control agents, perfumes, preservative, biocide, pesticide, anti-fouling agent, algicide, bactericide, germicides, disinfectant, fungicide, bio-affecting agent, vitamin, drug, therapeutic agent or a combination thereof.

In one embodiment, the concentration of the auxiliary agent for performance enhancing is from 0.001% to 10%, preferable from 0.01% to 5%, based upon the weight of the coating composition.

In one embodiment, the coating composition contains an organic solvent in an amount of from 0% to 50% and water in an amount of from 0.5% to 95%, preferably 1% to 50% by weight.

5 The coating composition can be coated onto the surface of an object selected from the group consisting of a metal, metal alloy, plastic, glass, human skin, animal skin or fibrous material. The object can also be a medical device for introduction into a human or animal body, which includes the coating composition on at least one surface of the device.

10 The medical device can be at least partially made of a metal or metal alloy consisting of stainless steel, nickel, nickel-cobalt, titanium, NiTi, tantalum, nitinol, rare earth metal, silver, gold, platinum, tungsten, combinations thereof or alloys or plated articles thereof.

15 The medical device can be at least partially made of polyurethane, polycarbonate, polyethers, polyesters, polyvinyl chloride, polystyrene, polyethylene, polypropylene, polyvinyl acetate, silicone rubbers, rubber latex, polyester-polyether copolymers, ethylene methacrylates, silicone, natural and synthetic rubbers, nylon, PEBAX, polyamide or combinations thereof.

20 The medical device can be at least partially made of glass such as optical glasses, optical lenses, polarizing glasses, mirrors, optical mirrors, prisms, quartz glass and the like.

25 In one embodiment, the medical device is coated by a coating composition according to the invention by dipping, brushing, flooding, spraying, bar coating, roll coating, electrolytic depositing, electrostatic spraying, electroplating, vacuum treatment, pressure treatment or combinations thereof.

The medical device can be in the form of a tube, capillary, wire, sheet, coil, rod, lattice or network of wires.

30 The medical device can be a surgical rod, an orthopedic implant, a guidewire, a guidewire tubing, a coiled guiding tube, a coiled catheter, an expendable or non-

expendable stent, an electrodal coil, a needle, a blade, a pace maker or similar metallic medical device.

5 The medical device can also be a tablet, a capsule, tubing, a capillary, a sheet, a fiber, a wound dressing, a tissue separator, a suture thread, a balloon, a foil, a catheter, a dialysis catheter, a urinary catheter, a guiding tube, a wound drain, a stent or a similar medical device.

10 In another embodiment, the auxiliary agent is optionally chemically bonded and/or physically incorporated into the coating composition or incorporated into the finished coating on the surface of the object.

15 In yet another embodiment, the auxiliary agent is optionally a preservative selected from the group consisting of parabens, formaldehyde releasers, haloalkyls, haloalkynyls, alkyl acids, aryl acids, isothiazolinons, quats, zinc oxide, zinc organics, iodine, povidone-iodine, chlorhexidine, bronopol, triclosan, clotrimazol, miconazole, propiconazole, tebuconazole, tolnaphtate, clioquinol, colloidal silver, silver complexes and silver salts or combinations thereof.

20 In another embodiment, the auxiliary agent is optionally an antimicrobial agent selected from the group consisting of antibiotics, antiseptics, disinfectants including tetracyclines, rifamycins, rapamycin, macrolides, penicilins, cephalosporins, beta-lactam antibiotics, aminoglycosides, chloramphenicol, sulfonamides, glycopeptides, quinolones, ciprofloxacin, fusidic acid, trimethoprim, metronidazole, 25 clindamycin, mupirocin, polyenes, azotes, fluconazole, beta-lactam inhibitors and the like.

30 In another embodiment, the auxiliary agent is optionally a therapeutical agent selected from the group consisting of analgesics, anti-inflammatory agents, topical antipuritics, anti-itch, non-steroids, acetaminophen, ethylsalicylic ester, camphor, bufexamac, ibuprofen, indomethacin, steroids such as hydrocortisone, desonide, triamcinolone acetonide, betamethasone valerate, betamethasone dipropionate,

betamethasone benzoate, clobetasol propionate, halcinonide, desoximethasone, amcinonide, fluocinonide, fluandrenolide, alclometasone dipropionate, fluocinolone acetonide, diflorasone diacetate, mometasone furoate, fluorometholone, clocortolone pivalate, triamcinolone acetonide, halcinonide, dermatological agents, anthralin coal tar extract, keratolytic agent salicylic acid, urea, a local anaesthetic agent such as lidocaine, benzocaine, an anti-acne agent such as benzoyl peroxide, vitamin A derivatives, a wart removing agent such as salicylic acid, lactic acid, and the like; and other like agents and cyclodextrin complexes thereof.

10 In another embodiment, the auxiliary agent is optionally a drug selected from the group consisting of an anti-thrombogenic drug, or anti-thrombogenic agent, or stent restenosis preventing drug, including taxol, paclitaxel, paclitaxel derivatives, dexamethasone and derivatives, heparin and its derivatives, aspirin and hirudin, a nitric oxide drug derivative, a nitric oxide releasing drug, tacrolimus, everolimus, 15 cyclosporins, sirolimus, angiopeptin and enoxaprin and the like or combinations thereof.

In another embodiment, the auxiliary agent is optionally a radiopaque compound selected from the group consisting of diatrizoate, iothalamate, metrizoate, 20 iodipamide, triiodobenzoic acid, iothalamic acid, iopanoic acid, triiodophenyl acid, iodothalamic acid, iodine, iodides, bromine, perfluorooctyl bromide, barium sulfate samarium, erbium, bismuth salts (including oxy salts and oxides), titanium oxide, zirconium oxide, gold, platinum, silver, tantalum, niobium, tungsten, gold, titanium, iridium, platinum or rhenium and combinations thereof.

25

The metal or metal alloy object can be made of a metal or metal alloys selected from the group consisting of aluminum, magnesium, beryllium, iron, zinc, stainless steel, nickel, nickel-cobalt, chromium, titanium, tantalum, rare earth metal, silver, gold, platinum, tungsten, vanadium, copper, brass, bronze and the like or 30 combinations thereof or plated articles thereof.

The plastic objects can be made of polymers selected from the group consisting of transparent or non-transparent polyurethane, polycarbonate, polyethers, polyesters, polyvinyl chloride, polystyrene, polyethylene, polypropylene, polyvinyl acetate, silicone rubbers, rubber latex, polyester-polyether copolymers, ethylene
5 methacrylates, silicone, natural and synthetic rubbers, nylon, polyamide or combinations thereof.

The glass objects can be at least partially made of glass, such as optical glasses, optical lenses, polarizing glasses, mirrors, optical mirrors, prisms, quartz
10 glass, ceramics and the like.

The plastic objects can include face shields, helmet shields, swim goggles, surgeon face shields, food packaging plastic foil, greenhouse walls, greenhouse roofs, mirrors, wind shields, underwater moving objects, airplane window shields, passenger
15 air-balloons, gloves, aprons, sponges and the like.

The glass objects can include window glasses, greenhouse glasses, glass sheets, face shields, optical glasses, optical lenses, polarizing glasses, mirrors, optical mirrors, prisms, quartz glass, parabolic antennas, automobile head beam light glasses,
20 automobile windshields, airplane control light glasses, runway lights and the like.

The fibrous material can contain metal, glass, plastic or cellulose, and can include polymeric materials in the form of filters to prevent air born microbial contamination (e.g., woven and non-woven materials, cast membranes over such
25 materials, spun bonded materials and electro-spun materials), textiles such a clothing, tents for the purpose of preventing microbial colonization in a self decontamination process.

The compounds, products and compositions of the present invention are useful
30 for a multitude of purposes, including any known use for the preferred starting material antimicrobial polymeric matrix as described above. In preferred embodiments, the presently described, compounds, products and compositions are

suitable for applications such as: a) Treatment of surfaces of medical devices; b) Treatment of surfaces in medical, dental and veterinary operation rooms; c) Treatment of general hygiene care requiring surfaces in households; d) Treatment of surfaces in nurseries and day care facilities; e) Treatment of surfaces of consumer goods; f) Treatment of surfaces in food processing industries, cosmetic manufacturing and the like; g) Treatment of food packaging materials; h) Treatment of surfaces of agricultural uses, e.g. in seed treatments, animal care etc.; and i) Treatment of industrial products, chemicals, pigments, inks, dyes, resins, adhesives, textiles, paper, leather, wood, plaster, and other treatment requiring surfaces.

10

The present invention can be used to prepare, inter alia, agricultural products, cleaning compositions, antimicrobial sponges, antimicrobial bleaching agents, antimicrobial fillers for paints, plastics, or concrete, and to treat concrete structures such as livestock shelters, where microbial infestation is a problem.

15

Surfaces and substrates treatable with the compositions of the present invention include, but are not limited to, textiles, carpet, carpet backing, upholstery, clothing, sponges, plastics, metals, medical devices of silicone, polyurethane, PVC and the like for drainage tubing, dialysis and urinary catheters, biliary tubings and biliary stents, feeding tubes, medial hydrogels, topical and transdermal carrier applications, biodegradable hydrogels with topical and internal applications, surgical dressings, anti-microbial anti-fog sheets, greenhouse sheeting, freezer doors, masonry, silica, sand, alumina, aluminum chlorohydrate, titanium dioxide, calcium carbonate, wood, glass beads, containers, tiles, floors, curtains, marine products, tents, backpacks, roofing, siding, fencing, trim, insulation, wall-board, trash receptacles, outdoor gear, water purification systems, and soil. Furthermore, articles treatable with the compositions of the present invention include, but are not limited to, air filters and materials used for the manufacture thereof, aquarium filters, buffer pads, fiberfill for upholstery, fiberglass duct-board, underwear and outerwear apparel, polyurethane and polyethylene foam, sand bags, tarpaulins, sails, ropes, shoes, socks, towels, disposal wipes, hosiery, feminine hygiene products and intimate apparel; cosmetics, lotions, creams, ointments, disinfectant sanitizers, wood preservatives, plastics, adhesives,

20

25

30

paints, pulp, paper, cooling water, and laundry additives and non-food or food contacting surfaces in general. Other examples include general odor control in clothing, antimicrobial band aid design, protective barrier materials in animal care including mastitis control, clean room design and wall treatments in food handling rooms.

Coatings of the present invention can also be suitable in military applications, such as protection against biological warfare, self-decontamination of war planes, cargo and shipping boxes, envelopes, uniforms, army ducts and the like.

Moreover, after treating a surface or fabric with the compositions of the present invention, the surface or fabric may, optionally, be heated to further complete cross linking and bonding of the composition to the surface or substrate upon evaporation of carrier solvents.

Treating food crops (e.g., perishables such as vegetables, fruits, or grains) in a pre or post harvest process with the compositions of the present invention imparts antimicrobial protection to the outer surface of the food crop. It is believed that such protection occurs without diffusing, migrating or leaching the antimicrobial agent from the bonded antimicrobial coating of the food item, and provides prolonged, safe and non-toxic antimicrobial protection. The method involves treating fruits and vegetables in the rinse cycle, during or after the normal cleaning/water spraying or during or after blanching. Thorough cleaning of fruits and vegetables at the processing plant is preferred for initially removing microorganisms. As one of ordinary skill in the art would recognize, machines are used initially to remove soil, chemicals used in growing, spoilage bacteria, and other foreign materials. These machines also use high velocity water sprays to clean the products. After the cleaning, raw foods or other crop materials are prepared for further processing such as blanching (i.e., the food is immersed in water at 190 to 210 °F or exposed to steam).

Treating surgical gloves with the compounds, products and compositions of the present invention before or during a surgical procedure can prevent colonization

and cross contamination. It is believed that the treated gloves provide prolonged antimicrobial activity with safe and non-toxic antimicrobial protection. Surgical gloves are treated, preferably, by submerging in a composition of the present invention. This method will permit doctors to use the gloves with lower risk of cross
5 contamination.

Moreover, one of ordinary skill in the art would be able to implement numerous other end uses based upon the disclosure of the compounds, products and compositions of the present invention. For instance, the following uses, applications
10 and substrates, are also contemplated in particularly preferred embodiments: treating orthopedic implants, skin or other tissues (bone, soft tissues) for use in a transplant to reduce microbial contamination. The composition is likewise useful in any toothpaste formulation known in the art to enhance the caries-fighting properties of such compositions through anti-microbial treatment of teeth.

15 The preferred embodiments of the above-described antimicrobial compounds, products, compositions, and methods are set forth in the examples below. Other features of the invention will become apparent from the following examples, which are for illustrative purposes only and are not intended as a limitation upon the present
20 invention.

The antimicrobial coating composition of the present invention has a number of advantages over conventional biocide eluting coatings, as well as over the alleged bacteriostatic, non-eluting compositions of prior art. The advantageous properties of
25 the anti-bacterial coating composition of the present invention after curing are: the resulting coating film does not leach-out any anti-microbial agent; the anti-microbial agent is immobilized by the coating polymeric matrix; the resulting coating film has a long lasting efficacy against microbes; the resulting coating film, with its non-leaching mode of action, has no side effects or secondary toxicity, which is
30 important for products requiring regulatory approval; and the resulting coating film can optionally be lubricous for a wide variety of applications in medical, veterinarian,

food packaging, textile, polymeric fabric, household, personal care, consumer goods, anti-fog, construction, agricultural and other applications.

5 Additional testing of the molecular and cell-biological impact was also evaluated. The coating according to the present invention did not reveal a cytotoxicity potential according to standard test method ISO 100993, part 5. Exposure to protein solution did not reveal a compromise in long-term, non-leaching antimicrobial performance. These findings are particularly important when a coating of the present invention is applied in the medical area where tissue contact is involved
10 as well as when in contact with food-protein or body protein.

Blood contact tests surprisingly revealed an impact on the coagulation speed where blood is brought into contact with surfaces, treated according to the present invention. The blood tends to coagulate slower or not at all when in contact with
15 treated surface according to the present invention.

With a dynamic test procedure simulating the flow rate of a bile solution containing microbes, it was discovered that over at least one week there was no slime or biofilm build up on a surface coated according to the present invention. Uncoated
20 samples and samples with lubricious coating (without the antimicrobial compound) showed biofilm formation in this dynamic test, within one week.

Experimental

Leaching Procedure

25 Compositions according to the present invention were coated onto 2cm by 2cm polyurethane test samples on one side, air-dried for about 10 minutes and then oven-dried and cured at elevated temperature around 50 to 95 °C for about 30 min. The cured samples were subject to washing in phosphate buffer solution (PBS) for 1, 7, 14, 21 and 28 days, and for 2 and 3 months and longer at about 23 °C. The samples
30 were placed in 100ml leaching solution of PBS. After brief shaking the 100ml leaching solution was replaced once every week. After each time interval the samples

were rinsed 3 times in 5ml of demineralized water, dried for 10 min at room temperature and then subject to microbial testing.

Coating Solution Preparation

5 Coating solutions containing PU, and optionally PVP, according to the prior art were prepared. To these solutions was added 10% of a polyurethane prepolymer containing about 6% free isocyanate groups measured by titration prior to the addition.

10 The percentage isocyanate concentration present in the polyurethane prepolymer was determined with 25ml of a 0.1 N dibutyl amine solution (slight excess of expected amount) and mixed for 15 minutes. The excess was titrated back with 0.1 n HCl against a bromophenol blue indicator until faint yellow was seen.

Preparation and Use of Coating Solutions

15 The free isocyanate containing coating solutions were briefly mixed and then 5% to 15% of the 40 to 90% aqueous solutions of quaternary ammonium compounds (containing an active group according to the present invention) were added and briefly mixed again. The mixture was left for observation in a first evaluation for reactivity.
20 The mixtures were observed to gel in about 2 to 4 hours, indicating a slow reaction speed, which gives time for the actual coating process.

 Further samples of coating solutions with reactive groups containing antimicrobials and long carbon-carbon chains according to the present invention were
25 prepared in a similar way. The final coating solution was applied immediately after mixing of the additional isocyanate containing polyurethane prepolymer and the reactive group containing antimicrobials for about 15 minutes. The coatings had good adhesion and did not deteriorate in the presence of water or PBS. Some of the samples had lubricous properties.

30

 Surprisingly it was found that despite of the presence of water, there is sufficient interaction with the competition reaction of the residual isocyanate and the

primary amine, hydroxyl and thiol function of the antimicrobial. It was also found that the final composition has a pot life of a few hours, depending on temperature, reactive group of antimicrobial and possible catalytic interaction. The reactive coating composition is applied to a variety of substrates, cured and subsequently washed with water to remove any excess of unreacted antimicrobial. It was repeated several times with fresh PBS on a weekly basis to assure complete removal.

Microbial Testing

Bacterial suspension of *E. coli* and *Ps. aeruginosa* and *St. aureus* with 1×10^6 cells/ml each in sterile buffer solution were prepared for microbial exposure. 25ul of the suspension were dropped onto the sample inside a Petri dish and immediately covered with agar plates. The dish was closed, sealed and incubated at 37 °C for 24 hours. After incubation the bacterial growth of colonies were counted after 5 days in the closed dish avoiding the agar to get dry. Colony counts were recorded numerically and by microphotographs to show extent of microbial growth for samples and controls for each organism after each week of the total leaching period. The bacteria tests are performed at 37°C and allowed 24 hours to grow on the polyurethane coated surface. A bacteria pellet supplied by MicroBioLogics (ATCC # 25922 for *E. coli* and ATCC # 29213 for *S. aureus*) was cultured in 5 ml of LB Broth solution and allowed to incubate for 4 hours before 40 µl were pipetted onto the coated polyurethane surface. Results were viewed with a 20X microscope.

Examples:

Controls

Formulations according to patents US 4,467,073, US 4,642,267 and US 6,054,504 were used as controls containing no antimicrobial with and without additional polyurethane prepolymer containing additional isocyanate groups.

Uncoated Sample

After the leaching procedure described above, primarily 0, 7, 14, 21 and 28 days of leaching, the uncoated polyurethane samples showed significant bacterial

overgrowth or colonization with the organisms *Escherichia coli* and *Staphylococcus aureus* according to the described microbial test method.

Example 1 – A typical medical base formulation for the application of the present invention were prepared using the starting coating solution according to US Patent 4,642,267, Example 1, as follows:

To a mixture of 75 g diacetone alcohol and 25 g methyl ethyl ketone is added 4 g polyvinylpyrrolidone (Kollidon[®] 90, BASF Corp.) and 2 g linear polyurethane (Estane[®] 5703, B. F. Goodrich Co.). To 10 g of the resulting solution was added 0.5g of a linear polyurethane polyisocyanate prepolymer (NORDOT Adhesive 34D-2, Synthetic Surfaces, Inc.) and 0.25g of the quaternary ammonium compound 3-chloro-2-hydroxypropyl-stearyl-dimethyl ammonium chloride (Quab 426). The resulting solution was applied to such substrates as polyurethane resins and permitted to dry. The resulting coating was a highly durable coating, which was slippery when wet and had antimicrobial property by preventing bacterial colonization without depletion of efficacy over extended period of leaching. No zone of inhibition was detectable after the initial burst and release of unreacted quat during initial leaching.

Example 2 – A typical anti-fog base formulation for the application of the present invention were prepared using the starting coating solution according to US Patent 4,467,073, Example 1, as follows:

2.5 g, Polyvinylpyrrolidone, PVP-K90, was dissolved in 100 ml of a mixture of 75% diacetone alcohol and 25% cyclohexane, followed by 1.0 g dioctyl sodium sulfosuccinate surfactant and 5.0 g Tycel 7351 isocyanate prepolymer (Hughson Chemicals, Lord Corporation). To 10 g of the resulting solution was added 0.5g of a linear polyurethane polyisocyanate prepolymer (NORDOT Adhesive 34D-2, Synthetic Surfaces, Inc.) and 0.25g of the quaternary ammonium compound 3-chloro-2-hydroxypropyl-cocoalkyl-dimethyl ammonium chloride (Quab 360). Coatings applied according to this composition and cured 24 hours at 72 °F were transparent, colorless, hard and scratch resistant and did not fog when cooled to 32 °F and then held over a beaker of boiling water. The coating had excellent adhesion to polycarbonate, polyester, polymethylmethacrylate and cellulose acetate plastics and

had antimicrobial properties by preventing bacterial colonization without depletion of efficacy over extended period of leaching. No zone of inhibition was detectable after the initial burst and release of unreacted quat during initial leaching.

- 5 **Example 3** – A typical medical base formulation was prepared according to US Patent 4,642,267, Example 2, as follows:

To 47 g of water and 10 g N-methylpyrrolidone is added 10 g of polyvinylpyrrolidone (Kollidon® 90, BASF Corp.) and 33 g of linear polyurethane aqueous dispersion (Neorez™ R940, Polyvinyl Chemical Industries). Films cast
10 from the resulting viscous dispersion were lubricious when wet (coefficient of friction 0.08) and imbibe water forming elastic, transparent films useful as bum and wound dressings. The solution can also be used to spin fibers which are tough and elastic when wet and can be used to produce hydrophilic foams via either mechanical frothing or casting films with added acetone and drying with heat in vacuum.

15

- Example 4** – To a mixture of 75 g diacetone alcohol and 25 g methyl ethyl ketone is added 4 g polyvinylpyrrolidone (Kollidon® 90, BASF Corp.), 2 g linear polyurethane polyisocyanate prepolymer (NORDOT Adhesive 34D-2, Synthetic Surfaces, Inc.). To 10 g of the resulting solution was added 0.5g of a linear polyurethane
20 polyisocyanate prepolymer (NORDOT Adhesive 34D-2, Synthetic Surfaces, Inc.) and 0.25g of alkyl hydroxyethyl dimethyl R ammonium chloride (R= C12) Preapagen HY (Clariant). The resulting solution was applied to a cleaned polyurethane slide by coating one side, air-dried and cured according to the sample preparation described above and leached in saline solution at room temperature for 0, 1, 7, 14, 21 and 28
25 days. Significant growth was observed on the sample after 7 days of leaching and all following weeks with St. aureus under the conditions of the described microbial test method, but no growth or colonization respectively was observed after all leaching periods and exposure to E. coli organisms. Thus, the above composition showed extensive efficacy against Escherichia coli, but failed after 7 days against
30 Staphylococcus aureus.

Example 5 – (Comparative Example) A typical medical base formulation containing no non-leaching antimicrobial according to US Patent 6,054,504, Example 3, was prepared as follows:

Two grams of polyurethane polyisocyanate prepolymer (NORDOT Adhesive 34D-2, Synthetic Surfaces, Inc.) prepared by reaction of a 2 molar excess of diphenylmethane diisocyanate (MDI) with ricinoleate polyol, was combined with 35 g of methyl ethyl ketone, 10 g tetrahydrofuran, 10 g N-methylpyrrolidinone, 30 g diacetone alcohol, 3 g polyvinylpyrrolidinone (KOLLIDON 90F, BASF). A cleaned polyvinyl chloride slide was coated with the solution using a cotton swab. The slide was air-dried for 30 minutes and cured at 80 °C for 30 minutes.

A polyurethane substrate instead of PVC was used and coated by dipping. The dip-coated sample was leached according to the sample preparation mentioned above and exposed to *Escherichia coli* organisms. In every case the samples showed significant bacterial overgrowth under the conditions of the described microbial test method.

Example 6 - (Comparative Example) Another dip-coated sample was treated according to the sample preparation mentioned in Example 5 and exposed to *Staphylococcus aureus* organisms after leaching the sample according to the method above. In every case the samples showed significant bacterial overgrowth under the conditions of the described microbial test method.

Example 7 - To a mixture of 75 g diacetone alcohol and 25 g methyl ethyl ketone is added 4 g polyvinylpyrrolidone (Kollidon 90, BASF Corp.), 2 g linear polyurethane polyisocyanate prepolymer (NORDOT Adhesive 34D-2, Synthetic Surfaces, Inc.). To 10 g of the resulting solution was added 0.5g of a linear polyurethane polyisocyanate prepolymer (NORDOT Adhesive 34D-2, Synthetic Surfaces, Inc.) and 0.25g of 3-chloro-2-hydroxypropyl-lauryl dimethyl ammonium chloride, Quab 342 (Degussa). The resulting solution was applied to a cleaned polyurethane slide by coating one side, air-dried and cured according to the sample preparation described above and leached in saline solution at room temperature according to the method

mentioned above. Growth or colonization respectively started to show on the sample after 7 days of leaching and all following weeks with St.aureus under the conditions of the described microbial test method. With the exposure to E. Coli the growth or colonization respectively started to show after 14 days of leaching.

5

Example 8 - (Comparative Example) Two grams of the polyurethane polyisocyanate prepolymer (NORDOT Adhesive 34D-2, Synthetic Surfaces, Inc.) prepared by reaction of a 2 molar excess of diphenylmethane diisocyanate (MDI) with ricinoleate polyol, was combined with 35 g of methyl ethyl ketone, 10 g
10 tetrahydrofuran, 10 g N-methylpyrrolidinone, 30 g diacetone alcohol, 3 g polyvinylpyrrolidinone (KOLLIDON 90F, BASF). A cleaned polyurethane slide was coated with the solution on one side, air-dried and cured according to the sample preparation described above and leached in saline solution at room temperature according to the method mentioned above. After each time of leaching the samples
15 showed significant bacterial overgrowth under the conditions of the described microbial test method.

Example 9 - (Comparative Example) To a mixture of 75 g diacetone alcohol and 25 g methyl ethyl ketone is added 4 g polyvinylpyrrolidone (Kollidon 90, BASF
20 Corp.), 2 g linear polyurethane polyurethane polyisocyanate prepolymer (NORDOT Adhesive 34D-2, Synthetic Surfaces, Inc.). To 10 g of the resulting solution was added 0.5g of a linear polyurethane polyisocyanate prepolymer (NORDOT Adhesive 34D-2, Synthetic Surfaces, Inc.) and 0.25g of a siloxane modified quaternary ammonium compound 3-(trimethoxysilyl)propyldimethyloctadecyl ammonium
25 chloride according to US patent 5,954,869. The resulting solution was applied to a cleaned polyurethane slide by coating one side, air-dried and cured according to the sample preparation described above and leached in saline solution at room temperature according to the method mentioned above. No Growth was observed after one day of leaching, but after 7 days of leaching and all following weeks the
30 sample showed significant bacterial overgrowth with St. aureus under the conditions of the described microbial test method.

Example 10 - (Comperative Example) To a mixture of 75 g diacetone alcohol and 25 g methyl ethyl ketone is added 4 g polyvinylpyrrolidone (Kollidon 90, BASF Corp.), 2 g linear polyurethane polyurethane polyisocyanate prepolymer (NORDOT Adhesive 34D-2, Synthetic Surfaces, Inc.). To 10 g of the resulting solution was added 0.5g of a linear polyurethane polyurethane polyisocyanate prepolymer (NORDOT Adhesive 34D-2, Synthetic Surfaces, Inc.) and 0.25g of a siloxane modified quaternary ammonium compound 3-(trimethoxysilyl)propyldimethyloctadecyl ammonium chloride according to US patent 5,954,869. The resulting solution was applied to a cleaned polyurethane slide by coating one side, air-dried and cured according to the sample preparation described above and leached in saline solution at room temperature according to the method mentioned above. Significant growth was observed on the sample after one day of leaching and all following weeks with E. coli under the conditions of the described microbial test method.

Example 11 - (Comparative Example) To a mixture of 75 g diacetone alcohol and 25 g methyl ethyl ketone is added 4 g polyvinylpyrrolidone (Kollidon 90, BASF Corp.), 2 g linear polyurethane polyisocyanate prepolymer (NORDOT Adhesive 34D-2, Synthetic Surfaces, Inc.). To 10 g of the resulting solution was added 0.5g of a linear polyurethane polyisocyanate prepolymer (NORDOT Adhesive 34D-2, Synthetic Surfaces, Inc.) and 0.25g polyvinylpyrrolidone modified quaternary ammonium compound Styleze W-20 (ISP). Styleze W-20 is a PVP modified long chain quat that does not have a reactive group for covalent bonding according to the present invention. The resulting solution was applied to a cleaned polyurethane slide by coating one side, air-dried and cured according to the sample preparation described above and leached in saline solution at room temperature according to the method mentioned above. Significant growth was observed on the sample after one day of leaching and all following weeks with E. coli and St. under the conditions of the described microbial test method.

Example 12 - (Comperative Example) To a mixture of 75 g diacetone alcohol and 25 g methyl ethyl ketone is added 4 g polyvinylpyrrolidone (Kollidon 90, BASF

Corp.), 2 g linear polyurethane polyurethane polyisocyanate prepolymer (NORDOT Adhesive 34D-2, Synthetic Surfaces, Inc.). To 10 g of the resulting solution was added 0.5g of a linear polyurethane polyisocyanate prepolymer (NORDOT Adhesive 34D-2, Synthetic Surfaces, Inc.) and 0.25g of di-oleic acid triethanolamine ester quat (Preapagen 4317) (Clariant). Preapagen 4317 is a di-oleic long chain acid tritethanol ester quat with no reactive group on the chain to form a covalent bond with the polymer matrix. The resulting solution was applied to a cleaned polyurethane slide by coating one side, air-dried and cured according to the sample preparation described above and leached in saline solution at room temperature according to the method mentioned above. Significant growth was observed on the sample after one day of leaching and all following weeks with E. coli and St. au. under the conditions of the described microbial test method.

Example 13 - To a mixture of 75 g diacetone alcohol and 25 g methyl ethyl ketone is added 4 g polyvinylpyrrolidone (Kollidon 90, BASF Corp.), 2 g linear polyurethane polyisocyanate prepolymer (NORDOT Adhesive 34D-2, Synthetic Surfaces, Inc.). To 10 g of the resulting solution was added 0.5g of a linear polyurethane polyisocyanate prepolymer (NORDOT Adhesive 34D-2, Synthetic Surfaces, Inc.) and 0.25g of 3-chloro-2-hydroxypropyl-cocoalkyl dimethyl ammonium chloride, Quab 360 (Degussa). The resulting solution was applied to a cleaned polyurethane slide by coating one side, air-dried and cured according to the sample preparation described above and leached in saline solution at room temperature according to the method mentioned above. Growth or colonization respectively started to show on the sample after 7 days of leaching and all following weeks with St.aureus under the conditions of the described microbial test method. With the exposure to E. Coli the growth or colonization respectively started to show after 14 days of leaching.

Example 14 - To a mixture of 75 g diacetone alcohol and 25 g methyl ethyl ketone is added 4 g polyvinylpyrrolidone (Kollidon 90, BASF Corp.), 2 g linear polyurethane polyurethane polyisocyanate prepolymer (NORDOT Adhesive 34D-2, Synthetic Surfaces, Inc.). To 10 g of the resulting solution was added 0.5g of a linear polyurethane polyisocyanate prepolymer (NORDOT Adhesive 34D-2, Synthetic

Surfaces, Inc.) and 0.25g of 3-chloro-2-hydroxypropyl-stearyl dimethyl ammonium chloride, Quab 426 (Degussa). The resulting solution was applied to a cleaned polyurethane slide by coating one side, air-dried and cured according to the sample preparation described above and leached in saline solution at room temperature according to the method mentioned above. No growth or colonization respectively showed on the sample after all leaching periods with St.aureus under the conditions of the described microbial test method. With the exposure to E. coli the growth or colonization respectively started to show after 14 days of leaching.

Example 15 - The antimicrobial coating was prepared by mixing 48.0% methyl ethyl ketone, 13.0% tetrahydrofuran, 12.0% ethyl lactate, 25.0% of a 12% PVP solution in ethyl lactate and 2 g linear polyurethane polyisocyanate prepolymer (NORDOT Adhesive 34D-2, Synthetic Surfaces, Inc.). To 10 g of the resulting solution was added 0.5g of a linear polyurethane polyisocyanate prepolymer (NORDOT Adhesive 34D-2, Synthetic Surfaces, Inc.) and 0.125g of 3-chloro-2-hydroxypropyl-stearyl dimethyl ammonium chloride, (Quab 426 from Degussa) and 0.125g of alkyl hydroxyethyl dimethyl -R- ammonium chloride (R= C12) (Preapagen HY from Clariant). The resulting solution was applied to a cleaned polyurethane slide by coating one side, air-dried and cured according to the sample preparation described above and leached in saline solution at room temperature according to the method mentioned above. No growth or colonization respectively was detected on the sample after all leaching periods up to 3 months with St.aureus and up to 6.5 months with E. coli individually tested under the conditions of the described microbial test.

Example 16 - Example 15 was repeated with the same formulation and test sample preparation. Test organism tested was Streptococcus uberis. Leaching was in saline solution at room temperature according to the method mentioned above. No growth or colonization respectively was detected on the sample up to 56 days of leaching under the conditions of the described microbial test.

30

Example 17 - (Comparative Example from Patent US 6,054,504) To a mixture of 5 grams of a linear polyurethane polyisocyanate prepolymer (NORDOT Adhesive

34D-2, Synthetic Surfaces, Inc), 48.26 grams of methyl ethyl ketone and 0.26 grams of Hexetidine (Clariant LSM) was added 13.56 grams of tetrahydrofuran, 12.68 grams of ethyl lactate and 23.57 grams of a 12% PVP K90 solution in ethyl lactate (2.82 grams polyvinylpyrrolidone). This solution was mixed and pipetted onto a polyurethane film, dried at room temperature for 10 minutes and cured in the oven between 60 and 70 °C for 45 minutes. These samples were then tested against bacterial growth of a gram-negative bacteria, *Escherichia coli*, and two gram-positive bacteria, *Staphylococcus aureus* and *Staphylococcus epidermis*. Films were tested after one day of leaching in phosphate buffer solution (PBS) at room temperature. The results showed rampant bacteria growth for all three types of bacteria. This leads to the conclusion that using hexetidine as a covalently bonded antibacterial component is unsuccessful. Further leaching of the coating is unnecessary due to failure after 24 hours.

Example 18 - The formulation of Example 15 was tested over extended period of time in a second set-up but under the same leaching conditions as before. *Escherichia coli*, *Staphylococcus aureus* and *Pseudomonas aeruginosa* were used as test organisms. For over 3 months no colonization could be detected for all organisms on the treated surfaces whereas the controls showed growth.

Example 19 - Stainless steel was prepared for testing an antimicrobial coating by applying an appropriate primer and cured for ten minutes at 80 °C. Then a second coat of a hydrophilic formulation cured for 12 hours at 80 °C was added on top of the primer. A third antimicrobial coating of the present invention was coated on top of the two coatings that was prepared as follows: To a compound of 5 grams of a linear polyurethane polyisocyanate prepolymer (NORDOT Adhesive 34D-2, Synthetic Surfaces, Inc) was added 46.98 grams of methyl ethyl ketone, 13.20 grams of tetrahydrofuran, 12.34 grams ethyl lactate, 0.935 grams of Praepagen HY (Clariant), and 0.935 grams Quad 426 (Degussa). The stainless steel coating showed antimicrobial activity for at least two weeks.

Example 20 - (Comparative example with non-bonding quat) An antimicrobial coating was prepared by mixing 48.0% methyl ethyl ketone, 13.0% tetrahydrofuran, 12.0% ethyl lactate, 25.0% ethyl lactate-PVP solution and 2 g linear polyurethane polyisocyanate prepolymer (NORDOT Adhesive 34D-2, Synthetic Surfaces, Inc.).

5 To 10 g of the resulting solution was added 0.5g of a linear polyurethane polyisocyanate prepolymer (NORDOT Adhesive 34D-2, Synthetic Surfaces, Inc.) and 0.25g of Benzalkonium chloride (CAS # 63449-41-2). The resulting solution was applied to a cleaned polyurethane slide by coating one side, air-dried and cured according to the sample preparation described above and leached in saline solution at
10 room temperature according to the method mentioned above. After leaching for three days in phosphate buffer solution at room temperature, this coating solution shows limited efficacy against *Staphylococcus aureus*. By GC analysis it was found that after 3 days of leaching a concentration of only 1 to 2 ppm of benzalkonium chloride could be detected, whereas after leaching for one day 300-400 ppm and after leaching
15 for 2 days 5-10 ppm was detectable. The detection level of day 2 coincides with the MIC level for this quat of about 7.5ppm. The coating showed efficacy against *E. coli* for up to about 3 weeks with slight colonization after that time. *St. aureus* showed no growth of up to three days and had significant surface growth thereafter.

20 **Example 21 -** An antimicrobial coating was prepared by mixing 48.0% methyl ethyl ketone, 13.0% tetrahydrofuran, 12.0% ethyl lactate, 25.0% ethyl lactate-PVP solution and 2 g linear polyurethane polyisocyanate prepolymer (NORDOT Adhesive 34D-2, Synthetic Surfaces, Inc.). To 10 g of the resulting solution was added 0.5g of a linear
25 polyurethane polyisocyanate prepolymer (NORDOT Adhesive 34D-2, Synthetic Surfaces, Inc.), 1.0% Praepagen HY (Clariant), and 1.0% Quab 426 (Degussa, CAS # 3001-63-6, CAS # 57-55-6, CAS # 7732-18-5). The resulting coating solution was applied to cleaned polyurethane sheets, air dried for 15 minutes at room temperature, cured at 80°C for one hour and allowed to react for an additional 24 hours at room temperature before any tests were performed. The coated polyurethane was then
30 placed in an autoclave. The autoclave cycle conditions were 40 minutes at 121°C and 15 psi. This cycle was repeated six times. After each autoclave cycle, two pieces of polyurethane were cut from the coated and autoclaved sheet. The approximate size of

the piece was one inch by one inch. One cut piece was used to test *Escherichia coli* and the other for *Staphylococcus aureus*. A 40µl sample of bacteria was pipetted onto the surface of the coated, autoclaved polyurethane. The inoculated polyurethane was left in an incubator at 37 °C for 24 hours before viewing for growth. The coated samples still had efficacy against *E. coli* and *S. aureus* through 6 cycles of autoclaving as the method for sterilization.

Example 22 – 10.8 grams of polyvinylpyrrolidone/dimethylacrylic acid (ISP) were added to 48 grams of water and thoroughly mixed, pH was adjusted with 0.1N HCl to about 5 and the mix heated and kept at 70 °C for 1 hr. 1.2 grams of the quat QUAB[®] 426 was added, the mix stirred for 2 hrs and adjusted to pH 7 with a 1N sodium hydroxide solution. 2.5% of this composition was incorporated together with 2.5% TWEEN[®] 20 into a standard medical coating formulation according to example 2 of patent US patent 4,642,267 including a crosslinker. For making the standard medical coating, 47 g of water and 10 g N-methylpyrrolidone are added to 10 g of polyvinylpyrrolidone (Kollidon[®] 90, BASF Corp.), 33g of linear polyurethane aqueous dispersion (Neorez[™] R940, Polyvinyl Chemical Industries) and 0.1g aziridine (CX100). Samples were prepared by coating 1"x2" polycarbonate pieces with the composition described above, cured at 100 °C for 1hr and tested for long term antimicrobial efficacy after leaching. The samples were leached in saline solution at room temperature according to the method mentioned above and exposed to the bacteria *E. coli* and *St. aureus*. No bacterial growth or bacterial colonization was detected after leaching for at least one week.

Example 23 – A sample coated according to Example 15 was tested for its cytotoxicity potential by using Murine L929 fibroblast cells. The coated sample was soaked in media for 24hrs and then removed. Cells in that media survived whereas, in a control of a leaching biocide, the cells showed almost 100% necrosis.

Example 24 – Polyurethane films were coated with the formula according to Example 15 and tested for anticoagulation. An uncoated sample and coated samples according to Example 3 were used as control. Fresh titrated human whole blood was

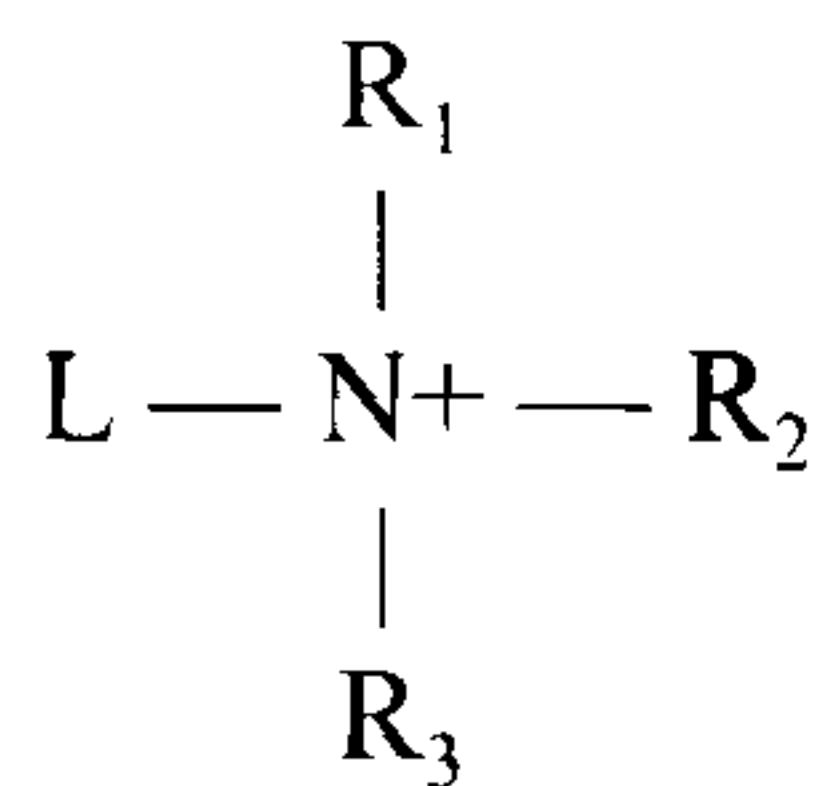
reactivated by adding calcium chloride (0.02M). 50µl reactivated human blood was dropped on both coated and non-coated polyurethane facing up. The coated and uncoated polyurethane samples were put face up on a 10 cm slope with an angle of about 30 degrees. A drop of reactivated blood drop was put on each top part of the slope. On the non-coated control, as well as on the sample with a standard lubricious coating, the drop of blood did not move downwards but developed coagulation indicated by remaining at the spot where it was placed. The drop put on the antimicrobial sample coated according to the present invention moved downwards by gravity. It continuously ran down reaching the bottom of the sample within 10 minutes. The results show that the non-leaching antimicrobial polymeric coating composition according to the present invention when coated and cured on a polyurethane substrate does not cause coagulation on the coated substrate.

While reference has been made to various preferred embodiments of the invention other variations, implementations, modifications, alterations and embodiments are comprehended by the broad scope of the appended claims. Some of these have been discussed in detail in this specification and others will be apparent to those skilled in the art. Those of ordinary skill in the art having access to the teachings herein will recognize these additional variations, implementations, modifications, alterations and embodiments, all of which are within the scope of the present invention, which invention is limited only by the appended claims.

**THE EMBODIMENTS OF THE INVENTION IN WHICH AN EXCLUSIVE
PROPERTY OR PRIVILEGE IS CLAIMED ARE DEFINED AS FOLLOWS:**

1. A curable antimicrobial coating composition comprising:
 - 5 (a) at least one polyurethane prepolymer present in an amount from about 0.01% to about 20% based on the weight of the composition; wherein said polyurethane prepolymer comprises a polyurethane backbone comprising at least one functional group selected from the group consisting of a reactive isocyanate, blocked isocyanate, thioisocyanate
 - 10 and combinations thereof;
 - (b) at least one carrier solvent capable of at least partially dissolving said polyurethane prepolymer, present in an amount from about 0.5% to about 99.89% based on the weight of the composition;
 - (c) a hydrophilic component comprising a hydrophilic organic monomer,
 - 15 oligomer, prepolymer, polymer or copolymer derived from vinyl alcohol, N-vinylpyrrolidone, N-vinyl lactam, acrylamide, amide, styrenesulfonic acid, combination of vinylbutyral and N-vinylpyrrolidone, hydroxyethyl methacrylate, acrylic acid, vinylmethyl ether, vinylpyridylium halide, methyl cellulose, ethyl cellulose,
 - 20 carboxymethyl cellulose, hydroxyethyl cellulose, hydroxypropyl cellulose, hydroxymethyl ethyl cellulose, hydroxypropylmethyl cellulose, cellulose acetate, cellulose nitrate, starch, gelatin, albumin, casein, gum, alginate, hydroxyethyl (meth)acrylate, hydroxypropyl (meth)acrylate, ethylene glycol (meth)acrylates, N-alkyl (meth)
 - 25 acrylamides, N,N-dialkyl (meth)acrylamides, N-hydroxyalkyl (meth)acrylamide polymers, and N,N-dihydroxyalkyl (meth)acrylamide polymers, ether polyols, polyethylene oxide, polypropylene oxide, and poly(vinyl ether), alkylvinyl sulfones, alkylvinylsulfone-acrylates or a combination thereof, present in an
 - 30 amount from about 0.01 to about 40 % based on the weight of the composition; and
 - (d) at least one quaternary ammonium compound present in an amount from about 0.01% to about 5% based on the weight of the composition and having the following formula:

46



(1)

wherein:

L represents a hydrocarbon group which comprises at least one functional group capable of forming a chemical bond with said polyurethane prepolymer, upon curing of said coating composition by evaporation of said carrier solvent, and having sufficient length to allow said at least one quaternary ammonium compound to protrude through and beyond organic debris deposited over time on the surface of said cured coating composition, wherein said functional group is capable of reacting with the polyurethane prepolymer directly or with a crosslinker that is capable of crosslinking the quaternary ammonium compound with the polyurethane prepolymer upon evaporation of said carrier solvent; and

R_1 and R_2 independently represent hydrocarbon groups having chain lengths from one to four atoms, and R_3 represents a hydrocarbon group having 12 to 23 atoms.

2. The coating composition according to claim 1, further comprising a modifying polymer selected from the group consisting of polyester, polyalkyd, maleic anhydride polymer, maleic anhydride copolymer, polyol, polyamine, polyamid, polyacrylate, polyvinyl alcohol, polyvinyl acetate, polyglucosamid, polyglucosamine, polyvinylpyrrolidone, their copolymers and combinations thereof.
3. The coating composition according to claim 1, wherein said hydrophilic polymer, copolymer or prepolymer is present in an amount from about 0.2% to about 15% based on the weight of the composition.
4. The coating composition according to claim 3, wherein said hydrophilic polymer, copolymer or prepolymer is N-polyvinylpyrrolidone.

5. The coating composition according to claim 1, further comprising a crosslinker selected from the group consisting of an aziridine, carbdiimide, melamine, multifunctional alcohol, multifunctional aldehyde, multifunctional amine, multifunctional isocyanate and combinations thereof.
- 5 6. The coating composition according to claim 5, wherein said crosslinker is present in an amount from about 0.001% to about 5% based on the weight of the composition.
- 10 7. The coating composition according to claim 1, further comprising a reaction enhancing catalyst.
8. The coating composition according to claim 7, wherein said catalyst is selected from the group consisting of tin organic compounds, cobalt organic
15 compounds, triethylamine and combinations thereof.
9. The coating composition according to claim 1, wherein said carrier solvent is selected from the group consisting of water, methyl ethyl ketone, N-methylpyrrolidone, tetrahydrofuran, dichloromethane, chloroform, ethyl acetate,
20 propylene glycol methyl ether, propylene glycol methyl ether acetate, diacetone alcohol, ether, ester, aromatic hydrocarbon, chlorinated hydrocarbon, linear hydrocarbon and combinations thereof.
10. The coating composition according to claim 1, wherein L is of sufficient
25 length to allow a substantial number of positively charged nitrogen atoms to remain above any dead microorganisms or debris that accumulates on the surface of the cured composition when in use.
11. The coating composition according to claim 1, wherein said at least one
30 quaternary ammonium compound is selected from the group consisting of an alkyl hydroxyethyl dimethyl ammonium chloride; polyquaternium 11; a quaternized copolymer of vinylpyrrolidone and dimethylaminoethylmethacrylate; polyquaternium 16; polyquaternium 44; a combination of a vinylpyrrolidone and quaternized vinylimidazol; polyquaternium-55; a quaternized copolymer of vinylpyrrolidone and

dimethylaminoethyl; N,N-Dimethyl-N-dodecyl-N-(2-hydroxy-3-sulfopropyl) ammonium betaine; N-alkyl acid amidopropyl-N,N-dimethyl-N-(3-sulfopropyl)- ammonium betaine; 3-chloro-2-hydroxypropyl-alkyl-dimethylammonium chloride with a long chain alkyl group; and combinations thereof.

5

12. The coating composition according to claim 1, further comprising an additional component, intended to leach out of the cured coating composition or to be bonded with a crosslinker, selected from the group consisting of an antimicrobial compound, biocide, antibiotic, drug, vitamin, fungicide, fungistat, virucide,
10 germicide, spermacide, therapeutic agent, heparin, plant extract and combinations thereof.

13. The coating composition according to claim 1, wherein the ethylene glycol (meth)acrylates comprise triethylene glycol (meth)acrylate or triethylene glycol
15 (meth)acrylamide.

14. The coating composition according to claim 1, wherein the N-alkyl (meth) acrylamides comprise N-methyl (meth)acrylamide or N-hexyl (meth)acrylamide.

20 15. The coating composition according to claim 1, wherein the N,N-dialkyl (meth)acrylamides comprise N,N-dimethyl (meth)acrylamide or poly-N,N-dipropyl (meth)acrylamide.

16. The coating composition according to claim 1, wherein the N-hydroxyalkyl
25 (meth)acrylamide polymers comprise poly-N-methylol (meth)acrylamide or poly-N-hydroxy ethyl (meth)acrylamide.

17. The coating composition according to claim 1, wherein the N,N-
dihydroxyalkyl (meth)acrylamide polymers comprise poly-N,N-dihydroxyethyl
30 (meth)acrylamide.

18. A curable coating composition comprising:
a polymeric matrix which comprises at least one polyurethane prepolymer,
wherein said polyurethane prepolymer comprises a polyurethane backbone

comprising at least one functional group selected from the group consisting of a reactive isocyanate, blocked isocyanate, thioisocyanate and combinations thereof;

a carrier solvent;

at least one long chain cationic surfactant compound comprising a functional group capable of forming a chemical bond with said polyurethane prepolymer upon evaporating said carrier solvent and drying or curing of said composition, said functional group selected from the group consisting of an amine, thiol, carboxyl, aldehyde, hydroxyl and combinations thereof; and

at least one hydrophilic organic monomer, oligomer, prepolymer, polymer or copolymer derived from vinyl alcohol, N-vinylpyrrolidone, N-vinyl lactam, acrylamide, amide, styrenesulfonic acid, combination of vinylbutyral and N-vinylpyrrolidone, hydroxyethyl methacrylate, acrylic acid, vinylmethyl ether, vinylpyridylium halide, methyl cellulose, ethyl cellulose, carboxymethyl cellulose, hydroxyethyl cellulose, hydroxypropyl cellulose, hydroxymethyl ethyl cellulose, hydroxypropylmethyl cellulose, cellulose acetate, cellulose nitrate, starch, gelatin, albumin, casein, gum, alginate, hydroxyethyl (meth)acrylate, hydroxypropyl (meth)acrylate, ethylene glycol (meth)acrylates, N-alkyl (meth) acrylamides, N,N-dialkyl (meth)acrylamides, N-hydroxyalkyl (meth)acrylamide polymers, and N,N-dihydroxyalkyl (meth)acrylamide polymers, ether polyols, polyethylene oxide, polypropylene oxide, and poly(vinyl ether), alkylvinyl sulfones, alkylvinylsulfone-acrylates or a combination thereof;

wherein said long chain cationic surfactant compound is non-leaching upon drying or curing said composition and has sufficient length to protrude through and beyond organic debris deposited over time on the surface of said cured composition; and

wherein said cured composition exhibits reduced blood coagulation of blood in contact with said cured coating compared to a similar coating without said at least one long chain cationic surfactant compound.

19. The curable coating composition according to claim 18, wherein said at least one polyurethane prepolymer comprises at least one functional group capable of forming a covalent bond with the functional group of said long chain compound, either directly or through a cross-linker, upon drying or curing of said coating composition.

20. The curable coating composition according to claim 18, wherein said cationic surfactant is a quaternary ammonium compound.

21. The curable coating composition according to claim 20, wherein said
5 quaternary ammonium compound is selected from the group consisting of an alkyl hydroxyethyl dimethyl ammonium chloride; polyquaternium 11; a quaternized copolymer of vinylpyrrolidone and dimethylaminoethylmethacrylate; polyquaternium 16; polyquaternium 44; a combination of a vinylpyrrolidone and quaternized vinylimidazol; polyquaternium-55; a quaternized copolymer of vinylpyrrolidone and
10 dimethylaminoethyl; N,N-Dimethyl-N-dodecyl-N-(2-hydroxy-3-sulfopropyl) ammonium betaine; N-alkyl acid amidopropyl-N,N-dimethyl-N-(3-sulfopropyl)- ammonium betaine; 3-chloro-2-hydroxypropyl-alkyl-dimethylammonium chloride with a long chain alkyl group; and combinations thereof.

15 22. The curable coating composition according to claim 18, wherein said surfactant projects at least about 15 Å away from the surface of said cured coating.

23. The curable coating composition according to claim 22, wherein said surfactant projects at least about 30 Å away from the surface of said cured coating.
20

24. The curable coating composition according to claim 23, wherein said surfactant projects at least about 60 Å away from the surface of said cured coating.

25. The curable coating composition according to claim 18, wherein said organic
25 debris is selected from the group consisting of dead microbial cells, proteinaceous buildup and a combination thereof.

26. The curable coating composition according to claim 18, wherein said at least one hydrophilic water-soluble organic monomer, oligomer, prepolymer, polymer or
30 copolymer is in an amount sufficient to provide said cured composition with a reduction in friction of about 70% compared to the uncoated surface when each are wetted with water or an aqueous solution.

27. The curable coating composition according to claim 26, wherein said

reduction in friction is at least about 80%.

28. The curable coating composition according to claim 27, wherein said reduction in friction is at least about 90%.

5

29. The curable coating composition according to claim 28, wherein said reduction in friction is at least about 95%.

30. The curable coating composition according to claim 18, wherein the ethylene glycol (meth)acrylates comprise triethylene glycol (meth)acrylate or triethylene glycol (meth)acrylamide.

10

31. The curable coating composition according to claim 18, wherein the N-alkyl (meth) acrylamides comprise N-methyl (meth)acrylamide or N-hexyl (meth)acrylamide.

15

32. The curable coating composition according to claim 18, wherein the N,N-dialkyl (meth)acrylamides comprise N,N-dimethyl (meth)acrylamide or poly-N,N-dipropyl (meth)acrylamide.

20

33. The curable coating composition according to claim 18, wherein the N-hydroxyalkyl (meth)acrylamide polymers comprise poly-N-methylol (meth)acrylamide or poly-N-hydroxy ethyl (meth)acrylamide.

25 34. The curable coating composition according to claim 18, wherein the N,N-dihydroxyalkyl (meth)acrylamide polymers comprise poly-N,N-dihydroxyethyl (meth)acrylamide.