



US00D717675S

(12) **United States Design Patent**
Lin

(10) **Patent No.:** **US D717,675 S**

(45) **Date of Patent:** **** Nov. 18, 2014**

(54) **SET-SQUARE**

(71) Applicant: **Kun-Meng Lin**, Changhua County (TW)

(72) Inventor: **Kun-Meng Lin**, Changhua County (TW)

(**) Term: **14 Years**

(21) Appl. No.: **29/462,448**

(22) Filed: **Aug. 5, 2013**

(51) **LOC (10) Cl.** **10-04**

(52) **U.S. Cl.**

USPC **D10/65; D10/103**

(58) **Field of Classification Search**

CPC B25H 7/00; B25H 7/02; B43L 7/027;
E04D 15/025; G01C 15/008; G01B 11/26;
G01B 3/566; G01B 3/30; G01V 3/02; G01V
3/10; G01V 3/15; G01V 3/104; G01V 3/107
USPC D10/65; 33/451, 474, 476
See application file for complete search history.

(56) **References Cited**

U.S. PATENT DOCUMENTS

D369,981 S * 5/1996 Hayes et al. D10/65
D511,698 S * 11/2005 Allemand D10/65
D587,606 S * 3/2009 McMasters D10/65

* cited by examiner

Primary Examiner — Antoine D Davis

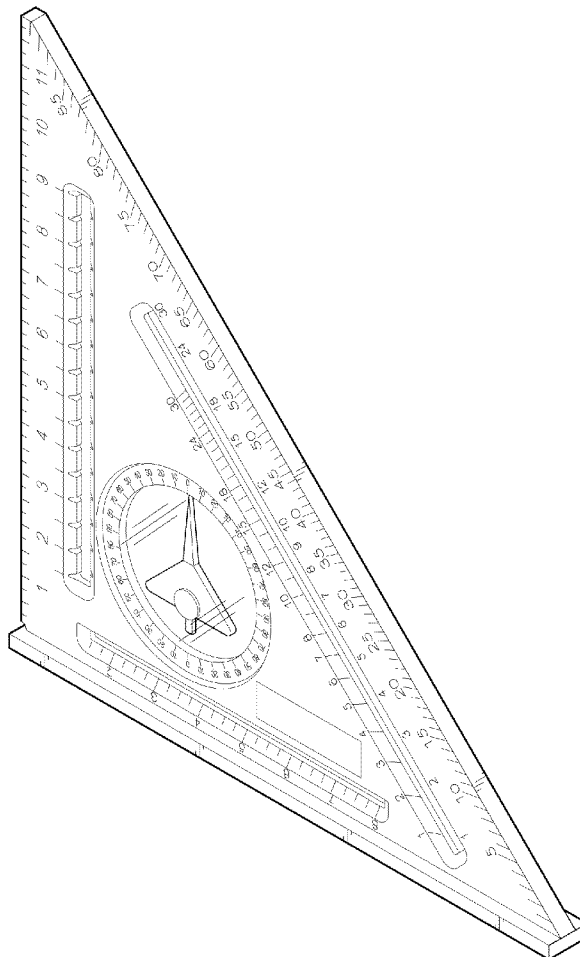
(57) **CLAIM**

The ornamental design for a set-square, as shown and described.

DESCRIPTION

FIG. 1 is a perspective view of a set-square showing our new design;
FIG. 2 is a front elevational view thereof;
FIG. 3 is a rear elevational view thereof;
FIG. 4 is a left side elevational view thereof;
FIG. 5 is a right side elevational view thereof;
FIG. 6 is a top plan view thereof; and,
FIG. 7 is a bottom plan view thereof.

1 Claim, 7 Drawing Sheets



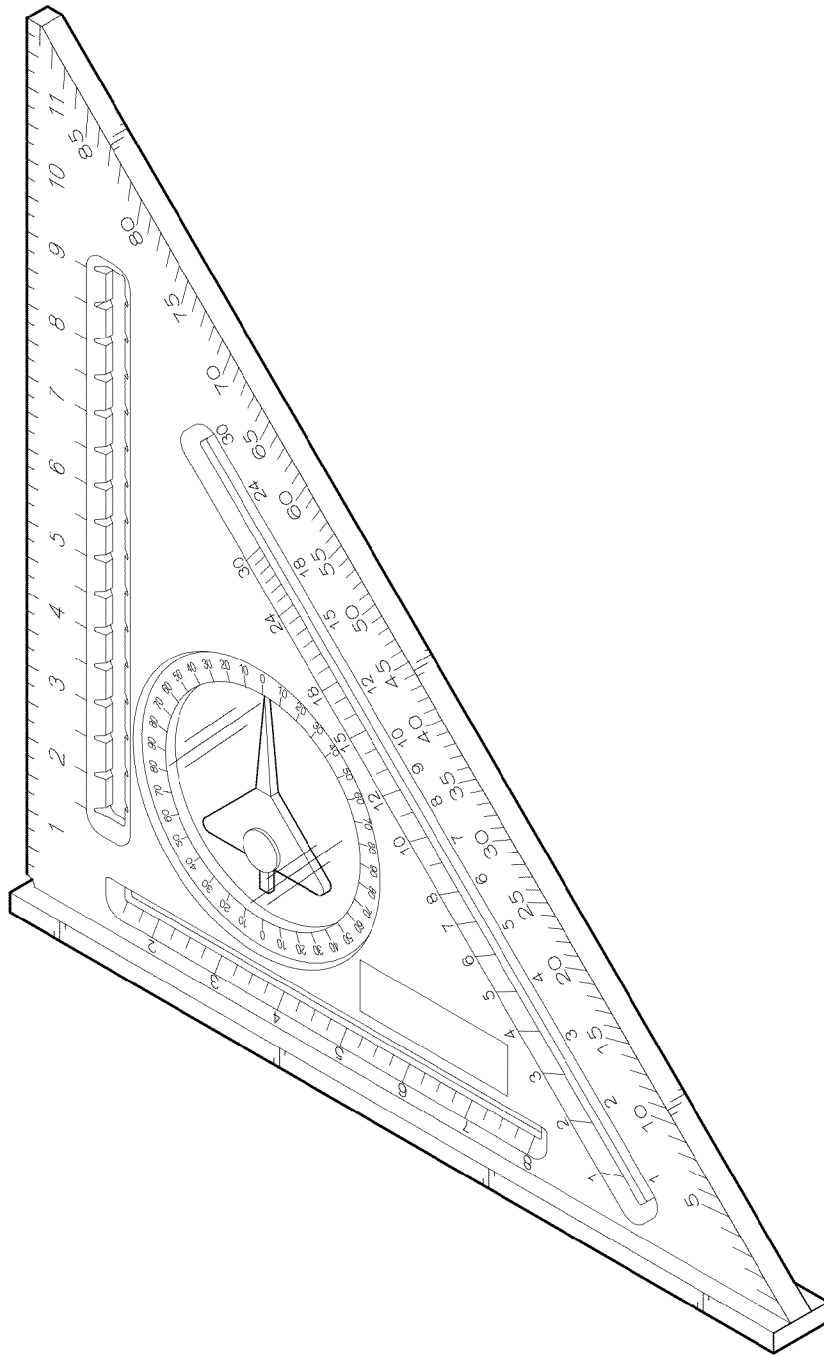


FIG. 1

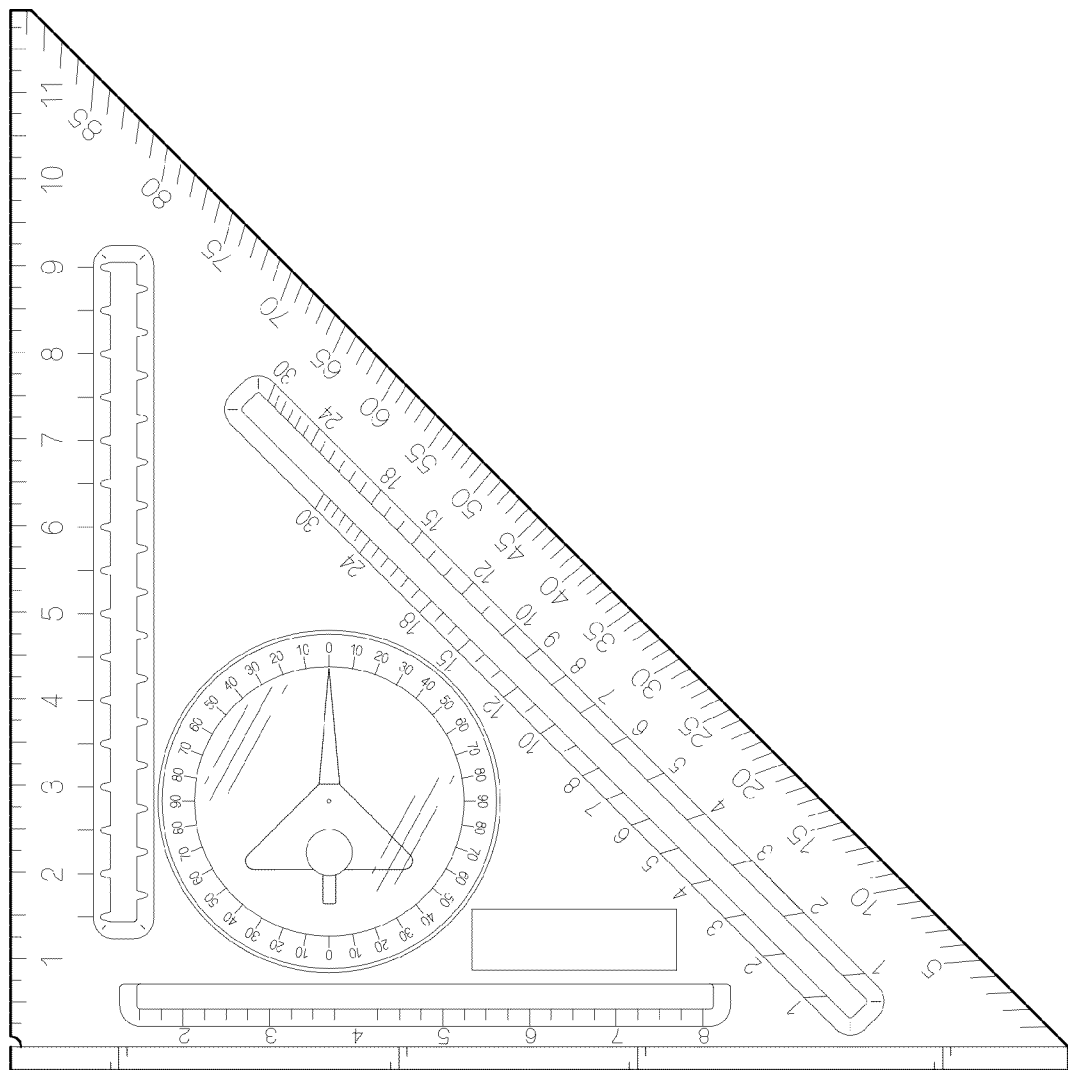


FIG. 2

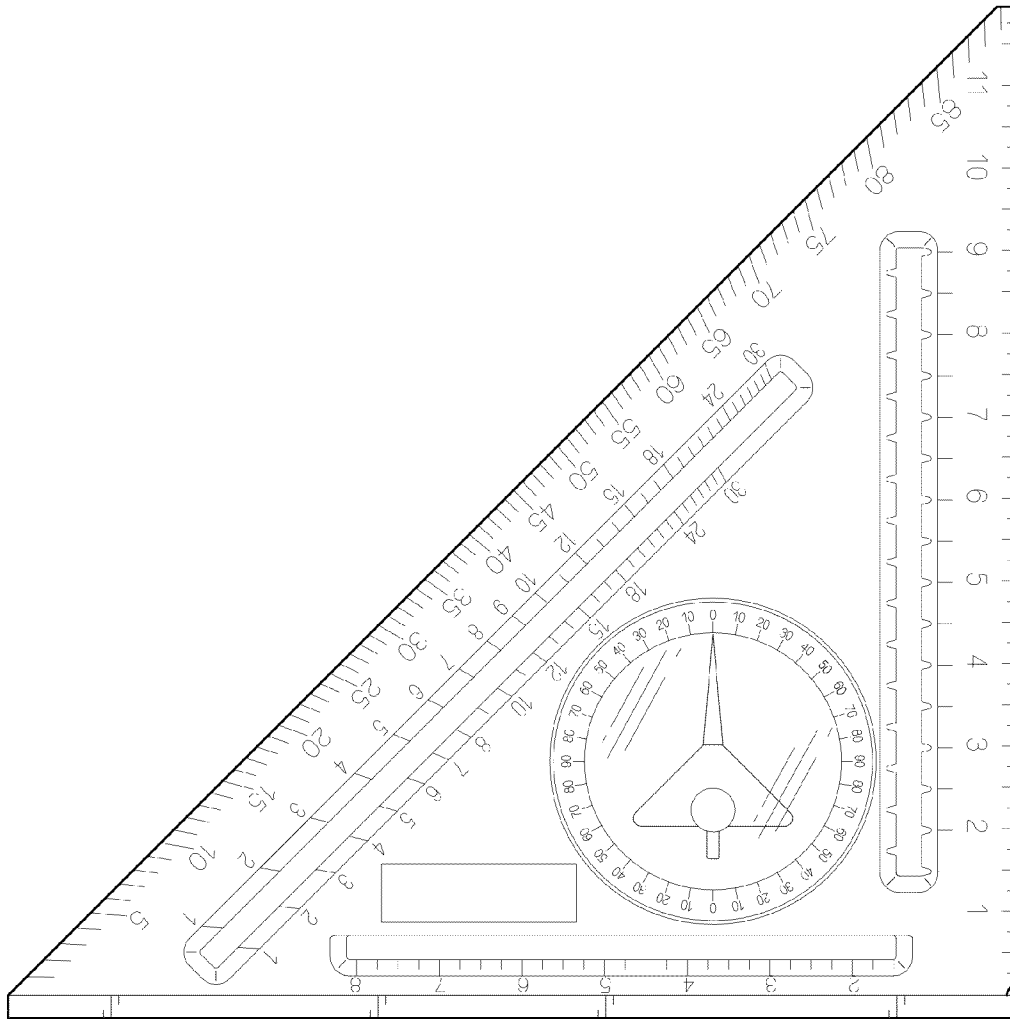


FIG. 3



FIG. 4



FIG. 5

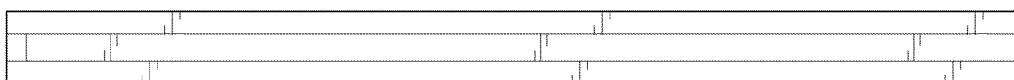


FIG. 6




FIG. 7