

(12)
United States Patent
Nesladek et al.

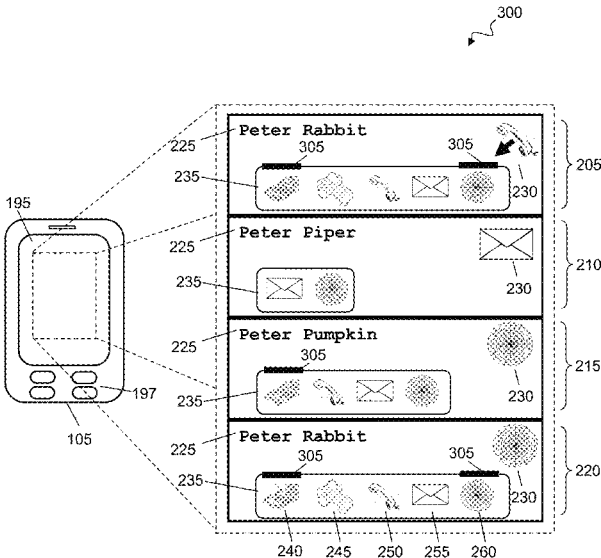
(10) **Patent No.:** **US 11,768,081 B2**
(45) **Date of Patent:** **Sep. 26, 2023**

(54) **SOCIAL MESSAGING USER INTERFACE**
(71) Applicant: **Google LLC**, Mountain View, CA (US)
(72) Inventors: **Christopher D. Nesladek**, Maitland, FL (US); **Jeffrey W. Hamilton**, Austin, TX (US); **Jeffrey A. Sharkey**, Mountain View, CA (US); **Prasenjit Phukan**, Los Altos, CA (US)
(73) Assignee: **Google LLC**, Mountain View, CA (US)
(*) Notice: Subject to any disclaimer, the term of this patent is extended or adjusted under 35 U.S.C. 154(b) by 0 days.

(56) **References Cited**
U.S. PATENT DOCUMENTS
3,983,310 A 9/1976 Fischer
4,737,916 A 4/1988 Ogawa et al.
(Continued)
FOREIGN PATENT DOCUMENTS
CN 1470015 A 1/2004
CN 101383150 A 3/2009
(Continued)
OTHER PUBLICATIONS
Brooke, "Action Menu-Ads Additional Options to Cut, Copy and Paste Functionality," accessed Dec. 3, 2013, 8pages <http://www.applephoneschool.com/2009/09/14/action-menu-adds-additional-opts-to-cut-copy-and-paste-functionality/>.
(Continued)
Primary Examiner — Eric J Yoon
(74) *Attorney, Agent, or Firm* — Fish & Richardson P.C.
(57) **ABSTRACT**
Hubs for social interaction via electronic devices are described. In one aspect, a data processing device includes a display screen displaying a social interaction hub, the social interaction hub including a collection of records. Each record includes a counterparty identifier identifying a counterparty of a past social interaction event, a mode indicium identifying a mode by which the past social interaction event with the counterparty occurred, and a collection of mode indicia each identifying a mode by which a future, outgoing social interaction event with the counterparty can occur. The counterparty identifier, the mode indicium, and the collection of mode indicia are associated with one another in the records of the social interaction hub.

(65) **Prior Publication Data**
US 2022/0099453 A1 Mar. 31, 2022
Related U.S. Application Data
(63) Continuation of application No. 15/677,448, filed on Aug. 15, 2017, now abandoned, which is a (Continued)
(51) **Int. Cl.**
G06F 3/0482 (2013.01)
G01C 21/36 (2006.01)
(Continued)
(52) **U.S. Cl.**
CPC **G01C 21/3608** (2013.01); **G01C 21/265** (2013.01); **G01C 21/362** (2013.01);
(Continued)
(58) **Field of Classification Search**
CPC H04L 67/535; H04L 51/00; H04L 51/046; H04N 21/4316; H04N 21/4788; G06Q 50/01
See application file for complete search history.

21 Claims, 14 Drawing Sheets



Related U.S. Application Data

continuation of application No. 12/914,773, filed on Oct. 28, 2010, now Pat. No. 9,766,088.

- (60) Provisional application No. 61/255,847, filed on Oct. 28, 2009.

(51) **Int. Cl.**

G06F 16/44 (2019.01)
G06F 16/638 (2019.01)
G01C 21/26 (2006.01)
G06F 1/16 (2006.01)
G06F 1/3234 (2019.01)
H04M 1/04 (2006.01)
H04M 1/72412 (2021.01)
H04M 1/72454 (2021.01)
H04M 1/72457 (2021.01)
G06F 1/26 (2006.01)
G06F 1/329 (2019.01)
H04M 1/72415 (2021.01)

(52) **U.S. Cl.**

CPC **G01C 21/367** (2013.01); **G01C 21/3661** (2013.01); **G06F 1/1632** (2013.01); **G06F 1/266** (2013.01); **G06F 1/329** (2013.01); **G06F 1/3265** (2013.01); **G06F 3/0482** (2013.01); **G06F 16/444** (2019.01); **G06F 16/638** (2019.01); **H04M 1/04** (2013.01); **H04M 1/72412** (2021.01); **H04M 1/72454** (2021.01); **H04M 1/72457** (2021.01); **G06F 1/1626** (2013.01); **G06F 2200/1614** (2013.01); **H04M 1/72415** (2021.01); **H04M 2250/02** (2013.01); **H04M 2250/74** (2013.01); **Y02D 10/00** (2018.01)

(56) **References Cited**

U.S. PATENT DOCUMENTS

4,926,336 A 5/1990 Yamada
 4,937,751 A 6/1990 Nimura et al.
 4,937,752 A 6/1990 Nanba et al.
 4,937,753 A 6/1990 Yamada
 4,974,173 A * 11/1990 Stefik G06F 9/451
 345/660
 4,992,947 A 2/1991 Nimura et al.
 5,043,902 A 8/1991 Yokoyama et al.
 5,103,400 A 4/1992 Yamada et al.
 5,115,398 A 5/1992 De Jong
 5,115,399 A 5/1992 Nimura et al.
 5,121,326 A 6/1992 Moroto et al.
 5,166,878 A 11/1992 Poelstra
 5,177,685 A 1/1993 Davis et al.
 5,231,097 A 7/1993 Klausener et al.
 5,381,338 A 1/1995 Wysocki et al.
 5,396,431 A 3/1995 Shimizu et al.
 5,448,731 A 9/1995 Wang et al.
 5,559,707 A 9/1996 DeLorme et al.
 5,563,650 A 10/1996 Poelstra
 5,588,107 A 12/1996 Bowden et al.
 5,600,225 A 2/1997 Goto
 5,633,946 A 5/1997 Lachinski et al.
 5,640,565 A 6/1997 Dickinson
 5,666,499 A 9/1997 Baudel et al.
 5,677,665 A 10/1997 Amano et al.
 5,689,252 A 11/1997 Ayanoglu et al.
 5,717,392 A 2/1998 Eldridge
 5,721,678 A 2/1998 Widl
 5,737,726 A 4/1998 Cameron et al.
 5,751,546 A 5/1998 Clark et al.
 5,802,492 A 9/1998 DeLorme et al.
 5,812,962 A 9/1998 Kovac
 5,873,108 A 2/1999 Goyal et al.

5,908,465 A 6/1999 Ito et al.
 5,914,707 A 6/1999 Kono
 5,923,848 A 7/1999 Goodhand et al.
 5,926,118 A 7/1999 Hayashida
 5,929,598 A 7/1999 Nakama et al.
 5,936,553 A 8/1999 Kabel
 5,948,040 A 9/1999 DeLorme et al.
 5,950,193 A 9/1999 Kulkarni
 5,974,334 A 10/1999 Jones, Jr.
 5,982,298 A 11/1999 Lappenbusch et al.
 6,002,853 A 12/1999 de Hond
 6,032,098 A 2/2000 Takahashi et al.
 6,035,253 A 3/2000 Hayashi et al.
 6,037,936 A 3/2000 Ellenby et al.
 6,064,323 A 5/2000 Ishii et al.
 6,088,671 A 7/2000 Gould et al.
 6,133,947 A 10/2000 Mikuni
 6,182,010 B1 1/2001 Berstis
 6,195,046 B1 2/2001 Gilhousen
 6,195,122 B1 2/2001 Vincent
 6,199,014 B1 3/2001 Walker et al.
 6,209,005 B1 3/2001 Harker et al.
 6,230,132 B1 5/2001 Class et al.
 6,249,720 B1 6/2001 Kubota et al.
 6,265,845 B1 7/2001 Bo et al.
 6,269,369 B1 7/2001 Robertson
 6,282,362 B1 8/2001 Murphy et al.
 6,289,399 B1 9/2001 Furuichi et al.
 6,393,292 B1 5/2002 Lin
 6,434,564 B2 8/2002 Ebert
 6,509,716 B2 1/2003 Yi
 6,523,079 B2 2/2003 Kikinis et al.
 6,526,284 B1 2/2003 Sharp et al.
 6,539,379 B1 3/2003 Vora et al.
 6,557,004 B1 4/2003 Ben-Shachar et al.
 6,591,085 B1 7/2003 Grady
 6,597,151 B1 7/2003 Price et al.
 6,597,378 B1 7/2003 Shiraishi et al.
 6,611,752 B1 8/2003 Bartlett
 6,636,918 B1 10/2003 Aguilar et al.
 6,668,281 B1 12/2003 Ayyadurai
 6,718,366 B2 4/2004 Johnstone et al.
 6,731,308 B1 5/2004 Tang et al.
 6,741,232 B1 5/2004 Siedlikowski et al.
 6,741,790 B1 5/2004 Burgess
 6,751,486 B1 6/2004 Guillot et al.
 6,788,528 B2 9/2004 Enners et al.
 6,829,607 B1 12/2004 Tafoya et al.
 6,853,849 B1 2/2005 Tognazzini
 6,853,911 B1 2/2005 Sakarya
 6,862,524 B1 3/2005 Nagda et al.
 6,898,718 B2 5/2005 Morrow
 6,941,224 B2 9/2005 Fukuyasu
 6,983,310 B2 1/2006 Rouse et al.
 6,985,865 B1 1/2006 Packingham
 6,985,924 B2 1/2006 Schwartz et al.
 6,990,495 B1 1/2006 Grason et al.
 6,993,615 B2 1/2006 Falcon
 7,010,572 B1 3/2006 Benjamin et al.
 7,050,102 B1 5/2006 Vincent
 7,103,381 B1 9/2006 Wright et al.
 7,117,286 B2 10/2006 Falcon
 7,146,570 B2 12/2006 Yeh et al.
 7,149,533 B2 12/2006 Laird et al.
 7,185,290 B2 2/2007 Cadiz et al.
 7,187,947 B1 3/2007 White et al.
 7,240,298 B2 7/2007 Grossman et al.
 7,242,165 B2 7/2007 Lee et al.
 7,249,212 B2 7/2007 Do et al.
 7,325,012 B2 1/2008 Nagy
 7,360,172 B2 4/2008 Grossman et al.
 7,360,174 B2 4/2008 Grossman et al.
 7,418,663 B2 8/2008 Pettinati et al.
 7,430,675 B2 9/2008 Lee
 7,430,719 B2 9/2008 Pettinati et al.
 7,505,753 B2 3/2009 Sorvari et al.
 7,555,573 B2 6/2009 Cummins et al.
 7,565,157 B1 7/2009 Ortega et al.
 7,605,713 B2 10/2009 Trinchero et al.

(56)

References Cited

U.S. PATENT DOCUMENTS

| | | | | | |
|-----------------|---------|--------------------|------------------|---------|------------------------|
| 7,610,564 B1 | 10/2009 | Pfohe et al. | 2004/0129522 A1 | 7/2004 | Skowronski |
| 7,634,228 B2 | 12/2009 | White et al. | 2004/0133345 A1 | 7/2004 | Asahara |
| 7,636,719 B2 | 12/2009 | Thompson et al. | 2004/0148091 A1 | 7/2004 | Masclet et al. |
| 7,689,355 B2 | 3/2010 | Abernethy et al. | 2004/0162029 A1 | 8/2004 | Grady |
| 7,693,720 B2 | 4/2010 | Kennewick et al. | 2004/0193420 A1 | 9/2004 | Kennewick et al. |
| 7,716,500 B2 | 5/2010 | Esliger | 2004/0201774 A1 | 10/2004 | Gennetten |
| 7,747,962 B2 | 6/2010 | Othmer | 2004/0203699 A1 | 10/2004 | Oesterling et al. |
| 7,752,471 B1 | 7/2010 | Kolokowsky | 2004/0204192 A1 | 10/2004 | Holloway et al. |
| 7,765,332 B2 | 7/2010 | McCoy et al. | 2004/0209655 A1 | 10/2004 | Kubo |
| 7,769,163 B2 | 8/2010 | Gloede et al. | 2004/0217884 A1 | 11/2004 | Samadani et al. |
| 7,774,002 B1 | 8/2010 | Ortega et al. | 2004/0249565 A1 | 12/2004 | Park |
| 7,774,003 B1 | 8/2010 | Ortega et al. | 2004/0260438 A1 | 12/2004 | Chernetsky et al. |
| 7,774,132 B2 | 8/2010 | DeGrazia | 2004/0268265 A1 | 12/2004 | Berger |
| 7,774,823 B2 | 8/2010 | Goldthwaite et al. | 2005/0004749 A1 | 1/2005 | Park |
| 7,782,012 B2 | 8/2010 | Jo | 2005/0055158 A1 | 3/2005 | Machino |
| 7,802,191 B2 | 9/2010 | Pettinati et al. | 2005/0065779 A1 | 3/2005 | Odinak |
| 7,814,438 B2 | 10/2010 | Grossman et al. | 2005/0073443 A1 | 4/2005 | Sheha et al. |
| 7,826,945 B2 | 11/2010 | Zhang et al. | 2005/0080632 A1 | 4/2005 | Endo et al. |
| 7,831,757 B2 | 11/2010 | Habuto et al. | 2005/0108075 A1 | 5/2005 | Douglis et al. |
| 7,841,966 B2 | 11/2010 | Aaron et al. | 2005/0124322 A1 | 6/2005 | Hennecke |
| 7,853,272 B2 | 12/2010 | Tipnis et al. | 2005/0143016 A1 | 6/2005 | Becker et al. |
| 7,886,000 B1 | 2/2011 | Polis et al. | 2005/0153749 A1 | 7/2005 | Falcon et al. |
| 7,908,080 B2 | 3/2011 | Rowley et al. | 2005/0182561 A1 | 8/2005 | Yamada et al. |
| 7,912,632 B2 | 3/2011 | Ohashi et al. | 2005/0185364 A1 | 8/2005 | Bell et al. |
| 7,913,020 B2 | 3/2011 | Acosta et al. | 2005/0197007 A1 | 9/2005 | McAlonis |
| RE42,289 E | 4/2011 | Vincent | 2005/0197016 A1 | 9/2005 | Moisevenko |
| 7,920,682 B2 | 4/2011 | Byrne et al. | 2005/0197767 A1 | 9/2005 | Nortrup |
| 7,925,995 B2 | 4/2011 | Krumm et al. | 2005/0209781 A1 | 9/2005 | Anderson |
| 7,953,759 B2 | 5/2011 | Grossman et al. | 2005/0235209 A1 | 10/2005 | Morita et al. |
| 8,006,190 B2 | 8/2011 | Quoc et al. | 2005/0243165 A1 | 11/2005 | Endler et al. |
| 8,010,728 B1 | 8/2011 | Grady et al. | 2005/0262208 A1 | 11/2005 | Haviv et al. |
| 8,032,683 B2 | 10/2011 | Habuto et al. | 2005/0278371 A1 | 12/2005 | Funk et al. |
| 8,047,966 B2 | 11/2011 | Dorogusker et al. | 2006/0026537 A1 | 2/2006 | L'Heureux |
| 8,050,714 B2 | 11/2011 | Fadell et al. | 2006/0031370 A1 | 2/2006 | Lyle et al. |
| 8,055,282 B1 | 11/2011 | Ortega et al. | 2006/0031617 A1 | 2/2006 | Falcon |
| 8,078,963 B1 | 12/2011 | Rosner et al. | 2006/0036945 A1 | 2/2006 | Radtke et al. |
| 8,130,205 B2 | 3/2012 | Forstall et al. | 2006/0061951 A1 | 3/2006 | Hara |
| 8,224,359 B2 | 7/2012 | Marlow et al. | 2006/0069458 A1 | 3/2006 | Lee et al. |
| 8,244,311 B2 | 8/2012 | Boss et al. | 2006/0069571 A1 | 3/2006 | Falcon et al. |
| 8,255,720 B1 | 8/2012 | Conway | 2006/0101350 A1 | 5/2006 | Scott |
| 8,341,535 B2 | 12/2012 | Lyman | 2006/0111835 A1 | 5/2006 | Baker et al. |
| 8,364,486 B2 | 1/2013 | Basir et al. | 2006/0119507 A1 | 6/2006 | Cawse |
| 8,490,025 B2 | 7/2013 | Jakobson et al. | 2006/0135197 A1 | 6/2006 | Jin et al. |
| 8,620,283 B2 | 12/2013 | Lee et al. | 2006/0136128 A1 | 6/2006 | Chen |
| 8,620,662 B2 | 12/2013 | Bellegarda | 2006/0136646 A1 | 6/2006 | Do et al. |
| 8,627,120 B2 | 1/2014 | Conway | 2006/0148500 A1 | 7/2006 | Glenner et al. |
| 9,405,343 B2 | 8/2016 | Nesladek et al. | 2006/0178813 A1 | 8/2006 | Chen |
| 2001/0054087 A1 | 12/2001 | Flom et al. | 2006/0205394 A1 | 9/2006 | Vesterinen |
| 2002/0032568 A1 | 3/2002 | Saito | 2006/0227047 A1 | 10/2006 | Rosenberg |
| 2002/0062213 A1 | 5/2002 | Kosaka et al. | 2006/0252457 A1 | 11/2006 | Schrager |
| 2002/0073207 A1 | 6/2002 | Widger et al. | 2006/0253787 A1 | 11/2006 | Fogg |
| 2002/0143548 A1 | 10/2002 | Korall et al. | 2006/0277213 A1 | 12/2006 | Robertson et al. |
| 2002/0167519 A1 | 11/2002 | Olsen | 2006/0289654 A1 | 12/2006 | Robinson et al. |
| 2003/0023726 A1 | 1/2003 | Rice et al. | 2007/0001875 A1 | 1/2007 | Taylor |
| 2003/0046296 A1 | 3/2003 | Doss et al. | 2007/0015485 A1 | 1/2007 | DeBiasio et al. |
| 2003/0065427 A1 | 4/2003 | Funk et al. | 2007/0015486 A1 | 1/2007 | Marlowe |
| 2003/0065959 A1 | 4/2003 | Morrow | 2007/0026850 A1 | 2/2007 | Keohane et al. |
| 2003/0069693 A1 | 4/2003 | Snapp et al. | 2007/0035913 A1 | 2/2007 | Gloede et al. |
| 2003/0069874 A1 | 4/2003 | Hertzog et al. | 2007/0038434 A1 | 2/2007 | Cvetko |
| 2003/0078071 A1 | 4/2003 | Uchiyama | 2007/0079383 A1* | 4/2007 | Gopalakrishnan |
| 2003/0093281 A1 | 5/2003 | Geilhufe et al. | | | H04M 1/72469 726/28 |
| 2003/0103088 A1 | 6/2003 | Dresti et al. | 2007/0082707 A1 | 4/2007 | Flynt et al. |
| 2003/0128504 A1 | 7/2003 | Enners et al. | 2007/0086724 A1 | 4/2007 | Grady et al. |
| 2003/0158668 A1 | 8/2003 | Anderson | 2007/0101039 A1 | 5/2007 | Rutledge et al. |
| 2003/0164862 A1 | 9/2003 | Cadiz et al. | 2007/0110338 A1 | 5/2007 | Snively et al. |
| 2003/0172217 A1 | 9/2003 | Scott et al. | 2007/0121867 A1 | 5/2007 | Ozugur et al. |
| 2003/0172218 A1 | 9/2003 | Scott et al. | 2007/0123256 A1 | 5/2007 | Whitesell et al. |
| 2003/0195018 A1 | 10/2003 | Lee | 2007/0124778 A1 | 5/2007 | Bennett et al. |
| 2003/0216857 A1 | 11/2003 | Feldman et al. | 2007/0143713 A1* | 6/2007 | Hosoki |
| 2004/0021647 A1 | 2/2004 | Iwema et al. | | | G06F 9/485 345/618 |
| 2004/0024522 A1 | 2/2004 | Walker et al. | 2007/0150189 A1 | 6/2007 | Han |
| 2004/0036649 A1 | 2/2004 | Taylor | 2007/0198182 A1 | 8/2007 | Singh |
| 2004/0098571 A1 | 5/2004 | Falcon | 2007/0198949 A1 | 8/2007 | Rummel |
| 2004/0102875 A1 | 5/2004 | Johnson | 2007/0254260 A1 | 11/2007 | Alden et al. |
| 2004/0119761 A1 | 6/2004 | Grossman et al. | 2007/0260393 A1 | 11/2007 | Abernethy et al. |
| | | | 2007/0260798 A1 | 11/2007 | Griffin |
| | | | 2007/0264977 A1 | 11/2007 | Zinn et al. |
| | | | 2007/0265025 A1 | 11/2007 | Commardford et al. |

(56)

References Cited

U.S. PATENT DOCUMENTS

| | | | | | | | |
|--------------|-----|---------|--|--------------------------|--------------|---------|--|
| 2007/0265770 | A1 | 11/2007 | Hirose | 2010/0010857 | A1 | 1/2010 | Fadell |
| 2007/0281689 | A1 | 12/2007 | Altman et al. | 2010/0017732 | A1 | 1/2010 | Matsushima et al. |
| 2007/0283180 | A1 | 12/2007 | Nakajima et al. | 2010/0042951 | A1 | 2/2010 | Ogren |
| 2008/0024364 | A1 | 1/2008 | Taylor | 2010/0064258 | A1 | 3/2010 | Gorcowski et al. |
| 2008/0045234 | A1 | 2/2008 | Reed | 2010/0077020 | A1 | 3/2010 | Paloheimo et al. |
| 2008/0062127 | A1 | 3/2008 | Brodersen et al. | 2010/0079106 | A1 | 4/2010 | Graham |
| 2008/0072175 | A1 | 3/2008 | Corbett et al. | 2010/0081473 | A1 | 4/2010 | Chattejee et al. |
| 2008/0076451 | A1 | 3/2008 | Sheha et al. | 2010/0112955 | A1 | 5/2010 | Krishnaswamy |
| 2008/0091796 | A1 | 4/2008 | Story et al. | 2010/0115048 | A1 | 5/2010 | Scahill |
| 2008/0102857 | A1 | 5/2008 | Kim | 2010/0121566 | A1 | 5/2010 | Joshi et al. |
| 2008/0114541 | A1 | 5/2008 | Shintani et al. | 2010/0122194 | A1 | 5/2010 | Rogers |
| 2008/0120569 | A1 | 5/2008 | Mann et al. | 2010/0123737 | A1 | 5/2010 | Williamson et al. |
| 2008/0125031 | A1 | 5/2008 | Fadell et al. | 2010/0131691 | A1 | 5/2010 | Chattejee et al. |
| 2008/0133123 | A1 | 6/2008 | Katoh et al. | 2010/0131836 | A1* | 5/2010 | Dukhon G06F 40/169 715/230 |
| 2008/0134088 | A1 | 6/2008 | Tse et al. | 2010/0145146 | A1 | 6/2010 | Melder |
| 2008/0139183 | A1 | 6/2008 | Keohane et al. | 2010/0159994 | A1* | 6/2010 | Stallings G06F 3/0482 715/810 |
| 2008/0147410 | A1 | 6/2008 | Odinak | 2010/0169364 | A1 | 7/2010 | Hardt |
| 2008/0148175 | A1 | 6/2008 | Naaman et al. | 2010/0179754 | A1 | 7/2010 | Faenger et al. |
| 2008/0155080 | A1 | 6/2008 | Marlow et al. | 2010/0191459 | A1 | 7/2010 | Carter et al. |
| 2008/0163109 | A1 | 7/2008 | Srivatsan et al. | 2010/0194920 | A1 | 8/2010 | Gai et al. |
| 2008/0168349 | A1 | 7/2008 | Lamiroux et al. | 2010/0198453 | A1 | 8/2010 | Dorogusker et al. |
| 2008/0176602 | A1 | 7/2008 | Kim | 2010/0199213 | A1 | 8/2010 | Suzuki |
| 2008/0188210 | A1 | 8/2008 | Choi et al. | 2010/0203901 | A1 | 8/2010 | Dinoff et al. |
| 2008/0221891 | A1 | 9/2008 | Konig et al. | 2010/0205563 | A1 | 8/2010 | Haapsaari et al. |
| 2008/0227393 | A1 | 9/2008 | Tang et al. | 2010/0214571 | A1 | 8/2010 | Luo |
| 2008/0228390 | A1 | 9/2008 | Geelen et al. | 2010/0250131 | A1 | 9/2010 | Relyea et al. |
| 2008/0235230 | A1 | 9/2008 | Maes | 2010/0250816 | A1 | 9/2010 | Collopy et al. |
| 2008/0243369 | A1 | 10/2008 | Hayashi et al. | 2010/0285785 | A1* | 11/2010 | Wang H04M 1/72469 455/418 |
| 2008/0248815 | A1 | 10/2008 | Busch et al. | 2010/0287559 | A1 | 11/2010 | Mergen et al. |
| 2008/0253549 | A1 | 10/2008 | Loveland | 2010/0292921 | A1 | 11/2010 | Zachariah et al. |
| 2008/0261569 | A1 | 10/2008 | Britt et al. | 2010/0299615 | A1 | 11/2010 | Miluzzo et al. |
| 2008/0291201 | A1 | 11/2008 | Lafon | 2010/0318357 | A1 | 12/2010 | Istvan et al. |
| 2008/0304688 | A1 | 12/2008 | Kumar | 2010/0318709 | A1 | 12/2010 | Bell et al. |
| 2008/0307144 | A1 | 12/2008 | Minoo | 2011/0010182 | A1 | 1/2011 | Turski et al. |
| 2008/0313574 | A1 | 12/2008 | Aravamudan et al. | 2011/0010672 | A1 | 1/2011 | Hope |
| 2009/0003659 | A1 | 1/2009 | Forstall et al. | 2011/0035220 | A1 | 2/2011 | Opaluch |
| 2009/0007187 | A1 | 1/2009 | Koul | 2011/0047508 | A1 | 2/2011 | Metzler et al. |
| 2009/0017881 | A1 | 1/2009 | Madrigal | 2011/0050397 | A1 | 3/2011 | Cova |
| 2009/0019394 | A1 | 1/2009 | Sekimoto et al. | 2011/0081628 | A1 | 4/2011 | Alden et al. |
| 2009/0030599 | A1 | 1/2009 | Kawauchi | 2011/0098918 | A1 | 4/2011 | Siliski et al. |
| 2009/0031069 | A1 | 1/2009 | Habuto et al. | 2011/0099316 | A1 | 4/2011 | Tseng et al. |
| 2009/0031245 | A1* | 1/2009 | Brezina H04L 51/42 707/999.1 | 2011/0099486 | A1 | 4/2011 | Nesladek et al. |
| 2009/0061841 | A1 | 3/2009 | Chaudhri | 2011/0099507 | A1 | 4/2011 | Nesladek et al. |
| 2009/0070205 | A1* | 3/2009 | Altberg G06Q 40/12 705/30 | 2011/0106534 | A1 | 5/2011 | Lebeau et al. |
| 2009/0070949 | A1 | 3/2009 | Sagel et al. | 2011/0112899 | A1 | 5/2011 | Sturtton et al. |
| 2009/0076892 | A1 | 3/2009 | Chaudhri | 2011/0112908 | A1 | 5/2011 | Rowley et al. |
| 2009/0077497 | A1 | 3/2009 | Cho et al. | 2011/0119596 | A1 | 5/2011 | Nesladek et al. |
| 2009/0089555 | A1 | 4/2009 | Cataldo et al. | 2011/0131154 | A1 | 6/2011 | Faber et al. |
| 2009/0098883 | A1 | 4/2009 | Yoon | 2011/0134600 | A1 | 6/2011 | Pine |
| 2009/0113318 | A1 | 4/2009 | Roseway | 2011/0143669 | A1 | 6/2011 | Farrell et al. |
| 2009/0125845 | A1 | 5/2009 | Lacock et al. | 2011/0171934 | A1 | 7/2011 | Lim et al. |
| 2009/0143984 | A1 | 6/2009 | Baudisch | 2011/0173565 | A1 | 7/2011 | Ofek et al. |
| 2009/0144268 | A1 | 6/2009 | Nagase | 2011/0202879 | A1 | 8/2011 | Stovicek et al. |
| 2009/0164113 | A1 | 6/2009 | Kang | 2011/0225492 | A1 | 9/2011 | Boettcher et al. |
| 2009/0171568 | A1 | 7/2009 | McQuaide, Jr. | 2011/0261546 | A1 | 10/2011 | Smyth et al. |
| 2009/0177393 | A1 | 7/2009 | Tertoolen et al. | 2011/0265035 | A1 | 10/2011 | Lepage et al. |
| 2009/0177744 | A1 | 7/2009 | Marlow | 2011/0281544 | A1 | 11/2011 | Pallota |
| 2009/0186629 | A1 | 7/2009 | Soelberg et al. | 2012/0021778 | A1 | 1/2012 | Ho et al. |
| 2009/0187831 | A1 | 7/2009 | Tiwana et al. | 2012/0022786 | A1 | 1/2012 | Siliski et al. |
| 2009/0197593 | A1 | 8/2009 | Farrell et al. | 2012/0022876 | A1 | 1/2012 | Lebeau et al. |
| 2009/0197619 | A1 | 8/2009 | Colligan et al. | 2012/0023417 | A1 | 1/2012 | Nesladek et al. |
| 2009/0204409 | A1 | 8/2009 | Mozar et al. | 2012/0036441 | A1 | 2/2012 | Basir et al. |
| 2009/0204410 | A1 | 8/2009 | Mozar et al. | 2012/0083260 | A1 | 4/2012 | Arriola et al. |
| 2009/0222766 | A1 | 9/2009 | Chae et al. | 2012/0202519 | A1 | 8/2012 | Bertagna et al. |
| 2009/0239588 | A1 | 9/2009 | Nam | 2012/0209946 | A1 | 8/2012 | McClure |
| 2009/0265103 | A1 | 10/2009 | Kostepen | 2012/0232906 | A1 | 9/2012 | Lindahl |
| 2009/0281724 | A1 | 11/2009 | Blumenberg et al. | 2012/0272077 | A1 | 10/2012 | Dow et al. |
| 2009/0287783 | A1 | 11/2009 | Beare | 2012/0324578 | A1 | 12/2012 | Seinfeld et al. |
| 2009/0289937 | A1 | 11/2009 | Flake et al. | 2013/0125052 | A1 | 5/2013 | Baird |
| 2009/0323670 | A1* | 12/2009 | Altberg H04L 12/6418 705/26.1 | FOREIGN PATENT DOCUMENTS | | | |
| 2009/0325546 | A1 | 12/2009 | Reddy et al. | CN | 101448216 | A | 6/2009 |
| 2009/0326815 | A1 | 12/2009 | Williamson et al. | CN | 101451852 | A | 6/2009 |
| | | | | DE | 19709518 | | 3/1998 |
| | | | | DE | 102007017404 | A1 | 12/2007 |

(56)

References Cited**FOREIGN PATENT DOCUMENTS**

| | | | |
|----|-----------------|----|---------|
| DE | 102007030259 | A1 | 1/2009 |
| EP | 0539144 | A2 | 4/1993 |
| EP | 0751376 | A2 | 1/1997 |
| EP | 1300829 | A1 | 4/2003 |
| EP | 1480422 | | 11/2004 |
| EP | 1614997 | A1 | 1/2006 |
| EP | 1746560 | A1 | 1/2007 |
| EP | 1760899 | A1 | 3/2007 |
| EP | 1833232 | A2 | 9/2007 |
| EP | 1936606 | | 6/2008 |
| EP | 1939860 | A1 | 7/2008 |
| EP | 2026328 | | 2/2009 |
| JP | H04244068 | A | 9/1992 |
| JP | H04366715 | A | 12/1992 |
| JP | H05113343 | A | 5/1993 |
| JP | H0668392 | A | 3/1994 |
| JP | H0798800 | A | 4/1995 |
| JP | H07248726 | A | 9/1995 |
| JP | H0814931 | A | 1/1996 |
| JP | H08128848 | A | 5/1996 |
| JP | H09101159 | A | 4/1997 |
| JP | H09120255 | A | 5/1997 |
| JP | H09127862 | A | 5/1997 |
| JP | H09152354 | A | 6/1997 |
| JP | H09160482 | A | 6/1997 |
| JP | H09179491 | A | 7/1997 |
| JP | H09210707 | A | 8/1997 |
| JP | H09237038 | A | 9/1997 |
| JP | H09292260 | A | 11/1997 |
| JP | H09297035 | A | 11/1997 |
| JP | H09318381 | A | 12/1997 |
| JP | H09319302 | A | 12/1997 |
| JP | H1137766 | A | 2/1999 |
| JP | H1165795 | A | 3/1999 |
| JP | 2000-337911 | | 12/2000 |
| JP | 2001027540 | A | 1/2001 |
| JP | 2001-141501 | | 5/2001 |
| JP | 2003115929 | A | 4/2003 |
| JP | 2008249683 | A | 10/2008 |
| JP | 4244068 | | 3/2009 |
| JP | 2009176212 | A | 8/2009 |
| KR | 10-2002-0082510 | | 10/2002 |
| KR | 20030072332 | A | 9/2003 |
| KR | 10-2009-0029518 | | 3/2009 |
| KR | 10-2009-0093444 | | 9/2009 |
| WO | WO 02063243 | A1 | 8/2002 |
| WO | WO 2007/008321 | | 1/2007 |
| WO | WO 2008152396 | A1 | 12/2008 |
| WO | WO 2009001977 | A1 | 12/2008 |
| WO | WO 2012/061318 | | 5/2012 |

OTHER PUBLICATIONS

CA Office Action in Canadian Application No. 2,779,414, dated Sep. 27, 2010, 7 pages.

EP Examiner's Report in European Application No. 2,779,414, dated Aug. 22, 2010, 5 pages.

Extended European Search Report in EP Application No. 10828735.0, dated Nov. 25, 2013, 6 pages.

Heller, S.R., Symantec ACT! 4.0 for Windows, Journal of Chemical Information and Computer Sciences, vol. 38, No. 4, p. 772, Jul.-Aug. 1998.

International Preliminary Report on Patentability in International Application No. PCT/US2010/054570, dated May 10, 2012, 8 pages.

International Preliminary Report on Patentability issued in PCT/US2010/052024 dated May 1, 2012, 7 pages.

International Search Report issued in PCT/US2010/052024 dated Jun. 10, 2011.

International Search Report issued in PCT/US2010/054472 dated Mar. 25, 2011, 11 pages.

International Search Report issued in PCT/US2010/054557 dated Mar. 25, 2011, 11 pages.

International Search Report issued in PCT/US2010/054570 dated Mar. 25, 2011, 12 pages.

International Search Report issued in PCT/US2010/054578 dated Mar. 28, 2011.

International Search Report issued in PCT/US2010/054585 dated Mar. 25, 2011, 11 pages.

IP Australia, Notice of Acceptance for Australian Patent Application No. 2017254896, dated Feb. 15, 2019, 3 pages.

Kubota, K.; Masuno, H., Multi-Media Software PI, NEC Technical Journal, vol. 41, No. 13, p. 72-6, Nov. 1988.

Machine translation of Detailed Description of JP 2000-337911 from Patent Abstracts of Japan.

Machine translation of Detailed Description of JP 2001-141501 from Patent Abstracts of Japan.

Office Action in Australian Application No. 2010319860, dated Jul. 30, 2014, 3 pages.

Office Action in Australian Application No. 2010319867, dated May 8, 2014, 3 pages.

Office Action in Japanese Application No. 2012-536837, dated May 12, 2014, 6 pages (with English translation).

Padwick, Feddema, Special Edition Using Microsoft Outlook 2000, Que, Ch. 9 'Managing Contacts', p. 297-318.

Padwick, Feddema, Special Edition Using Microsoft Outlook 2000, Que, Ch. 16 'Managing Your Computer Environment': Using Other Shortcuts in the Outlook Bar, p. 509-513.

Padwick, Feddema, Special Edition Using Microsoft Outlook 2000, Que, Ch. 18 'Finding and Organizing Outlook Items': Using the QuickFind Contact Tool, p. 527-530.

Padwick, Feddema, Special Edition Using Microsoft Outlook 2000, Que, Ch. 18 'Finding and Organizing Outlook Items': Organizing Outlook Items, p. 560-563.

Padwick, Feddema, Special Edition Using Microsoft Outlook 2000, Que, Ch. 22 'Creating and Using Rules', p. 617-622.

Padwick, Feddema, Special Edition Using Microsoft Outlook 2000, Que, Ch. 38 'Creating Views and Print Styles', p. 943-971.

Padwick, Feddema, Special Edition Using Microsoft Outlook 2000, Que, Ch. 41 'Creating and Using Custom Fields': Why Do You Need Custom Fields?, p. 1093-1120.

Padwick, Feddema, Special Edition Using Microsoft Outlook 2000, Que, Appendix C 'Outlook's Files, Folders, Fields, and Registry Keys', p. 1295-1298.

Pettigrew, T., ACT!—Automated Contact Tracking, CA Magazine, vol. 95, No. 1022, p. 48-9, Sep. 1991.

Simaioforidis, A.; Karlgren, J.; Ereback, A., Research and Advanced Technology for Digital Libraries, Second European Conference, ECDL '98, Proceedings, p. 673-4, Sep. 21-23, 1998.

Sjeiti, "SFBrowser," dated Jun. 29, 2008, 5 pages.

Taylor, T.C., Databases Save Time And Customers, Sales & Marketing Management, vol. 142, No. 4, p. 105-7, Mar. 1990.

Tezuka et al., "Temporal and spatial attribute extraction from Web documents and time-specific regional Web search system," Web and Wireless Geographical Information Systems: 4th International Workshop, 3428:14-25 (2004).

Uncertified Machine translation of Detailed Description of KR 10-2002-0082510.

Allen et al. "A human factors simulation investigation of driver route diversion and alternate route selection using in-vehicle navigation systems," Presented at Vehicle Navigation and Information Systems Conference, Troy, MI, USA, Oct. 20-23, 1991, 23 pages.

Appbrain.com [online], "Car Locator Bluetooth Plugin," Mar. 24, 2010, retrieved on Nov. 9, 2022, retrieved from URL <https://www.appbrain.com/app/car-locator-bluetooth-plugin/com.edwardkim.android.carlocatorbluetoothplugin>, 3 pages.

Apple.com [online], "Nike and Apple Team Up to Launch Nike+ iPod," May 23, 2006, retrieved on Nov. 9, 2022, retrieved from URL <https://www.apple.com/newsroom/2006/05/23Nike-and-Apple-Team-Up-to-Launch-Nike-iPod/>, 3 pages.

Appleinsider.com [online], "Apple Insider: Using iPod & iPhone Video Out: Background and In-Depth Review," Dec. 20, 2007, retrieved on Oct. 27, 2010, retrieved from URL <http://www.appleinsider.com/articles/07/12/20/using_ipodiphone_video_out_background...>, 8 pages.

(56)

References Cited**OTHER PUBLICATIONS**

Bender, "Computer Animation Via Optical Video Disc," Submitted in Partial Fulfillment of the Requirements for the Degree of Master of Science at the Massachusetts Institute of Technology, Aug. 1980, 46 pages.

Chen, "QuickTime VR—An Image-Based Approach to Virtual Environment Navigation," ACM, Sep. 1995, 10 pages.

Davenport, "Extending the Documentary Tradition," Oberhausen Film Festival, Apr. 27, 1997, 10 pages.

Egenhofer, "What's special about spatial?: database requirements for vehicle navigation in geographic space," Proceedings of the 1993 ACM SIGMOD international conference on Management of data, Jun. 1993, pp. 398-402.

Feiner et al. "A touring machine: Prototyping 3D mobile augmented reality systems for exploring the urban environment" Personal Technologies, Dec. 1997, pp. 208-217.

Garcia-Ortiz "Intelligent transportation systems—Enabling technologies," Mathematical and Computer Modelling, Aug.-Oct. 1995, 22(4-7):11-81.

Geospatialworld.net [online], "Development of new user interface for 3D GIS using mobile terminal," Sep. 10, 2009, retrieved on Nov. 9, 2022, retrieved from URL <<https://www.geospatialworld.net/article/development-of-new-user-interface-for-3d-gis-using-mobile-terminal/>>, 7 pages.

Global.honda [online], "Honda Introduces a Next Generation "Honda Navigation System" Offering New Safety and Communication Features," Aug. 1, 1997, retrieved on Nov. 9, 2022, retrieved from URL <<https://global.honda/newsroom/worldnews/1997/4970801.html>>, 6 pages.

Global.pioneer [online], "Pioneer Introduces New DVD Car Navigation Products," May 7, 1997, retrieved on Nov. 9, 2022, retrieved from URL <<https://global.pioneer/en/corp/news/press/index/1522/>>, 8 pages.

Hirose, "Image-based virtual world generation," IEEE MultiMedia, Jan.—Mar. 1997, pp. 27-33.

Kuhn, "User Interfaces for Geographic Information Systems: Discussions at the Specialist Meeting," NCGIA Technical Reports, 1988-1997, 161 pages.

Mohl, "Cognitive Space in the Interactive Movie Map: An Investigation of Spatial Learning in Virtual Environments," Massachu-

setts Institute of Technology, submitted to the Department of Architecture in partial fulfillment of the requirements for the degree of Doctor of Philosophy in Education and Media Technology, Sep. 17, 1981, 232 pages.

Mower, "The Augmented Scene: Integrating the Map and the Environment" Proceedings of the Annual Convention and Exposition Technical Papers, Apr. 1997, 10 pages.

Naimark "3D moviemap and a 3D panorama," Stereoscopic Displays and Virtual Reality Systems IV, May 15, 1997, 9 pages.

Naimark, "Elements of real-space imaging: a proposed taxonomy," Stereoscopic Displays and Applications, Aug. 1, 1991, 11 pages.

Naimark.net [online], "VBK-A Moviemap of Karlsruhe" Jan. 1991, retrieved on Nov. 9, 2022, retrieved from URL <<http://www.naimark.net/writing/karlsruhe.html>>, 3 pages.

Newyorker.com [online], "Annals of the Road: Getting There," Apr. 24, 2006, retrieved on Nov. 9, 2022, retrieved from URL <<https://www.newyorker.com/magazine/2006/04/24/getting-there-2>>, 23 pages.

Nytimes.com [online], "Business Technology: Computers to Help Drivers Find Their Way" Apr. 25, 1990, retrieved on Nov. 9, 2022, retrieved from URL <<https://www.nytimes.com/1990/04/25/business/business-technology-computers-to-help-drivers-find-their-way.html>>, 5 pages.

Nytimes.com [online], "Google Zooms in Too Close for Some," Jun. 1, 2007, retrieved on Nov. 9, 2022, retrieved from URL <<https://www.nytimes.com/2007/06/01/technology/01private.html>>, 2 pages.

Odagaki et al. "Automobile Navigation System with Multi-Source Guide Information," SAE Technical Paper, Feb. 1, 1992, 11 pages.

Peuquet et al., "Introductory readings in Geographic Information Systems," Book Reviews, Jan. 1990, pp. 127-129.

Ruggles, "Structuring image data within a multi-media information system," International Journal of Geographical Information Systems, Jan. 1992, 6(3):205-222.

Specification of the Bluetooth System, version 1.2, Nov. 5, 2003, pp. 224-228.

Veltman, "Frontiers in Electronic Media," Interactions, Jul./Aug. 1997, 4(4):32-64.

Zavoli et al. "Map matching augmented dead reckoning," Presented at 36th IEEE Vehicular Technology Conference, Dallas, TX, USA, May 20-22, 1986, 6 pages.

* cited by examiner

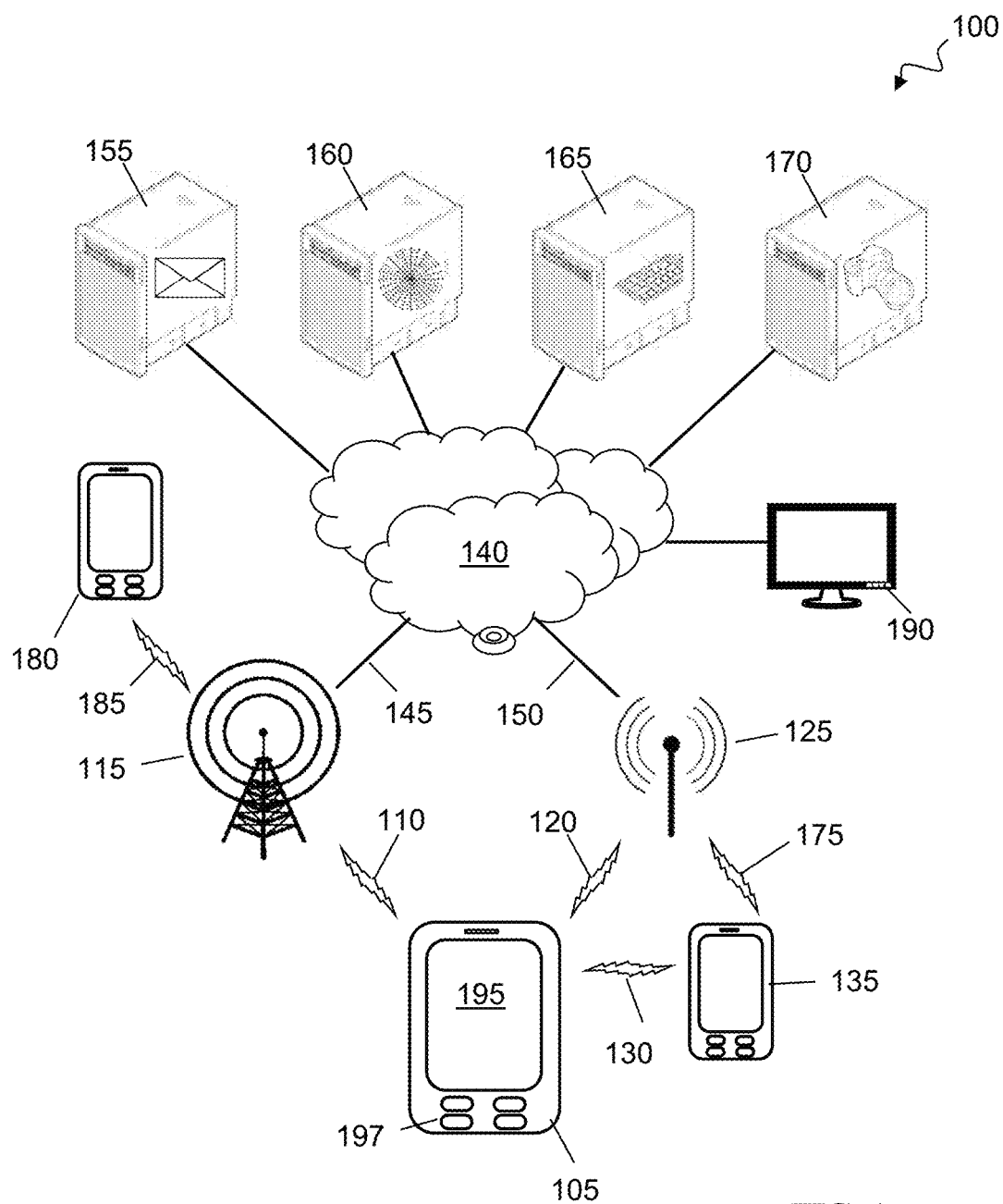


FIG. 1

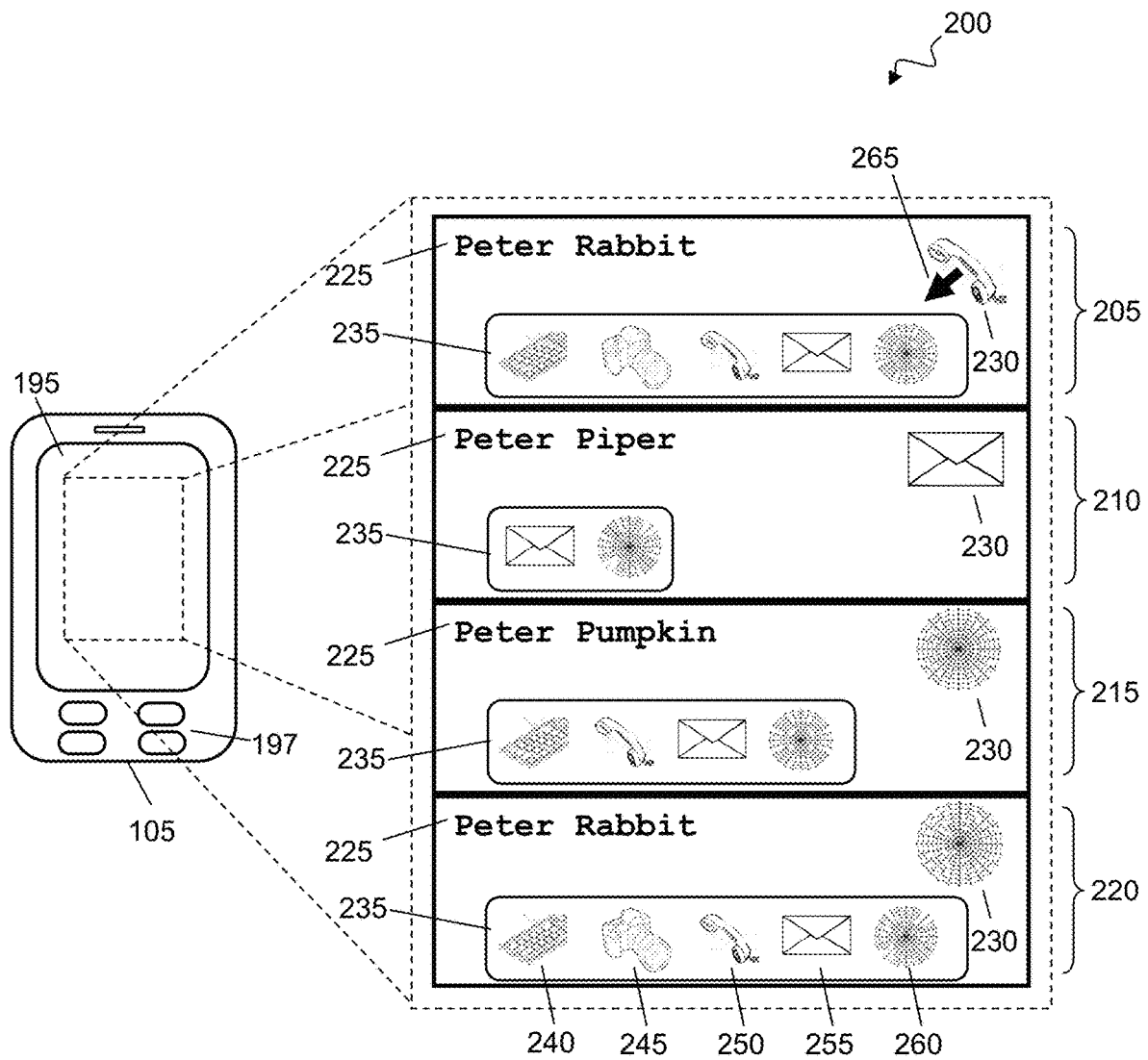


FIG. 2

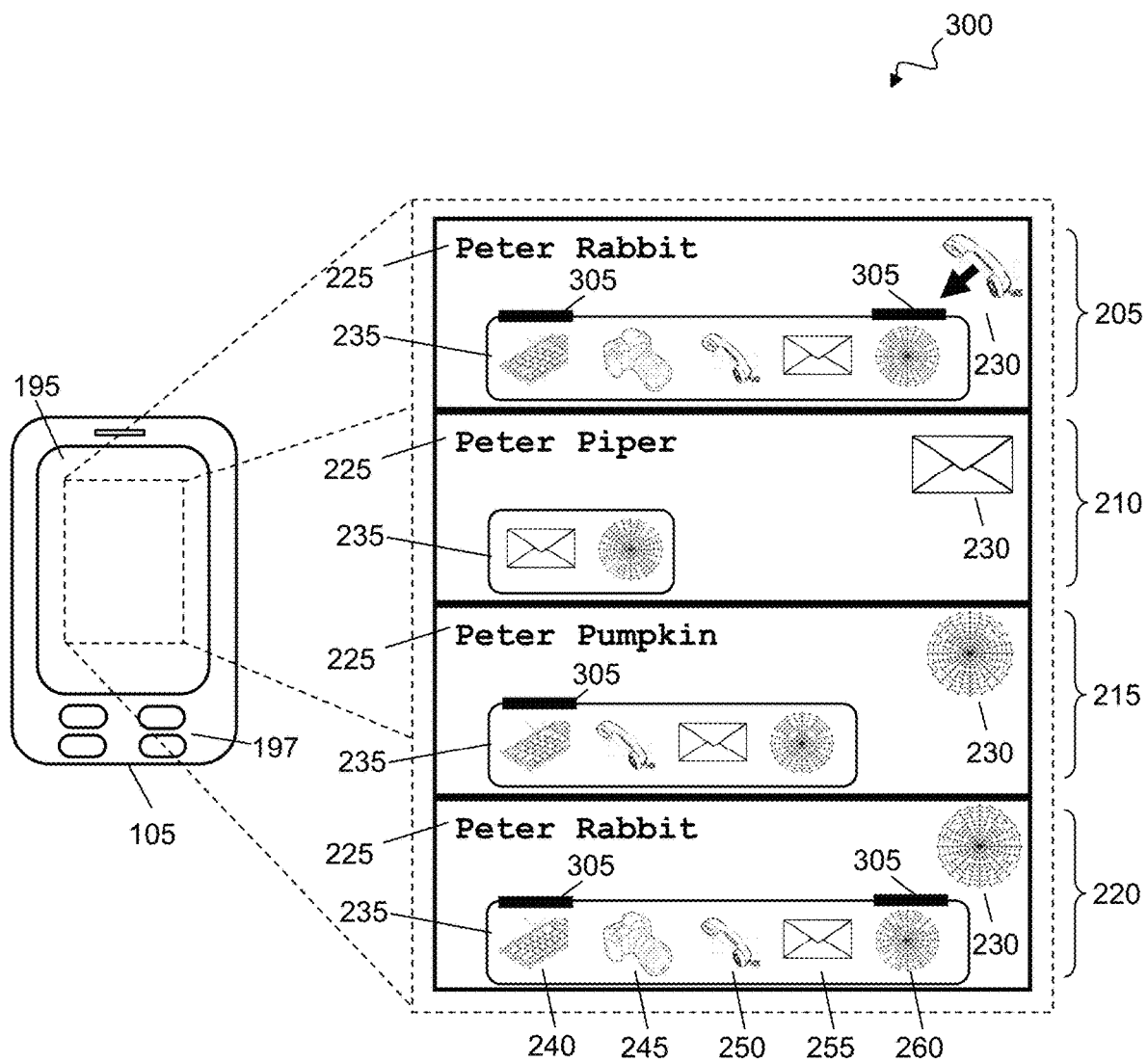


FIG. 3

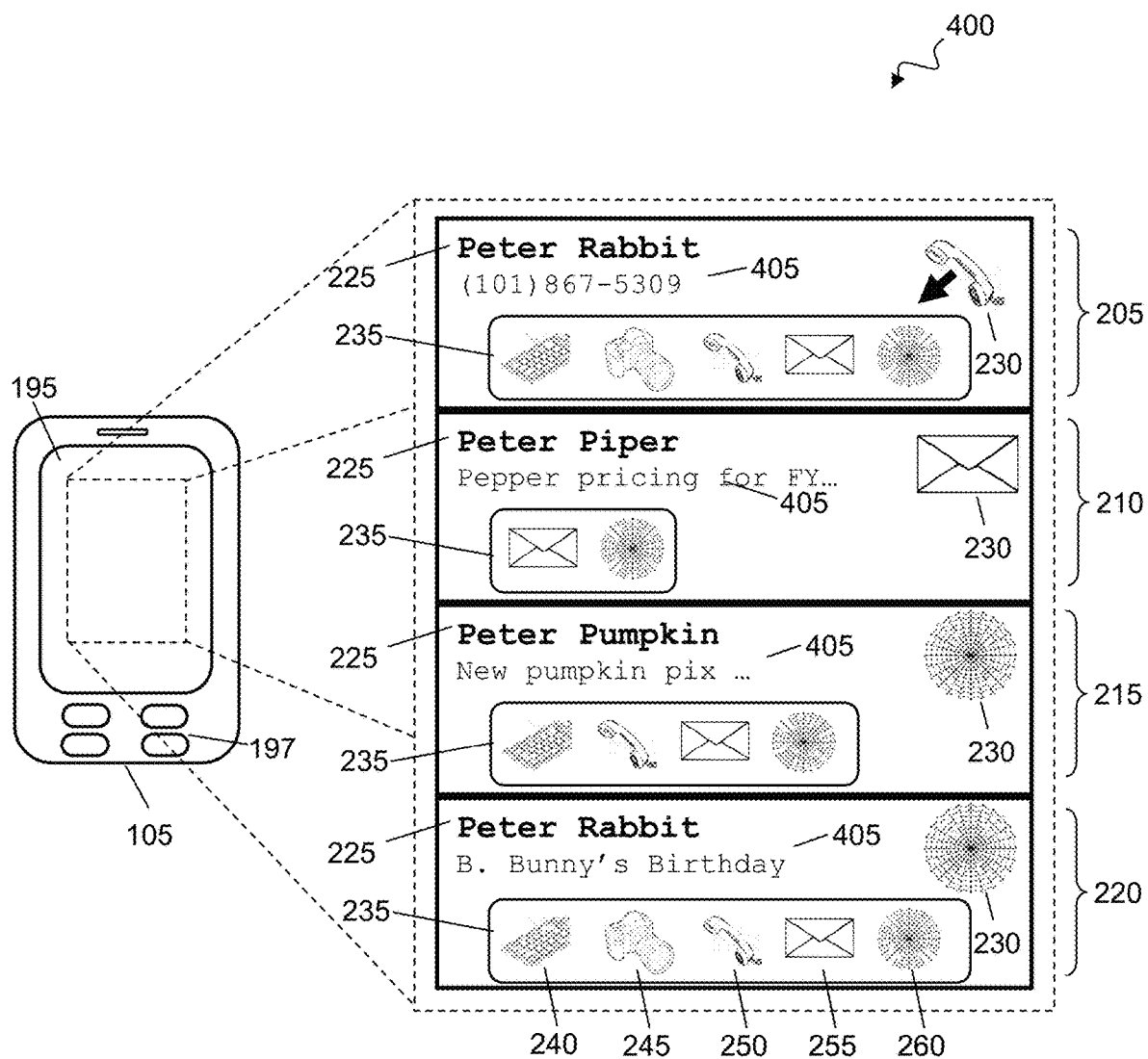


FIG. 4

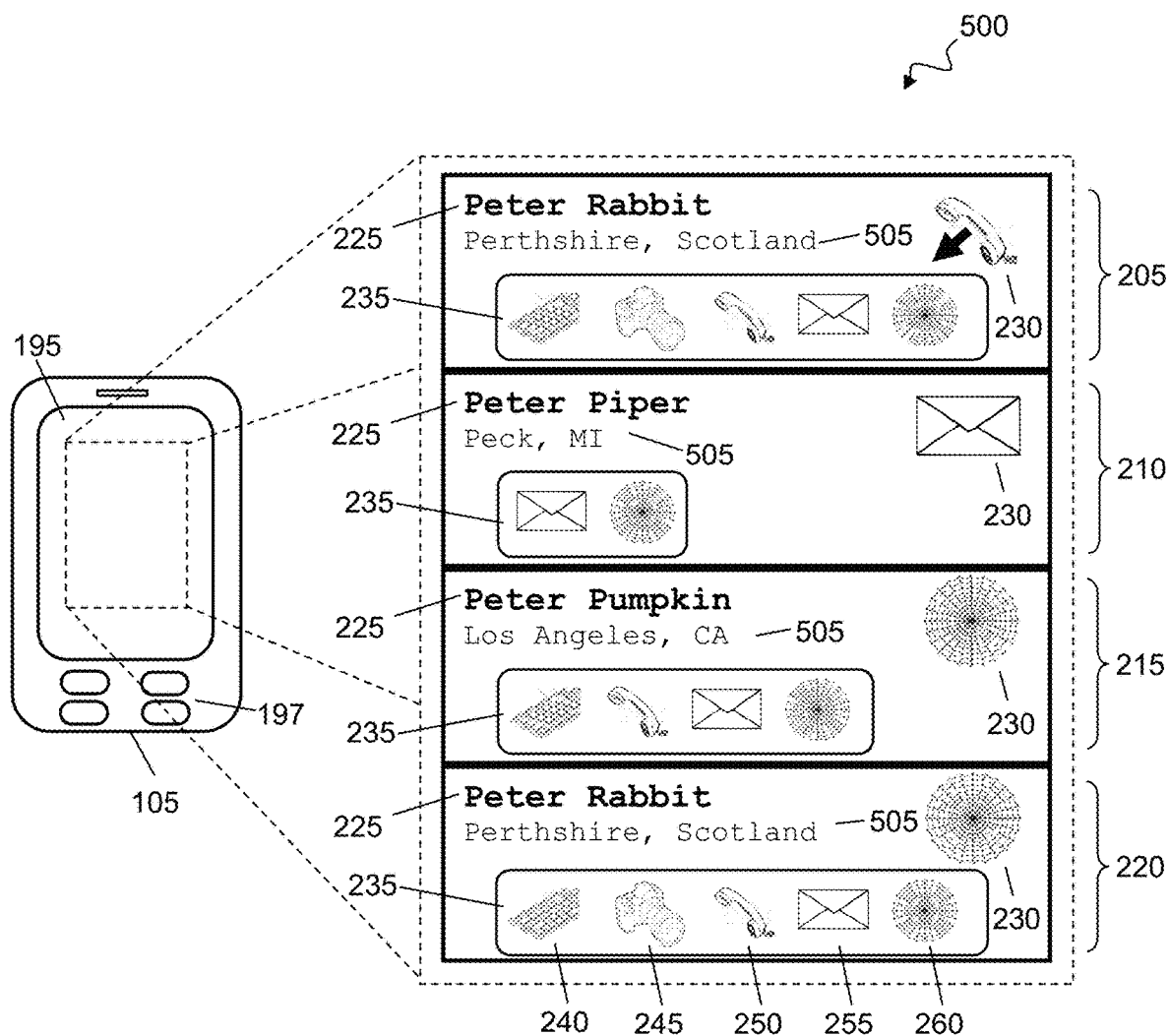


FIG. 5

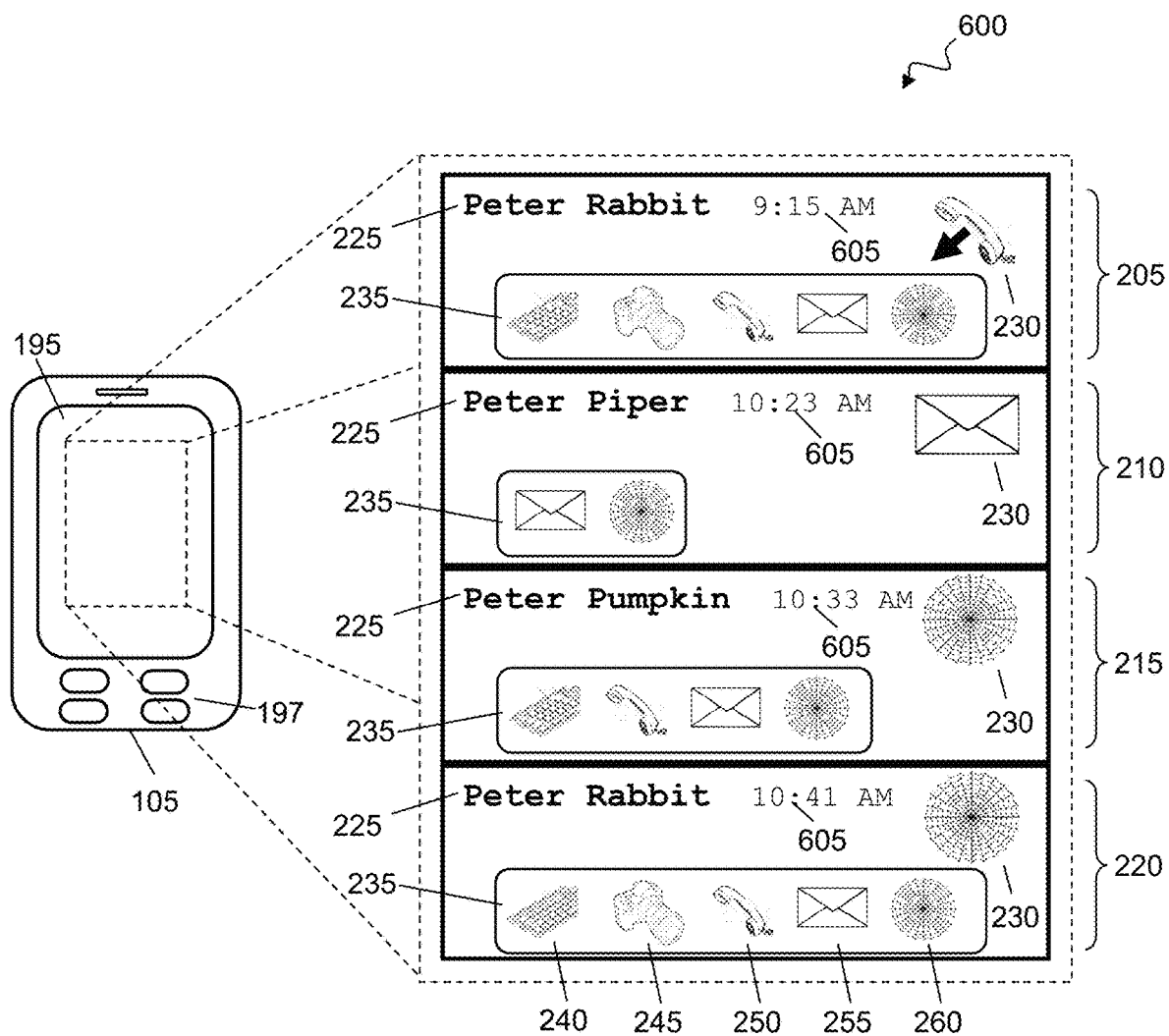


FIG. 6

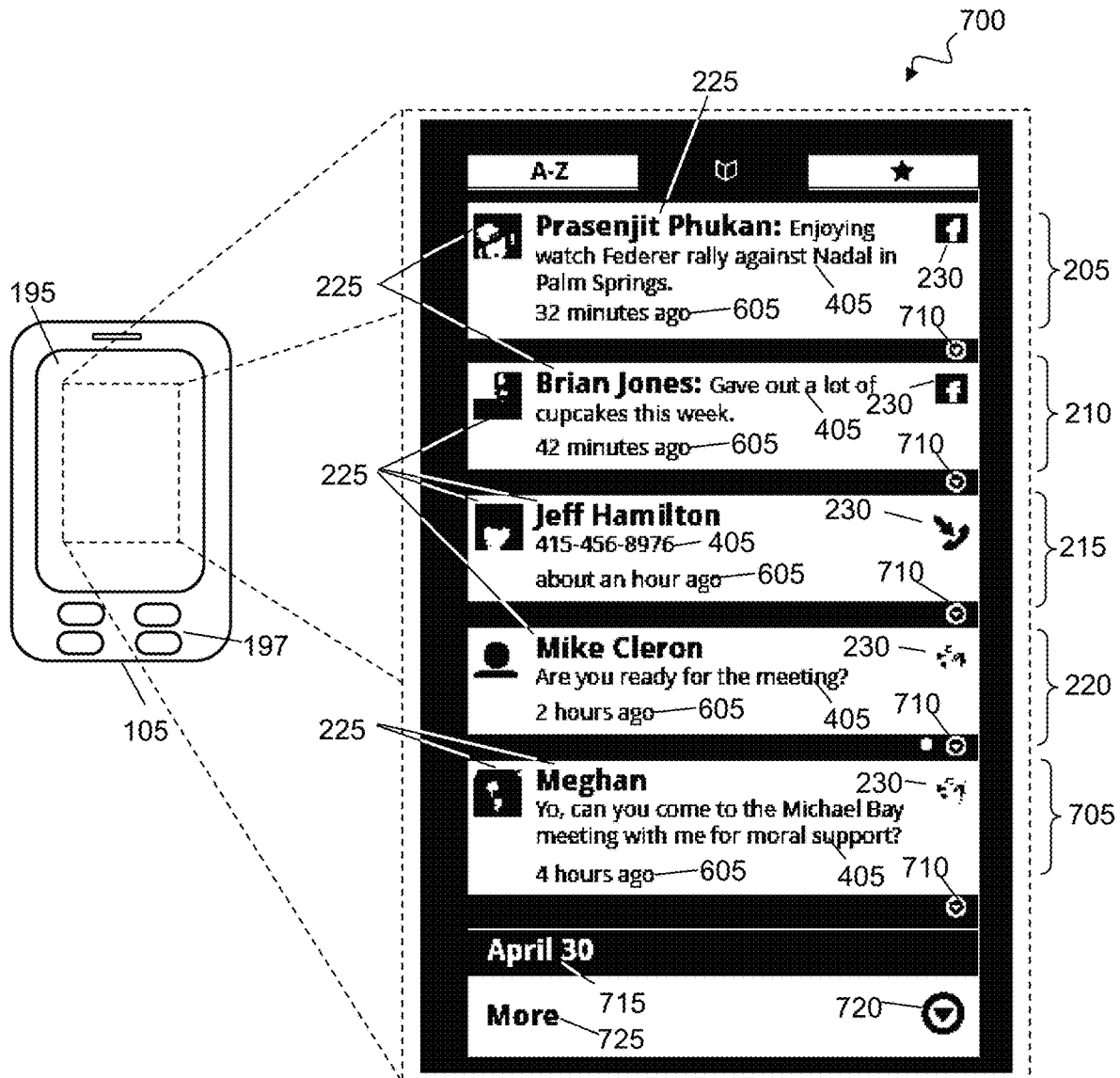


FIG. 7

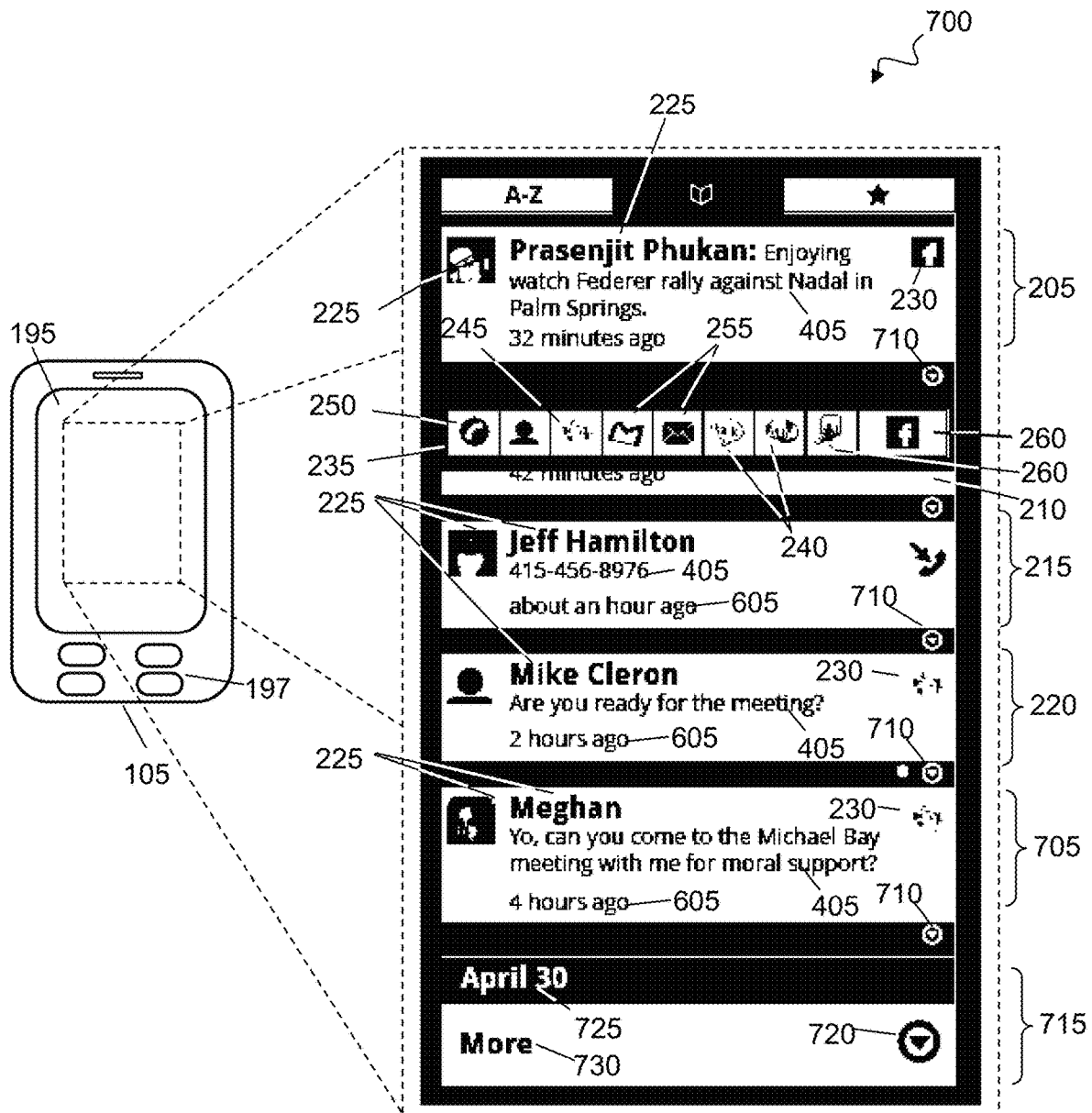


FIG. 8

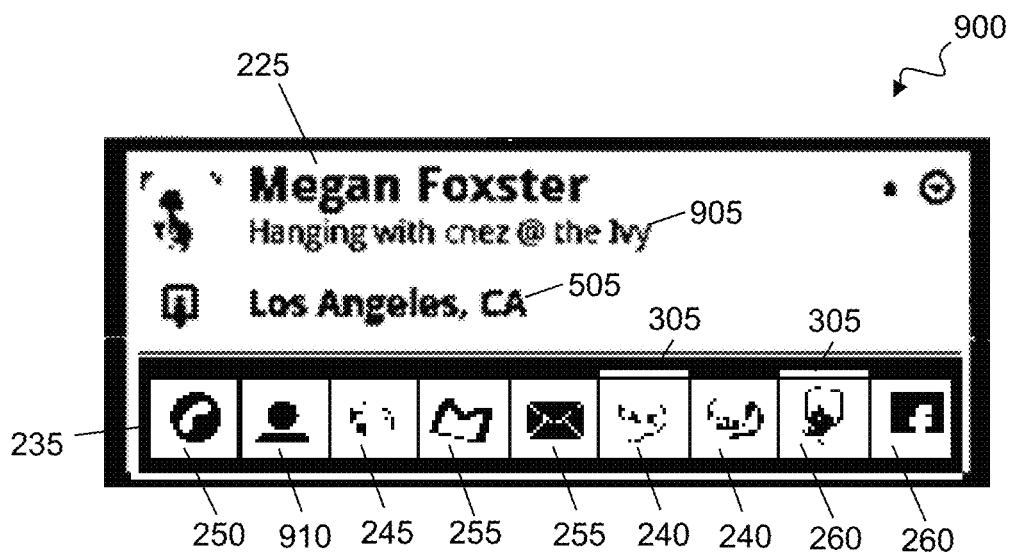


FIG. 9

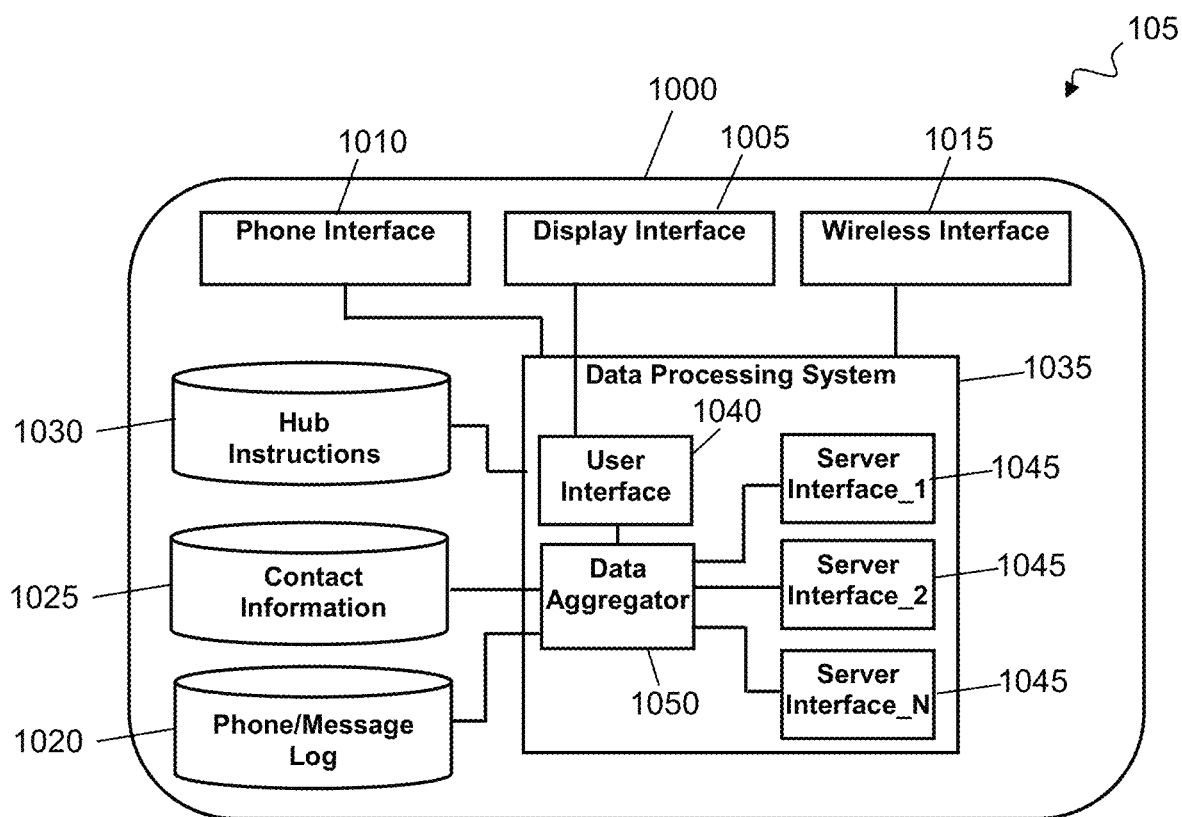


FIG. 10

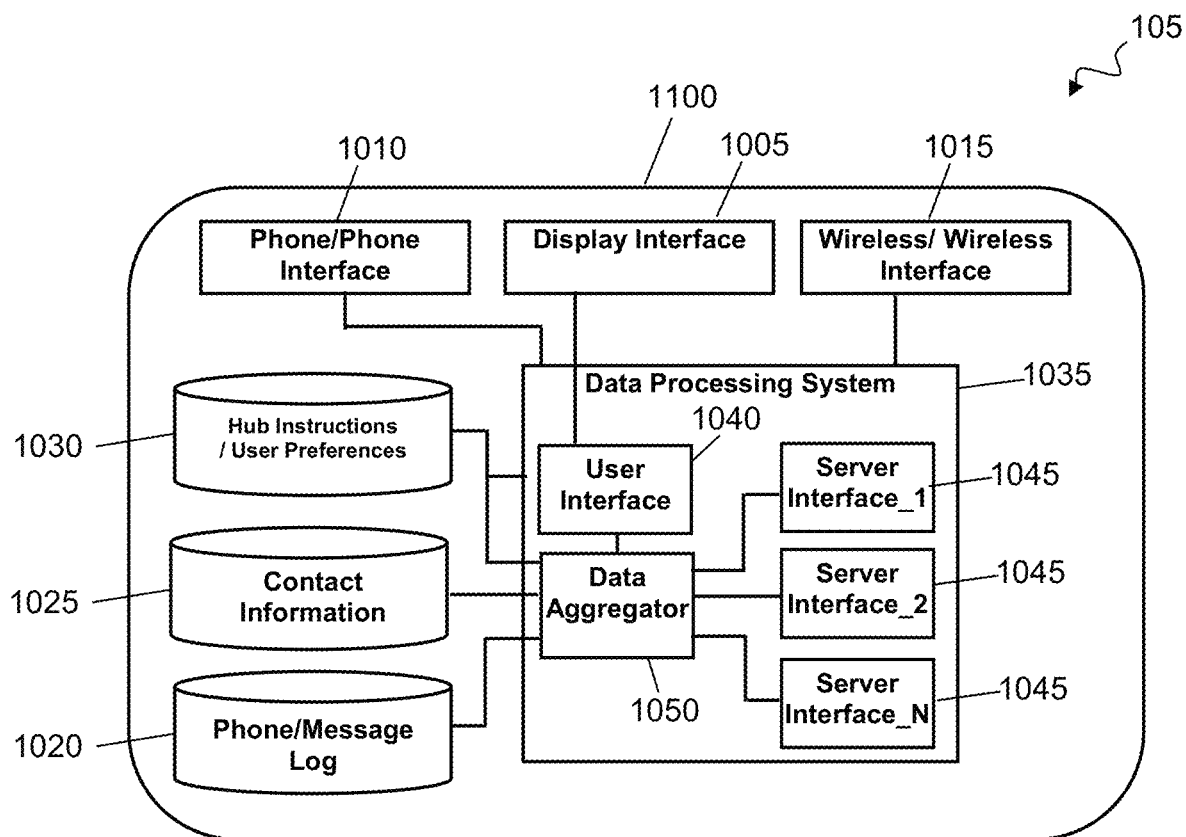


FIG. 11

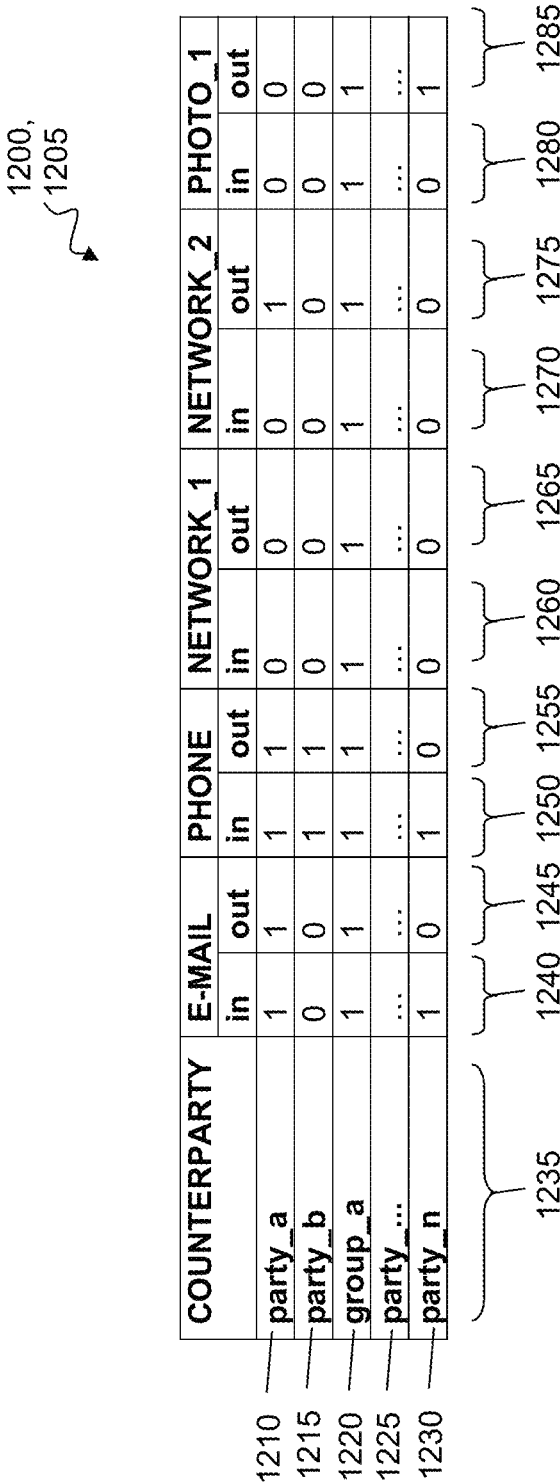


FIG. 12

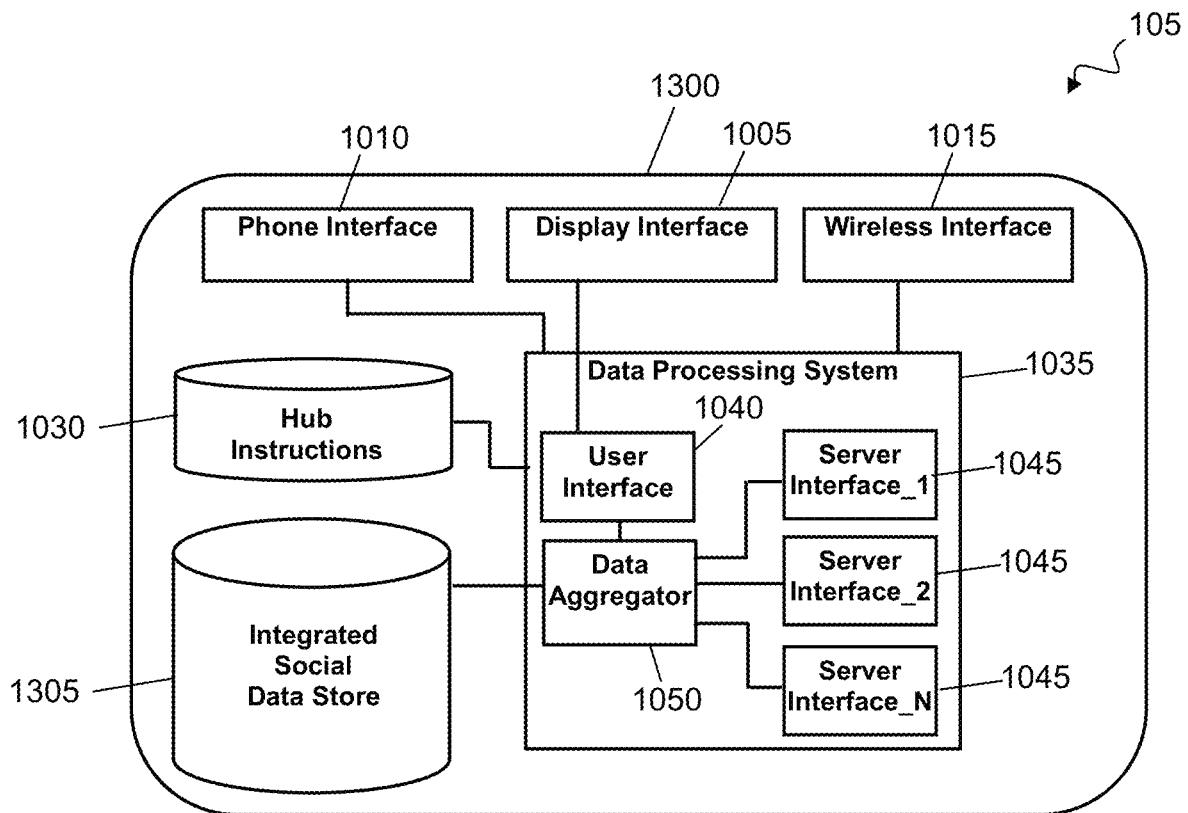


FIG. 13

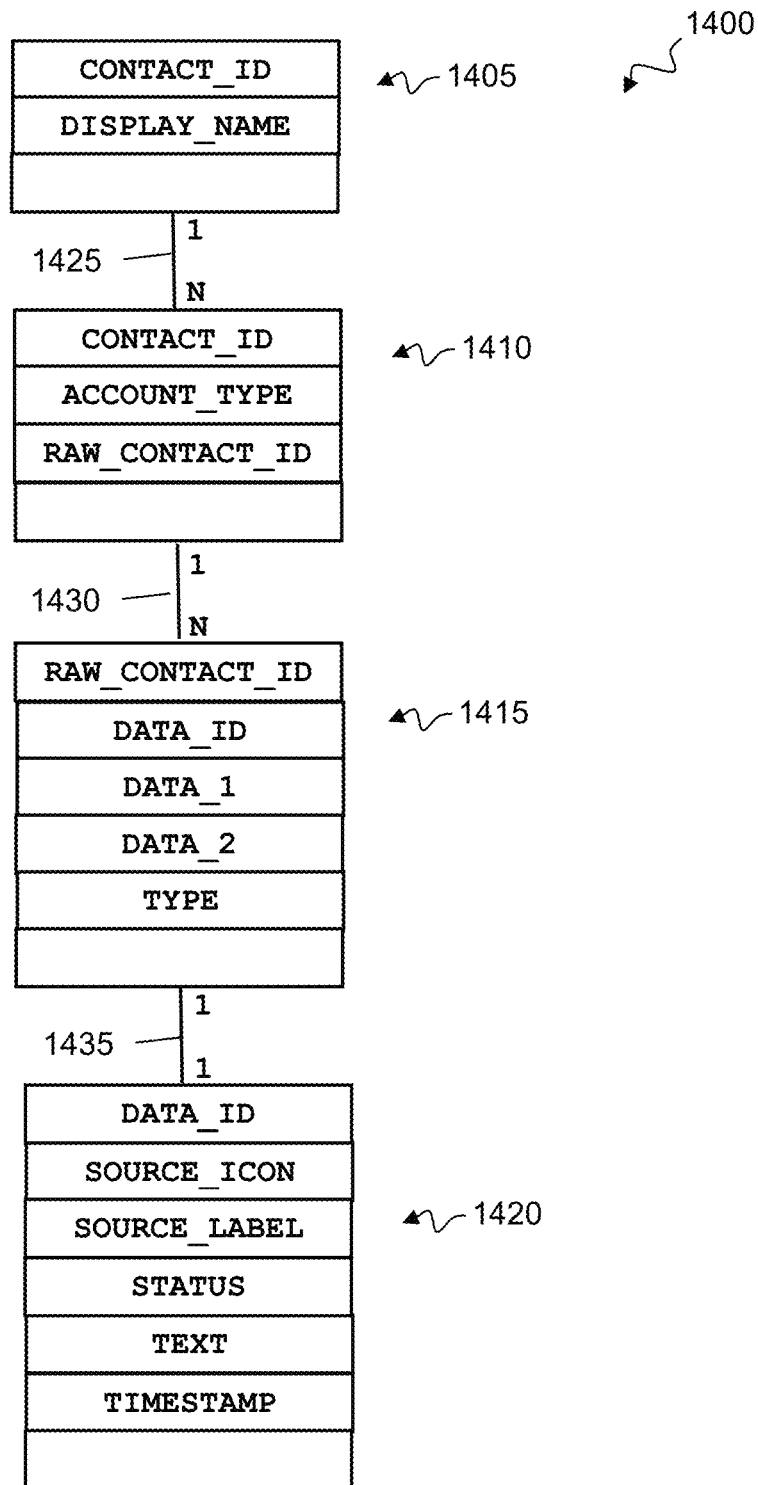


FIG. 14

SOCIAL MESSAGING USER INTERFACE**CROSS-REFERENCE TO RELATED APPLICATIONS**

This application is a continuation of U.S. application Ser. No. 15/677,448, filed Aug. 15, 2017, entitled "Social Messaging User Interface," which application is a continuation of U.S. application Ser. No. 12/914,773, filed Oct. 28, 2010, entitled "Social Messaging User Interface," which application claims the benefit of priority under 35 U.S.C. § 119(e) to U.S. Provisional Application Ser. No. 61/255,847, filed on Oct. 28, 2009, entitled "Search, Navigation, and Docking with a Mobile Computing Device," the contents of which are incorporated herein by reference.

BACKGROUND

This specification relates to a hub for social interaction via electronic devices.

It has been said that "no man is an island." Perhaps unsurprisingly, humans have developed electronic devices and mechanisms that promote social interaction by facilitating the exchange of messages, photos, media, and other information between individuals. For example, mobile phones allow users to speak with one another without being tied to a fixed landline. Electronic mail and text messages are delivered nearly instantaneously. Photo sharing websites host photos posted by individuals for their friends and associates to view. Social networks such as FACEBOOK and MYSPACE allow large groups to remain in contact. Message boards allow communities with common interests to share information and discuss relevant issues. Blogs and other pages allow people to comment on content and converse with even unknown individuals.

SUMMARY

This specification describes a hub and corresponding user interface for the social interaction that occurs via electronic devices and mechanisms. The hub can be a center where information regarding different social interaction mechanisms is gathered and organized. The hub can allow a user to integrate those social interaction mechanisms by providing an overview of the different mechanisms and allowing users to facilitate transition between different mechanisms.

In one aspect, a data processing device includes a display screen displaying a social interaction hub, the social interaction hub including a collection of records. Each record includes a counterparty identifier identifying a counterparty of a past social interaction event, a mode indicium identifying a mode by which the past social interaction event with the counterparty occurred, and a collection of mode indicia each identifying a mode by which a future, outgoing social interaction event with the counterparty can occur. The counterparty identifier, the mode indicium, and the collection of mode indicia are associated with one another in the records of the social interaction hub.

This and other aspects can include one or more of the following features. The collection of mode indicia can be limited to modes of social interaction that are available for social interaction with the counterparty. At least one of the records can include an availability indicator labeling a first mode indicium in the collection of mode indicia. The availability indicator can indicate that the counterparty is presently available for social interaction via the mode identified by the first mode indicium. The first mode indicium

can identify an electronic messaging mode. Each record can also include an interactive graphical element that triggers display of the collection of mode indicia in response to user interaction. Each record can also include a description of a subject of the past social interaction event. For example, a first description of the subject of a first past social interaction event can include a subject line of an electronic mail or text message. A second description of the subject of a second past social interaction event can include an excerpt of a posting on a social network. The mode indicia can identify both direct social interaction modes in which information can be exchanged directly with the counterparty and modes mediated by a social network server. At least some the mode indicia in the collection can be variants of the mode indicium identifying the mode by which the past social interaction event occurred. The social interaction hub can include information describing a disposition of the currently displayed social interaction records within a larger collection of social interaction records and an interactive graphical element that triggers display of additional social interaction records within the larger collection in response to user interaction.

In another aspect, a data processing device includes a display screen displaying a social interaction hub. The social interaction hub includes a collection of records each characterizing a past social interaction event. The characterized social interaction events including direct social interaction events in which users have exchanged information directly with one another and a social interaction event mediated by a social network server. The records characterizing the direct social interaction events are interspersed with the records characterizing the social interaction events mediated by the social network server.

This and other aspects can include one or more of the following features. The records characterizing the direct social interaction events and the records characterizing the social interaction events mediated by the social network server can be ordered chronologically according to order of occurrence. Each record can include one or more of the following: a counterparty identifier identifying a counterparty of a past social interaction event; a mode indicium identifying a mode by which the past social interaction event with the counterparty occurred; a collection of mode indicia each identifying a mode by which a future, outgoing social interaction event with the counterparty can occur; and an interactive graphical element that triggers display of the collection of mode indicia in response to user interaction. Each record can include a description of a subject of the past social interaction event.

In another aspect, a user-portable device includes a display screen, one or more data communication interfaces, a data storage device configured to store a phone/message log, and a data processing system programmed to perform activities in accordance with the logic of one or more sets of machine-readable instructions. The operations include one or more server interface modules for interfacing with a social network server, a data aggregation module for aggregating data received from the phone/message log and data received from the one or more server interface modules, and a user interface module for presenting aggregated data in a collection of records on the display screen. Each record includes a counterparty identifier identifying another user and a collection of mode indicia each identifying a mode by which a future, outgoing social interaction event with the counterparty can occur. At least one of the records comprises information received from the phone/message log and information received from one or more server interface modules.

This and other aspects can include one or more of the following features. The information received from one or more server interface modules can include an availability indicator indicating that a second user is presently available for social interaction via a particular mode. The information received from the phone/message log can include a time when a past telephone call occurred. At least one of the records in the collection of records can include a social status record characterizing a status of a second user. The user-portable device can include a contact information data store storing contact information. The data aggregation module can also aggregate data received from the contact information data store with the data received from the phone/message log and the data received from the one or more server interface modules. The data received from the contact information data store can include a photo of a second user. The records in the collection can each characterize a past social interaction event. The data aggregation module can also filter past social interaction events to limit the past social interaction events characterized in the collection. The data aggregation module can filter past social interaction events to limit the past social interaction events characterized in the collection based on counterparties involved in the past social interaction events. The data aggregation module can also resolve conflicts between data received from the phone/message log and data received from the one or more server interface modules.

In another aspect, a computer-implemented communication method includes displaying a list of contacts to a user of a computing device, the list of contacts including acquaintances of the user, receiving a user selection of an entry in the list of contacts, generating a control bar shows each of a plurality of modes by which the acquaintance can be communicated with, and beginning communication immediately via one of the modes in response to a user of the device selecting an icon for the one of the modes to begin communicating immediately via the one of the modes.

In another aspect, a computer-implemented communication method includes displaying identifiers of acquaintances of a user in a plurality of contexts in an operating system on a computing device of the user, receiving a user selection of one of the identifiers, identifying a plurality of communication modes by which an acquaintance who corresponds to the selected identifier can be contacted, displaying a selectable control for each of the plurality of communication modes by which the acquaintance can be contacted, receiving a selection of a selectable control, and presenting the mode of communication corresponding to the selected control to the user for communicating with the acquaintance.

This and other aspects can include one or more of the following features. Displaying the selectable control can include displaying a peek of recent communication associated with the acquaintance via the corresponding mode of communication.

In another aspect, a social networking system includes an application programming interface, a plurality of a social networking services providing information about members of the services upon request from remote clients that are properly authenticated, and a plurality of computing devices operating via the application programming interface to submit requests for information from the social networking services associated with acquaintances for user of the computing devices via applications that each show information from a plurality of different social networking services using the application programming interface. Each of the plurality of computing devices is programmed to generate a control bar that shows mechanisms by which acquaintances of the

users of the computing devices can be communicated with in response to the users pressing an image of such an acquaintance.

In another aspect, a data processing device includes a display screen, one more data storage devices storing a database of integrated contact information and account information, and one or more data processors. The contact information includes contact identifiers that each identifies a potential counterparty for social interaction. The account information includes a first record characterizing a first account of at least one of the potential counterparties at a first entity that mediates social interaction and a second record characterizing a second account of at least one of the potential counterparties at a second entity that mediates social interaction. The first and second records characterizing the first and second accounts each includes the contact identifier of the at least one potential counterparty and are dispersed among other records characterizing other accounts of others of the potential counterparties, wherein the other records each includes a respective contact identifier identifying respective of the other potential counterparties. The one or more data processors are programmed to access the database of integrated contact information and identify the first and second records using the contact identifier of the at least one potential counterparty and display, at the same time on the display screen, a first graphical element indicating that outgoing social interaction mediated by the first entity is available and a second graphical element indicating that outgoing social interaction mediated by the second entity is available.

This and other aspects can include one or more of the following features. The first record can include an entry comprising an identifier of the category of the first account, wherein the identifier is selected from the group consisting of an identifier of a social network account and an identifier of a photo sharing network account. The data processors can also be programmed to implement a first interface module for interfacing with the first entity in accordance with the characterization of the first account in the first record, a second interface module for interfacing with the second entity in accordance with the characterization of the second account in the second record, or both such a first and second interface module. The first entity can include a social network server. The first interface module can be configured to excerpt a post by the at least one of the potential counterparties available on the social network server. The display screen can be a touch screen. The first and second graphical elements can be interactive elements displayed on the touch screen. The one or more data processors can be programmed to detect user interaction with a selected one of the first and second graphical elements and trigger the outgoing social interaction indicated by the selected one of the first and second graphical elements in response to the user interaction. A social interaction hub displayed on the display screen can include the graphical elements indicating that outgoing social interaction mediated by the first and second entity is available. The data processing device can be a handheld device that comprises a phone interface.

In another aspect, a data processing device includes a display screen, one more data storage devices storing account information, and one or more data processors. The contact information includes contact identifiers that each identifies a potential counterparty for social interaction. The account information including a first record characterizing a first representation of a first of the potential counterparties at a first account provided by a first entity that mediates social interaction and a second record characterizing a second

5

representation of the first of the potential counterparties at a second account provided by a second entity that mediates social interaction. The first and second records characterizing the first and second representations each includes data drawn from the respective of the first and second entities and are dispersed among other records characterizing other representations of others of the potential counterparties. The one or more data processors are programmed to access the database of integrated contact information and identify the first and second records using the identifier of the at least one potential counterparty and display, at the same time on the display screen, a first graphical element indicating that outgoing social interaction mediated by the first entity is available and a second graphical element indicating that outgoing social interaction mediated by the second entity is available.

This and other aspects can include one or more of the following features. The database can include an row in a data table comprising an identifier of the category of the first account, wherein the identifier is selected from the group consisting of an identifier of a social network account and an identifier of a photo sharing network account. The data processors can also be programmed to implement a first interface module for interfacing with the first entity to obtain information characterizing the first of the potential counterparties from the first entity and a second interface module for interfacing with the second entity to obtain information characterizing the first of the potential counterparties from the second entity. The first entity can be a social network server. The first interface module can be configured to excerpt a post by the at least one of the potential counterparties available on the social network server. The display screen can be a touch screen. The first and second graphical elements can be interactive elements displayed on the touch screen. The one or more data processors can be programmed to detect user interaction with a selected one of the first and second graphical elements and trigger the outgoing social interaction indicated by the selected one of the first and second graphical elements in response to the user interaction. A social interaction hub displayed on the display screen can include the graphical elements indicating that outgoing social interaction mediated by the first and second entity is available. The data processing device can be a handheld device that comprises a phone interface.

In another aspect, a data processing device includes a display screen, one more data storage devices, and one or more data processors. The one more data storage devices storing account information including a first record characterizing a first representation of an individual at a first account at a first entity that mediates social interaction, first status update information characterizing a first status update drawn from the first account, the first status update information including a characterization of the updated first status and a characterization of the time when first status was updated, a second record characterizing a second representation of the individual at a second account at a second entity that mediates social interaction, and second status update information characterizing a second status update drawn from the second account, the second status update information including a characterization of the updated second status and a characterization of the time when the second status was updated. The one or more data processors are programmed to access the first and second representations of the individual and identify the characterizations of the times when the first and the second status were updated, compare the times when the first and the second status were updated to determine the more recent of the first and the second

6

status updates, and display, on the display screen, the more recent of the first and the second status updates based on the comparison of the times when the first and the second status were updated.

This and other aspects can include one or more of the following features. The first record can be an row in a data table comprising an identifier of the category of the first account, wherein the identifier is selected from the group consisting of an identifier of a social network account and an identifier of a photo sharing network account. The one or more data processors can be programmed to display the more recent status update in a social status record that comprises an identifier of the individual and a collection of indicia that identify modes by which a future outgoing social interaction event with the individual can occur. The social status record can include a location description that describes either the present location of the individual, an availability indicator that indicates that the individual is presently available for social interaction via one of the modes, or both. The first and second status update information can be found in respective first and second status update records. The first and second records can be instantiated as first and second rows in a first data table. The first and second status update information is found in two different rows of a second data table. The rows of the second data table can each reference a respective one of the first and second rows in the first data table. The one or more data processors can be programmed to display the more recent status update on a display screen in a social interaction record that includes a visual indicium characterizing a social interaction event with the individual that has already occurred. The social interaction record can include one or more visual indicia representing multiple modes by which a future, outgoing social interaction events with the individual can occur. The display screen can be a touch screen. The visual indicia representing multiple modes can be interactive elements displayed on the touch screen. The one or more data processors can be programmed to detect user interaction with a selected one of the visual indicia representing multiple modes and trigger the outgoing social interaction represented by the selected one of the visual indicia in response to the user interaction.

These and other aspects can, in certain of the implementations described herein, provide the following advantages. An application may provide access to communication with a user's acquaintances through a variety of communication modes, including by social networking sites. A user's contact list may be displayed on a mobile device in alphabetical order. When the user presses an image of an acquaintance, a control bar can be generated that shows each of the mechanisms by which the acquaintance can be communicated with. The user of the device may then select an icon for one of the modes to begin communicating immediately via that mode. For example, pressing the telephone icon can cause the acquaintance's telephone number to be dialed, while pressing a social networking icon can cause a text box to be presented so that one can write on the other user's wall.

Other manipulation of the input control can cause recent communications by the particular mode of communication to be displayed. For example, long pressing on a social networking icon can cause the last five posts to the acquaintances wall to be display for the user.

The interface may also be genericized, so that any image of acquaintances can be an object that exhibits the behavior shown here. Thus, for example, whenever a user sees a photo

of an acquaintance, the user will know that he or she can quickly access modes of communicating with that acquaintance.

Data for such an application may be provided via a standard and public API. For example, when a user makes the interactions described above, the user's device may make requests to data sources internal to the device (e.g., contact information) and to services outside the device (e.g., social networks), which may then return information according to the pre-determined requests. Such services may also authenticate a user before providing the user with certain forms of information.

The details of one or more implementations of the subject matter described in this specification are set forth in the accompanying drawings and the description below. Other features, aspects, and advantages will become apparent from the description, the drawings, and the claims.

BRIEF DESCRIPTION OF THE DRAWINGS

FIG. 1 is a schematic representation of a system of electronic devices that exchange information and provide social interaction.

FIGS. 2-8 are schematic representations of implementations of social interaction hubs displayed on mobile devices.

FIG. 9 is a schematic representation of an implementation of a social status record suitable for display on a mobile device.

FIGS. 10, 11, and 13 are schematic representations of collections of components of mobile devices.

FIG. 12 is a schematic representation of a collection of user preference information that specifies limitations on the characterization of past social interaction events in a social interaction hub.

FIG. 14 is an example of a database schema of an integrated social information data store.

Like reference numbers and designations in the various drawings indicate like elements.

DETAILED DESCRIPTION

FIG. 1 is a schematic representation of a system 100 of electronic devices that exchange information and provide social interaction. System 100 includes a handheld, mobile device 105 that is associated with a first individual user. Mobile device 105 includes one or more wireless or wired data communication components. The user of mobile device 105 can use the data communication components to interact socially with other individuals, as described further below.

In the illustrated implementation of system 100, mobile device 105 includes two wireless data communication components, namely, a mobile phone transceiver and a WiFi transceiver. The mobile phone transceiver is able to exchange messages 110 with a phone base station 115. The WiFi transceiver is able to exchange messages 120 with a WiFi access point 125 and messages 130 with a peer mobile device 135 that also includes a WiFi transceiver. Peer mobile device 135 is associated with another individual user.

Phone base station 115 and WiFi access point 125 are connected for data communication with one or more data communication networks 140 via data links 145, 150 and can exchange information with social interaction servers 155, 160, 165, 170. In some implementations, peer mobile device 135 may also be able to exchange messages 175 with WiFi access point 125 (or another WiFi access point) for data communication with data communication networks 140 and access to social interaction servers 155, 160, 165, 170.

One or more additional mobile devices 180, which are associated with one or more other individual users, may also be able to exchange messages 185 with phone base station 115 (or another base station) for data communication with data communication networks 140 and access to social interaction servers 155, 160, 165, 170. One or more personal computing devices 190, which are associated with one or more other individual users, may also be connected for data communication with one or more data communication networks 140 via a data link 190 for access to social interaction servers 155, 160, 165, 170.

System 100 supports both direct and server-mediated social interaction by the users with whom device 105, 135, 180, 190 are associated. Direct social interaction allows users to send messages, photos, or other media directly to one another. For example, the user with whom device 105 is associated can telephone the user with whom device 180 is associated. These user can talk to one another directly, without intermediation by a server. As another example of direct social interaction, the user with whom device 105 is associated can establish a peer-to-peer wireless link with the user with whom device 135 is associated. These users can, e.g., text one another or send photos to one another.

Server-mediated social interaction allows users to exchange messages, photos, or other media with a server data processing device mediating the exchange. The illustrated implementation of system 100 includes four different examples of servers that can mediate such social interaction, namely, an electronic mail server 155, a social network server 160, a text message server 165, and a photo server 170. Each of social interaction servers 155, 160, 165, 170 includes one or more data processors that are programmed to perform data processing activities that mediate social interaction. For example, electronic mail server 155 is programmed to allow a user to access electronic mail from an electronic mail client. Social network server 160 is programmed to allow users to access a social network where messages, photos, and/or other media are exchanged. For examples, social network server 160 can support social networks such as FACEBOOK™, MYSPACE™, YAHOO! 360™, LINKEDIN™, ESSEMBLY™, ORKUT™, FRIENDSTER™, and others.

Text message server 165 is programmed to allow a user to exchange text messages with other users. Photo server 170 is programmed to allow a user to access a collection of one or more photographs posted to photo server 170 by other individuals. In some implementations, photo server 170 may restrict a user to accessing photographs posted by other individuals who have somehow approved the user's access.

For each user with whom a device 105, 135, 180, 190 is associated, social interaction events provided by system 100 can be classified as either "outgoing" or "incoming." In the context of a user with whom device 105 is associated, outgoing social interaction events include, e.g., outgoing phone calls and text messages, e-mail messages sent to other users, photographs posted to photo server 170, comments posted on a social network hosted by social network server 160, posts to message boards, comments on blog or other pages, and the like. In the context of a user with whom device 105, 135, 180, 190 is associated, incoming social interaction events include, e.g., incoming phone calls and text messages, e-mail messages received from other users, comments posted by other users on photographs posted to photo server 170, comments posted on the user's page in a social network hosted by social network server 160, responses to that users posts to message boards or blog or other comments, and the like.

In addition to one or more wireless or wired data communication components, mobile device **105** can also include a display screen **195** and one or more input devices **197**. In some implementations, display screen **195** can act as both an input and an output. For example, display screen **195** can be a touch screen that both displays graphical elements on a screen and detects the presence and location of interaction with the screen. Input devices **197** can include one or more, e.g., key, pad, trackball, or other component that receives mechanical, audio, or other input from a user. In some implementations, mobile device **105** can include additional components such as a GPS unit, accelerometers, a digital camera, audio jacks, and the like.

FIG. 2 is a schematic representation of one implementation of a social interaction hub **200** displayed on mobile device **105**. Social interaction hub **200** is displayed on all or a portion of display screen **195** and includes a collection of social interaction records **205**, **210**, **215**, **220**. Each social interaction record **205**, **210**, **215**, **220** is a graphical element that includes indicia characterizing a social interaction event that has already occurred as well as indicia characterizing multiple modes by which a future, outgoing social interaction event can occur. In general, the future outgoing social interaction event will be related to the past social interaction event in that information will be exchanged between the same users.

In the illustrated implementation, social interaction records **205**, **210**, **215**, **220** are arranged chronologically, e.g., in the vertically downward direction in the order in which they occurred regardless of the nature of the social interaction that they characterize. Thus, in the illustrated implementation, the outgoing telephone call event characterized in social interaction record **205** occurred before the electronic mail event characterized in social interaction record **210**. In turn, the events characterized in both records **205**, **210** occurred before the social network event characterized in social interaction record **215**, which in turn occurred before the social network event characterized in social interaction record **220**. In other implementations, social interaction records **205**, **210**, **215**, **220** are arranged in accordance with one or more other parameters. For example, social interaction records **205**, **210**, **215**, **220** can be arranged alphabetically or by the mode of the past social interaction event.

Each social interaction record **205**, **210**, **215**, **220** includes an indicium **225** identifying the counterparty involved in a past social interaction event, an indicium **230** identifying the category of that past social interaction event, and a collection **235** of indicia identifying modes by which future, outgoing social interaction events can occur. Counterparty indicium **225** can be one or more of text (e.g., a person's name), a photo, a glyph, a telephone number, or other symbol identifying the involved counterparty. For example, in the illustrated implementation, counterparty indicium **225** in record **205** identifies that "Peter Rabbit" was the counterparty in the social interaction event characterized by record **205** whereas counterparty indicium **225** in record **210** identifies that "Peter Piper" was the counterparty in the social interaction event characterized by record **210**.

Each category indicium **230** can be one or more of text, a photo, a glyph, or other symbol that identifies the mode of the past social interaction event. For example, in the illustrated implementation, category indicium **230** in record **205** identifies that the social interaction event characterized by record **205** was a telephone call. Category indicium **230** in record **210** identifies that the social interaction event characterized by record **210** was an electronic mail event.

Category indicia **230** in records **215**, **220** identify that the social interaction events characterized by records **215**, **220** were postings on a social network. In some implementations, category indicia **230** identifying that social interaction events as postings on a social network can include, e.g., a logo or other identifier of the social network, as described further below.

In some implementations, social commerce interaction events can be identified by category indicia **230**. Social commerce interaction events are commercial offers, or information about commercial offers, that are distributed directly from peer-to-peer rather than through, e.g., mass media. One example of a social commerce interaction event is a printable coupon or discount link that is forwarded from one individual to another. Another example of social commerce interaction event are events that are tailored for commerce that relies on near field communication for, e.g., mobile ticketing, mobile payment, and the like. Commercial offers, or information about commercial offers, that are recognized by near field communication devices can be exchanged between individuals. Such exchanges can be identified by category indicia **230** in social interaction hub **200**.

In some implementations, social interaction hub **200** can be limited to records that characterize either incoming or outgoing past social interaction events. In other implementations, social interaction hub **200** can include records that characterize both incoming and outgoing social interaction events. In some implementations, the records can be limited to characterizing either incoming or outgoing social interaction events for some modes of social interaction but characterize both incoming and outgoing social interaction events for other modes of social interaction. For example, in some implementations, social interaction hub **200** can include records characterizing both incoming and outgoing telephone calls but only outgoing postings on a social network or outgoing electronic mail. This approach can help limit the characterization of social interaction events that occur very frequently, such as postings by others on a social network.

In some implementations, category indicia **230** can identify whether the past social interaction event was an incoming event or an outgoing event. For example, category indicium **230** in record **205** includes an arrow symbol **265** indicating that the past social interaction event characterized by record **205** was an outgoing telephone call rather than an incoming telephone call. Category indicia **230** can identify whether the past social interaction event was an incoming event or an outgoing event in a variety of way, including color, highlights, and other graphical devices.

In some implementations, social interaction hub **200** can exclude certain categories of social interaction events altogether. For example, social interaction hub **200** can exclude all text messages from characterization by a social interaction records. In other implementations, social interaction hub **200** can use a single record to characterize a group or a collection of events of the same category. For example, a chain of related electronic mail correspondence or a series of text messages exchanged with the same counterparty or counterparties can be characterized in a single record in social interaction hub **200**.

In some implementations, social interaction hub **200** can be limited to social interaction events involving specified counterparties. For example, social interaction hub **200** can be limited to social interaction events involving a defined group of contacts, such as a user's social contacts.

Indicia collection **235** can include text, photos, glyphs, or other symbols that identify modes by which a future out-

going social interaction event can occur. The modes identified in each indicia collection **235** can be limited to the modes which are available for social interaction with the same counterparty identified by the person indicium **225** of that record. For example, indicia collection **235** in record **210** only identifies two modes which are available for social interaction with the counterparty “Peter Piper” identified by counterparty indicium **225** in that same record. As another example, indicia collection **235** in record **220** identifies five modes which are available for social interaction with the counterparty “Peter Rabbit” identified by counterparty indicium **225** in that same record. If a mode of interaction is not available for the counterparty identified by the person indicium **225**, a mode indicium for that mode of interaction can be omitted.

In general, the indicia in indicia collection **235** are also interactive elements that allow a user to trigger social interaction with the counterparty identified by the person indicium **225** of that record via the identified mode. For example, a mobile device **105** can present graphical elements tailored for social interaction via the mode identified by an indicium or attempt to establish social interaction via the mode identified by an indicium in response to user interaction with that indicium.

Five different example mode indicia **240**, **245**, **250**, **255**, **260** are shown in the illustrated implementation. Each mode indicium **240**, **245**, **250**, **255**, **260** can identify a different mechanism by which users can interact socially. For example, in the illustrated implementation, the presence of mode indicium **240** in a collection **235** identifies that text messages are available for social interaction with the counterparty identified in that record. Mobile device **105** can, e.g., present a text entry screen or other modality for entering text messages in response to user interaction with mode indicium **240**.

The presence of mode indicium **245** in a collection **235** identifies that a photosharing network is available for social interaction with the counterparty identified in that record. Mobile device **105** can, e.g., navigate to a website of the photosharing network in response to user interaction with mode indicium **245**.

The presence of mode indicium **250** in a collection **235** identifies that the counterparty identified in that record can be telephoned. Mobile device **105** can, e.g., place a telephone call to a counterparty in response to user interaction with mode **250**.

The presence of mode indicium **255** in a collection **235** identifies that the counterparty identified in that record can be electronically mailed. Mobile device **105** can, e.g., present a text entry screen or other modality for entering electronic mail messages in response to user interaction with mode indicium **255**.

The presence of mode indicium **260** in a collection **235** identifies that a social network is available for social interaction with the counterparty identified in that record. Mobile device **105** can, e.g., navigate to a website of the photosharing network in response to user interaction with mode indicium **260**.

In some implementations, the symbols used in mode indicia **240**, **245**, **250**, **255**, **260** can closely resemble the symbols used as category indicium **230**. For example, mode indicia **240**, **245**, **250**, **255**, **260** can be identical to or resized and/or differently colored variants of various category indicia **230**. Thus, in some implementations, mode indicia **240**, **245**, **250**, **255**, **260** identifying that a social network is available for social interaction can include, e.g., a logo or other identifier of the social network.

In the illustrated implementation, indicia collection **235** includes only one mode indicium for each category of social interaction. This is not necessarily the case. For example, mode indicia that identify different social networks which are available for social interaction with the same counterparty can be included in a single indicia collection **235**. As another example, mode indicia that identify different telephone numbers which are available for social interaction with the same counterparty can be included in a single indicia collection **235**.

As shown, unlike a call log on a cellular phone, the records in social interaction hub **200** are not constrained to characterizing only one or a limited number of different modes of social interaction. Instead, the records in social interaction hub **200** can characterize multiple modes of social interaction, including social network interaction. Further, the records in social interaction hub **200** are not constrained to characterizing social interaction that is implemented by a single data communication component. For example, in the context of mobile device **105** of system **100**, social interaction hub **200** can characterize events that are implemented using a mobile phone transceiver and events that are implemented using a WiFi transceiver. The events characterized in a single social interaction hub **200** can be both direct social interaction events and server-mediated social interaction events.

FIG. 3 is a schematic representation of an implementation of a social interaction hub **300** displayed on mobile device **105**. In addition to features described in detail above, selected mode indicia **240**, **245**, **250**, **255**, **260** in indicia collections **235** are labeled with an availability indicator **305**. Availability indicators **305** are graphical elements that indicate that the counterparties identified by indicia **225** in respective social interaction records are presently available for social interaction via the labeled mode. For example, an availability indicator **305** associated with a mode indicium **260** can indicate that a counterparty is presently logged in to and available on a social network. As another example, availability indicator **305** associated with a mode indicium **240** can indicate that a counterparty is presently online and available to exchange text messages.

Availability indicators **305** can label a mode indicium in a variety of ways. For example, availability indicators **305** can include a highlight, a color change, or other modification of a mode indicium itself. Availability indicators **305** can also be a separate graphical element that labels a mode indicium by virtue of positioning relative to the mode indicium, as is the case for the over-line availability indicators **305** in the illustrated implementation.

In some implementations, availability indicators **305** can indicate that a counterparty is not presently available for social interaction via a labeled mode. For example, a mode indicium can be modified, e.g., by darkening to indicate that the a counterparty is not presently available for social interaction via that mode.

FIG. 4 is a schematic representation of an implementation of a social interaction hub **400** displayed on mobile device **105**. In addition to features described in detail above, each social interaction record **205**, **210**, **215**, **220** includes an description **405** of the subject of the past social interaction event characterized in that record. Subject descriptions **405** can include text or other graphical element that describes the past social interaction event. Descriptions **405** can be, e.g., the subject line of an electronic mail, an excerpt or other “peek” from a text message, text accompanying a photograph posted on a photo sharing website, or an excerpt or other “peek” from a posting on a social network.

13

FIG. 5 is a schematic representation of an implementation of a social interaction hub 500 displayed on mobile device 105. In addition to features described in detail above, each social interaction record 205, 210, 215, 220 includes an description 505 of a location of a counterparty of the past social interaction event characterized in that record. Location descriptions 505 can include text or other graphical element that describes either the present location of the counterparty or a “home” or other default location of the counterparty. In some implementations, the location which is characterized depends upon whether present location information is available. For example, a counterparty may post the counterparty’s present location to a social network. If such a posting is available, then location descriptions 505 in one or more interaction records 205, 210, 215, 220 that describe social interaction events with that counterparty can describe that present location. However, in the absence of such a posting or other source of information, then such location descriptions 505 can describe a default location of the counterparty.

FIG. 6 is a schematic representation of an implementation of a social interaction hub 600 displayed on mobile device 105. In addition to features described in detail above, each social interaction record 205, 210, 215, 220 includes an description 605 of the time when the past social interaction event characterized in that record occurred. Time descriptions 605 can include text or other graphical element that describes the time when the past social interaction event characterized in the same social interaction record 205, 210, 215, 220 occurred.

FIGS. 7 and 8 are schematic representations of an implementation of a social interaction hub 700 displayed on mobile device 105. In addition to features described in detail above, social interaction hub 700 includes another interaction record 705 and interaction records 205, 210, 215, 220, 705 each include a widget 710. Widgets 710 are interactive graphical elements. User interaction with widgets 710 triggers the display of the indicia collection 235 that identifies modes by which a future, outgoing social interaction events can occur with the counterparty identified in the interaction record associated with the widget 710. The display of one indicia collection 235 in response to user interaction with the widget 710 associated with social interaction record 205 illustrated in FIG. 8.

Indicia collections 235 thus need not be displayed continuously for every interaction record 205, 210, 215, 220, 705. Rather, selected indicia collections 235 are only displayed in response to the receipt of a user’s indication that display of the selected indicia collection 235 is desired. Accordingly, interaction hub 700 can be made relatively smaller and the limited display area of mobile device 105 used for other ends.

Social interaction hub 700 also includes a navigation area 715. Navigation area 715 includes one or more navigation widgets 720 and descriptive information 725, 730 that facilitate navigation to additional social interaction records. Information 725 describes the disposition of the currently displayed social interaction records within a larger collection of social interaction records. In the illustrated implementation, information 725 identifies the date on which the events described in the displayed social interaction record 205, 210, 215, 220, 705 occurred (i.e., April 30th). In other implementations, the disposition of the currently displayed social interaction records can be described according to the number of social interaction records in a particular group of social interaction records, or the like. Information 730 describes that navigation area 715 is indeed a navigation

14

area that can be used to navigate to “more” social interaction records. Navigation widget 720 is an interactive graphical element that allows a user to trigger the display of additional social interaction records. In some implementations, navigation widget 720 can include a graphical or other indicia that identifies the social interaction records which will be displayed in response to user interaction with navigation widget 720. For example, in the illustrated implementation, navigation widget 720 includes a triangle which is oriented downward. In the context of the chronological organization of social interaction record 205, 210, 215, 220, 705 within the illustrated implementation of social interaction hub 700, the triangle identifies that social interaction records which characterize events which occurred before the events characterized in social interaction record 205, 210, 215, 220, 705 will be displayed in response to user interaction with navigation widget 720.

FIG. 9 is a schematic representation of an implementation of a social status record 900 suitable for display on a mobile device. Social status record 900 is a graphical element that includes one or more status indicia 905 characterizing the status of a counterparty with whom the user interacts. The status of a counterparty is a state or a condition of the counterparty. Status indicia 905 can include text or other graphical elements that characterize a counterparty’s status. In some implementations, the content of a status indicium 905 can be derived from one or more modes that are available for social interaction with the counterparty, such as a social network or a text messaging network. For example, in the illustrated implementation, status indicium 905 is derived from a the counterparty’s GOOGLE TALK™ status.

In the illustrated implementation, social status record 900 includes a counterparty indicium 225, an indicia collection 235, availability indicators 305, and a location description 505, in addition to status indicia 905. In other implementations, social status record 900 can omit one or both of availability indicators 305 and a location description 505. In some implementations, social status record 900 can include a widget 710 that triggers the display of the indicia collection 235.

In some implementations, social status record 900 can include a description of the time when the content of status indicia 905 was last confirmed as valid. For example, the time at which a status update was posted on a social or a chat network can be taken as the time when the counterparty’s status was last confirmed as valid.

In some implementations, one or more social status records 900 can be collected into a social interaction hub that is limited to social status records 900. The display of a mobile device 105 can present a social interaction hub that is limited to social status records and a social interaction hub that is limited to social interaction records at the same time or one at a time, e.g., in response to triggers received from a user. In other implementations, a single social interaction hub can include one or more social status records 900 as well as one or more social interaction records. For example, one or more social interaction records 900 can be included in one or more of social interaction hubs 200, 300, 400, 500, 600, 700 (FIGS. 2-8) and presented on mobile device 105.

Social status records 900 can be arranged in a social interaction hub chronologically, e.g., in the vertically downward direction in the order in which the content of status indicia 905 was last confirmed as valid. In implementations where social status records and social interaction records appear in the same social interaction hub, the times when status was last confirmed as valid can be compared with the

15

times when social interaction events last occurred and the corresponding record arranged chronologically.

In some implementations, the social status records **900** that are presented in any social interaction hub can be limited to specified counterparties. For example, social status records **900** can be limited to a defined group of contacts, such as a user's social contacts.

In the illustrated implementation of social status record **900**, indicia collection **235** includes a contact indicium **910**. Contact indicium **910** is an interactive graphical element that allows a user to navigate to additional information regarding the counterparty identified by counterparty indicium **225**. For example, in response to user interaction with contact indicium **910**, mobile device **105** can, e.g., present a contact card or other assembly of information characterizing the counterparty. As illustrated in FIGS. 7, 8, social interaction records can also include a contact indicium **910**, e.g., disposed within indicia collection **235**.

FIG. 10 is a schematic representation of a collection **1000** of components of a mobile device **105**. Collection **1000** can include both hardware and software components, as well as one or more data storage devices and one or more data processors that perform operations for presenting a social interaction hub on display screen **195** of a mobile device **105**. For example, collection **1000** can present one or more of social interaction hubs **200**, **300**, **400**, **500**, **600**, **700** (FIGS. 2-8) or a social interaction hub that is limited to social status records on a mobile device **105**.

Collection **1000** includes a display interface **1005**, a phone interface **1010**, an interface **1015** with a wireless transceiver, a collection of data stores **1020**, **1025**, **1030**, and a data processing system **1035**. Display interface **1005** is a component that interfaces between data processing system **1035** and display screen **195**. Display interface **1005** can include hardware and/or software that provide a data communication path and defines a data communication protocol for the transfer of image and user interaction information between data processing system **1035** and display screen **195**. Display interface **1005** can include one or more of a graphic processing unit, a video display controller, a video display processor, or other display interface.

Phone interface **1010** is a component that interfaces between data processing system **1035** and a cellular or other phone. Phone interface **1010** can include hardware and/or software that provide a data communication path and define a data communication protocol for the transfer of information between data processing system **1035** and the phone.

Wireless interface **1010** is a component that interfaces between data processing system **1035** and a wireless transceiver. Phone interface **1010** can include hardware and/or software that provide a data communication path and define a data communication protocol for the transfer of information between data processing system **1035** and the wireless transceiver.

Data stores **1020**, **1025**, **1030** are one or more collections of machine-readable information stored at one or more data processors. Data store **1020** stores a phone and message log that stores information describing past social interaction events that have occurred by telephone and text messaging. Data store **1020** can include, e.g., information characterizing the counterparty (e.g., a telephone number) and information characterizing the timing of the past social interaction events. In some implementations, data store **1020** only stores information describing direct social interaction events, e.g., that occurred over phone interface **1010** and a cellular or other phone.

16

Data store **1025** stores a collection of contact information that characterizes counterparties with whom social interaction can occur. Among the contact information that can be stored at data store **1025** is information for establishing different modes of social interaction. For example, data store **1025** can include information characterizing counterparty's home and work telephone numbers, information characterizing a counterparty's home page or other contributions to a social networking site or a photosharing site, information characterizing one or more electronic mail, instant message, or other messaging addresses of a counterparty, as well as other information such as postal address information, a photograph, and the like.

In some implementations, data store **1025** can also include grouping information characterizing groups of counterparties. As described above, in some implementations, a social interaction hub can be limited to social interaction with a specified group of individuals. Such a group of individuals can be specified by grouping information in data store **1025**.

Data store **1030** stores one or more sets of machine-readable instructions for creating a social interaction hub. When implemented by one or more data processors, the instructions can cause the implementing data processors to aggregate data and present a social interaction hub on display screen **195**.

Data processing system **1035** is one or more digital data processors that perform operations in accordance with the logic of one or more sets of machine-readable instructions. Data processing system **1035** can implement one or more modules for performing operations for presenting a social interaction hub on display screen **195** in accordance with the logic of such instructions. Among the modules that can be implemented by data processing system **1035** are a user interface module **1040**, a variety of different server interface modules **1045**, and a data aggregation module **1050**.

User interface module **1040** is a set of data processing activities that prepare instructions for presenting a social interaction hub on display screen **195**. User interface module **1040** can, e.g., select the particular data which is to be displayed in a particular social interaction and respond to user interaction with the displayed social interaction hub.

Server interface modules **1045** are sets of data processing activities that interface with social interaction servers, such as servers **155**, **160**, **165**, **170** (FIG. 1). In general, each server interface modules **1045** is dedicated to obtaining information suitable for presentation in a social interaction hub from a different social interaction server. Server interface modules **1045** can be, e.g., an electronic mail or message clients, as well as dedicated clients tailored to the characteristics of a specific social or photosharing network.

The server interface modules **1045** can obtain information for presentation in a social interaction hub, e.g., by issuing service requests to a social interaction server and extracting the formation from the responses to those requests. The requests and responses are communicated from mobile device **105** to the relevant social interaction server over one or both of interfaces **1010**, **1015**. The information extracted from the responses to the service requests can include, e.g., incoming electronic mail and text messages, the log-in status of a counterparty (e.g., for presentation of availability indicators **305**), a name or other identifier of counterparty involved in a past social interaction, an excerpt or other peek from a posting on a photosharing or social network site (e.g., for presentation of subject descriptions **405**), a counterparty's location from, e.g., a social network site (e.g., for

presentation of location descriptions **505**), and timing information (e.g., for presentation of time descriptions **605**).

Data aggregation module **1050** is a set of data processing activities that aggregates information drawn from phone/message log **1020**, contact information **1025**, and server interfaces **1045** for presentation of that information in a social interaction hub. In some implementations, data aggregation module **1050** compares the names or other identifiers of counterparties involved in a past social interaction event with names or other identifiers information associated with information drawn from phone/message log **1020**, contact information **1025**, and server interfaces **1045** and aggregate information associated with the same identifier for a social interaction event record characterizing that past social interaction event. Data aggregation module **1050** can also compare names or other identifiers of counterparties in information drawn from phone/message log **1020**, contact information **1025**, and server interfaces **1045** to aggregate information for social status records.

In general, data aggregation module **1050** includes rules for filtering the social interaction events which are characterized in a social interaction hub or the counterparties for whom social status records are presented. As described above, the past social interaction events characterized in a social interaction hub can be limited in several different ways, including whether the past event was an incoming or outgoing social interaction event, whether the past event was direct or server-mediated, or whether the past event involved a specified counterparty. Data aggregation module **1050** can filter social interaction events to implement these and other limitations.

In some implementations, data aggregation module **1050** can also include conflict resolution activities for resolving conflicts between information drawn from phone/message log **1020**, contact information **1025**, and server interfaces **1045**. For example, a counterparty may be identified as residing at a first location in contact information **1025** but at a second location in a social network server. Data aggregation module **1050** can resolve the conflict between contact information **1025** and the social network server based on, e.g., the last time information on either was updated or a user indication that one is to be relied upon for presentation of location descriptions **505**.

In some implementations, data aggregation module **1050** can also include extraction rules for extracting appropriate information for presentation fro, e.g., electronic mail and text messages, phone and message log **1020**, and the responses to service requests received by server interfaces **1045**. For example, data aggregation module **1050** can extract the subject line of electronic mail messages or a title of a posting on a photosharing or social network for presentation of subject descriptions **405**.

In some implementations, data aggregation module **1050** can also include rules for collapsing a chain of electronic mail or text messages or other social interaction events into a single social interaction event. For example, data aggregation module **1050** can compare the subject line of electronic mail messages to identify a chain of related electronic mail messages. Data aggregation module **1050** can then aggregate those messages so that a single social interaction event record characterizing them all is presented.

FIG. **11** is a schematic representation of a collection **1100** of components of a mobile device **105**. Collection **1100** can include both hardware and software components, as well as one or more data storage devices and one or more data processors that perform operations for presenting a social interaction hub on display screen **195** of a mobile device

105. For example, collection **1100** can present one or more of social interaction hubs **200**, **300**, **400**, **500**, **600**, **700** (FIGS. **2-8**) or a social interaction hub that is limited to social status records on a mobile device **105**.

In addition to the components described above, data store **1030** of collection **1100** also stores one or more sets of user preference information. The user preference information in data store **1030** specifies user preferences for the presentation of a social interaction hub on display screen **195**. For example, the user preference information can specify limitations on the counterparties who are characterized in social status records. As another example, the user preference information can specify limitations on the past social interaction events that are characterized in a social interaction hub, including whether the past event was an incoming or outgoing social interaction event, whether the past event was direct or server-mediated, or whether the past event involved a specified counterparty.

FIG. **12** is a schematic representation of a collection **1200** of user preference information that specifies limitations on the characterization of past social interaction events in a social interaction hub.

In the illustrated implementation, collection **1200** is implemented in a data table **1205**. Data table **1205** organizes user preference information into rows **1210**, **1215**, **1220**, **1225**, **1230** and columns **1235**, **1240**, **1245**, **1250**, **1255**, **1260**, **1265**, **1270**, **1275**, **1280**, **1285**. Each row **1210**, **1215**, **1220**, **1225**, **1230** is associated with a counterparty or group of counterparties. Each column **1235**, **1240**, **1245**, **1250**, **1255**, **1260**, **1265**, **1270**, **1275**, **1280**, **1285** includes data specifying limitations on the past social interaction events that are characterized in a social interaction hub. The limitations specify that past social interaction events are not to be characterized in a social interaction event record.

In the illustrated implementation, the data in columns **1260**, **1265** specify that social interaction events which occurred on a first social network are not to be characterized in a social interaction event record for the counterparties associated with rows **1210**, **1215**, **1225**, **1230**. In contrast, the data in columns **1260**, **1265** also specify that both incoming and outgoing social interaction events which occurred on that same first social network are not to be characterized in social interaction event records for the counterparties in the group associated with rows **1220**. For example, the group associated with rows **1220** may be a user's immediate family and the user may desire that a social interaction hub exhaustively present all social interaction event involving those family members.

FIG. **13** is a schematic representation of a collection **1300** of components of a mobile device **105**. Collection **1300** can include both hardware and software components, as well as one or more data storage devices and one or more data processors that perform operations for presenting a social interaction hub on display screen **195** of a mobile device **105**. For example, collection **1300** can be used present one or more of social interaction hubs **200**, **300**, **400**, **500**, **600**, **700** (FIGS. **2-8**) or a social interaction hub that is limited to social status records on a mobile device **105**.

In addition to many of the components described above, collection **1300** includes an integrated social information data store **1305**. Integrated social information data store **1305** is a database or other data store that integrates the storage of information characterizing contacts and information characterizing social interaction events that had occurred by a variety of different social interaction modes. For example, integrated social information data store **1305** can store information characterizing all of the different

social interaction modes by which the user of a mobile device **105** can interact with his or her contacts in a single integrated database.

FIG. **14** is an example of a database schema **1400** of integrated social information data store **1305**. Database schema **1400** represents an extensible database of contact-related information and includes a contacts class **1405**, a raw contact class **1410**, a contact data class **1415**, and a status update class **1420**. Contacts class **1405** has a one-to-many relationship **1425** with raw contact class **1410**. Raw contact class **1410** has a one-to-many relationship with contact data class **1415**. Contact data class **1415** has a one-to-one relationship with status update class **1420**.

Contacts class **1405** is a class that stores information characterizing contacts. Contacts are individuals who may be counterparties in one or more social interaction events. Information can be stored in instances of contacts class **1405** by data aggregator **1050**. In some implementations, each of multiple rows in a data table can be dedicated to storing information characterizing each such individual and form separate instances of contacts class **1405**.

In some implementations, the information characterizing contacts that is stored in contacts class **1405** is limited, with contacts class **1405** essentially storing only a numeric or other unique identifier and links to instances of raw contacts class **1410** that can be combined and presented as a single logical person. For example, in the illustrated implementation, contacts class **1405** includes a numeric or other unique identifier of the contact (i.e., the “contact_ID” field shown in FIG. **14**), a name or other textual identifier of the contact (i.e., “display_name”), and any links to instances of raw contacts class **1410**.

In some implementations, contacts class **1405** includes a predefined set of data kinds for characterizing contacts and additional data kinds that are added, e.g., by different applications. The set of data kinds that can be stored in contacts class **1405** can thus in some implementations be open-ended.

Raw contact class **1410** is a class that stores information characterizing a “raw contact” from a single account of the user with whom mobile device **105** is associated. An account is the result of a contractual or other arrangement between the user with whom mobile device **105** is associated and an entity. The entity can be an entity that mediates social interaction. For example, the user with whom mobile device **105** is associated may have an electronic mail account with the provider of an electronic mail server **155**, a social network account with the provider of a social network server **160**, a text message account with the provider of a text message server **165**, or a photo account with the provider of a photo server **170** (FIG. **1**).

As used herein, a “raw contact” is a representation of an individual (i.e., the contact) at an account of the user with whom mobile device **105** is associated. The individual can be a counterparty to past social interaction events or otherwise identified as associated with the user with whom mobile device **105** is associated. For example, “raw contacts” in the context of a social network can be individuals who are friends of the user with whom mobile device **105** is associated or those individuals who are followed by the user with whom mobile device **105** is associated. As another example, a “raw contact” in the context of an electronic mail account can be individuals whose contact information is saved in the electronic mail account or individuals whom are commonly mailed by the user with whom mobile device **105** is associated.

At times, a single real-world individual may be represented by multiple instances of raw contact class **1410**. For example, the user with whom mobile device **105** is associated may have the same person as a contact in an electronic mail system and as a friend in two different social networks. In this case, the same person could be represented by three different instances of raw contact class **1410**. As discussed above, each instance of contacts class **1405** can include links to such multiple instances of raw contact class **1410** and such multiple instances of raw contact class **1410** can be combined and presented as a single logical person.

In some implementations, a row in a data table can be dedicated to storing information characterizing each instance of a raw contact. Among the information characterizing a raw contact that may be stored in raw contact class **1410** are a numeric or other unique identifier of the individual (i.e., “contact_ID”), a numeric or other unique identifier of the category of the account in which the individual is represented (i.e., “account_type”), a numeric or other unique identifier of the raw contact class instance (i.e., “raw_contact_ID”), the name of the account (i.e., electronic mail address, telephone number, social network account name, or the like), an indication of the number of times the individual has been contacted using the account, an indication of the last time the individual had been contacted using the account, an indication of whether a custom ringtone is associated with the representation of the individual in the account, and the like. In some implementations, the category of the account is constrained to follow a naming convention, e.g., the JAVA package naming convention. Such a constraint can help ensure that duplicate accounts can be identified and aggregated.

In general, raw contact class **1410** is indexed on a numeric or other unique identifier of the individual (i.e., the “contact_ID”) so that multiple raw contacts that represent the same real-world individual in different accounts can be identified quickly. Further, in some implementations, raw contact class **1410** is also indexed on account type and account name so that multiple raw contacts from a single account source can be identified quickly.

Contact data class **1415** is a class that stores data points from raw contacts characterized in instances of raw contact class **1410**. In some implementations, each row in a data table can form an instance of contact data class **1415** that is dedicated to storing a single piece of information drawn from a raw contact (such as a phone number or electronic mail address) and its associated metadata (such as what type of data is stored, whether it is a work or home number, and the like). Among the information that may be stored in contact data class **1415** are a numeric or other unique identifier of the raw contact class instance that is characterized (i.e., “raw_contact_ID”), a numeric or other unique identifier of the contact data class instance (i.e., “data_ID”), generic fields that can hold a variety of different kinds of contact data (e.g., “data_1” and “data_2”) and type data that identifies the type of contact data stored in each generic field (e.g., “type”). For example, the type data can indicate that a generic field stores a phone number, an electronic mail addresses, an account in a social or photo network, or the like. The data types are generally constrained to a predefined set of types. For example, in some implementations, the data types can be constrained to being Multipurpose Internet Mail Extensions (MIME) data types. By constraining the data types predefined set of types, mobile device **105** can determine how to display data points drawn from different

raw contacts. For example, different phone numbers drawn from different accounts can be recognized as such and displayed accordingly.

In some implementations, contact data class **1415** includes a predefined set of data kinds and additional data kinds that are added, e.g., by different applications. The set of data kinds that can be stored in contacts class **1405** can thus be open-ended. Such additional data kinds can also be the subject of requests and responses between a corresponding server interface module **1045** and its server.

In some implementations, first generic fields (e.g., “data_1”) form an indexed column in a contact data class table and store data that is expected to be frequently used in database queries. For example, in the case of a row representing an electronic mail address, the first generic field can generally include the electronic mail address itself. Other generic fields can store auxiliary information that characterizes the data in the first generic field, such as whether the electronic mail address stored in the first generic field is a home or business electronic mail address.

Status update class **1420** is a class that stores a contact’s latest status updates from a corresponding raw contact characterized in raw contact class **1410**. Among the information that may be stored in status update class **1420** are a numeric or other unique identifier of the contact data class instance that is characterized in the status update class instance (i.e., “data_ID”), a uniform resource identifier (URI) or other identifier of a storage location of an icon that represents the entity with which the contact has the corresponding account (i.e., “source_icon”), a uniform resource identifier (URI) or other identifier of a storage location of a name or other label identifying the entity with which the contact has the corresponding account (i.e., “source_label”), a numeric or other identifier of the contact’s latest status (i.e., “status”), any text of the status update (e.g., “text”), and a timestamp when status was last updated by the contact at the corresponding account (e.g., “timestamp”).

The status updates that can be stored in status update class **1420** can take a variety of forms. For example, in some implementations, the contact’s latest status (i.e., “status”) is constrained to have one of a predetermined set of allowed values, such as “offline,” “invisible,” “away,” “idle,” “do_not_disturb,” and “available,” whereas the text of a status update (i.e., “status”) can have a range of values such as, e.g., “having lunch” or “enjoying watching Federer rally against Nadal in Palm Springs,” as shown in FIG. 7.

A database schema such as database schema **1405** provides a number of different advantages. For example, different numbers of different kinds of accounts can be associated with each contact. The account information is stored in data structures that can accommodate not only a variety of different types of accounts but also new types of accounts as they are developed by different entities that mediate social interaction. In some implementations, information characterizing the accounts can be stored in a single data table, with records characterizing different kinds of accounts interspersed among each other.

A single most recent status update can be stored for each different kind of account, along with information identifying the time when status was last updated by the contact at the corresponding account. In some implementations, the timestamps when status was last updated at the different accounts is used to select one of the status updates for display as the most current status update, e.g., in a social status record **900** (FIG. 9).

Information drawn from a variety of different entities that mediate social interaction can be stored in a single location

and integrated for use in presenting one or more of social interaction hubs **200, 300, 400, 500, 600, 700** (FIGS. 2-8) or a social interaction hub that is limited to social status records on a mobile device **105**.

Further, access to the information in database schema **1405** is facilitated by database schema **1405**. For example, information identifying the raw contacts of a single real-world individual can be accessed relatively quickly by a search of instances of raw contact class **1410**. For example, a query can identify the rows or other records in instances of raw contact class **1410** that share the contact_ID of a particular social interaction counterparty when determining which mode indicia are to be included in a particular contact’s indicia collection **235**. Only after a particular mode indicium has been selected for an outgoing social interact do data points tied to the raw contact corresponding to the selected indicium need to be accessed from contact data class **1415**.

Implementations of the subject matter and the operations described in this specification can be implemented in digital electronic circuitry, or in computer software, firmware, or hardware, including the structures disclosed in this specification and their structural equivalents, or in combinations of one or more of them. Implementations of the subject matter described in this specification can be implemented as one or more computer programs, i.e., one or more modules of computer program instructions, encoded on computer storage medium for execution by, or to control the operation of, data processing apparatus. Alternatively or in addition, the program instructions can be encoded on an artificially-generated propagated signal, e.g., a machine-generated electrical, optical, or electromagnetic signal, that is generated to encode information for transmission to suitable receiver apparatus for execution by a data processing apparatus. A computer storage medium can be, or be included in, a computer-readable storage device, a computer-readable storage substrate, a random or serial access memory array or device, or a combination of one or more of them. Moreover, while a computer storage medium is not a propagated signal, a computer storage medium can be a source or destination of computer program instructions encoded in an artificially-generated propagated signal. The computer storage medium can also be, or be included in, one or more separate physical components or media (e.g., multiple CDs, disks, or other storage devices).

The operations described in this specification can be implemented as operations performed by a data processing apparatus on data stored on one or more computer-readable storage devices or received from other sources.

The term “data processing apparatus” encompasses all kinds of apparatus, devices, and machines for processing data, including by way of example a programmable processor, a computer, a system on a chip, or multiple ones, or combinations, of the foregoing. The apparatus can include special purpose logic circuitry, e.g., an FPGA (field programmable gate array) or an ASIC (application-specific integrated circuit). The apparatus can also include, in addition to hardware, code that creates an execution environment for the computer program in question, e.g., code that constitutes processor firmware, a protocol stack, a database management system, an operating system, a cross-platform runtime environment, a virtual machine, or a combination of one or more of them. The apparatus and execution environment can realize various different computing model infrastructures, such as web services, distributed computing and grid computing infrastructures.

A computer program (also known as a program, software, software application, script, or code) can be written in any form of programming language, including compiled or interpreted languages, declarative or procedural languages, and it can be deployed in any form, including as a stand-alone program or as a module, component, subroutine, object, or other unit suitable for use in a computing environment. A computer program may, but need not, correspond to a file in a file system. A program can be stored in a portion of a file that holds other programs or data (e.g., one or more scripts stored in a markup language document), in a single file dedicated to the program in question, or in multiple coordinated files (e.g., files that store one or more modules, sub-programs, or portions of code). A computer program can be deployed to be executed on one computer or on multiple computers that are located at one site or distributed across multiple sites and interconnected by a communication network.

The processes and logic flows described in this specification can be performed by one or more programmable processors executing one or more computer programs to perform actions by operating on input data and generating output. The processes and logic flows can also be performed by, and apparatus can also be implemented as, special purpose logic circuitry, e.g., an FPGA (field programmable gate array) or an ASIC (application-specific integrated circuit).

Processors suitable for the execution of a computer program include, by way of example, both general and special purpose microprocessors, and any one or more processors of any kind of digital computer. Generally, a processor will receive instructions and data from a read-only memory or a random access memory or both. The essential elements of a computer are a processor for performing actions in accordance with instructions and one or more memory devices for storing instructions and data. Generally, a computer will also include, or be operatively coupled to receive data from or transfer data to, or both, one or more mass storage devices for storing data, e.g., magnetic, magneto-optical disks, or optical disks. However, a computer need not have such devices. Moreover, a computer can be embedded in another device, e.g., a mobile telephone, a personal digital assistant (PDA), a mobile audio or video player, a game console, a Global Positioning System (GPS) receiver, or a portable storage device (e.g., a universal serial bus (USB) flash drive), to name just a few. Devices suitable for storing computer program instructions and data include all forms of non-volatile memory, media and memory devices, including by way of example semiconductor memory devices, e.g., EPROM, EEPROM, and flash memory devices; magnetic disks, e.g., internal hard disks or removable disks; magneto-optical disks; and CD-ROM and DVD-ROM disks. The processor and the memory can be supplemented by, or incorporated in, special purpose logic circuitry.

To provide for interaction with a user, embodiments of the subject matter described in this specification can be implemented on a computer having a display device, e.g., a CRT (cathode ray tube) or LCD (liquid crystal display) monitor, for displaying information to the user and a keyboard and a pointing device, e.g., a mouse or a trackball, by which the user can provide input to the computer. Other kinds of devices can be used to provide for interaction with a user as well; for example, feedback provided to the user can be any form of sensory feedback, e.g., visual feedback, auditory feedback, or tactile feedback; and input from the user can be received in any form, including acoustic, speech, or tactile input. In addition, a computer can interact with a user by

sending documents to and receiving documents from a device that is used by the user; for example, by sending web pages to a web browser on a user's client device in response to requests received from the web browser.

Embodiments of the subject matter described in this specification can be implemented in a computing system that includes a back-end component, e.g., as a data server, or that includes a middleware component, e.g., an application server, or that includes a front-end component, e.g., a client computer having a graphical user interface or a Web browser through which a user can interact with an implementation of the subject matter described in this specification, or any combination of one or more such back-end, middleware, or front-end components. The components of the system can be interconnected by any form or medium of digital data communication, e.g., a communication network. Examples of communication networks include a local area network ("LAN") and a wide area network ("WAN"), an internetwork (e.g., the Internet), and peer-to-peer networks (e.g., ad hoc peer-to-peer networks).

The computing system can include clients and servers. A client and server are generally remote from each other and typically interact through a communication network. The relationship of client and server arises by virtue of computer programs running on the respective computers and having a client-server relationship to each other. In some embodiments, a server transmits data (e.g., an HTML page) to a client device (e.g., for purposes of displaying data to and receiving user input from a user interacting with the client device). Data generated at the client device (e.g., a result of the user interaction) can be received from the client device at the server.

While this specification contains many specific implementation details, these should not be construed as limitations on the scope of any inventions or of what may be claimed, but rather as descriptions of features specific to particular embodiments of particular inventions. Certain features that are described in this specification in the context of separate embodiments can also be implemented in combination in a single embodiment. Conversely, various features that are described in the context of a single embodiment can also be implemented in multiple embodiments separately or in any suitable subcombination. Moreover, although features may be described above as acting in certain combinations and even initially claimed as such, one or more features from a claimed combination can in some cases be excised from the combination, and the claimed combination may be directed to a subcombination or variation of a subcombination.

Similarly, while operations are depicted in the drawings in a particular order, this should not be understood as requiring that such operations be performed in the particular order shown or in sequential order, or that all illustrated operations be performed, to achieve desirable results. In certain circumstances, multitasking and parallel processing may be advantageous. Moreover, the separation of various system components in the embodiments described above should not be understood as requiring such separation in all embodiments, and it should be understood that the described program components and systems can generally be integrated together in a single software product or packaged into multiple software products.

Thus, particular implementations have been described. Other implementations are within the scope of the following claims. In some cases, the actions recited in the claims can be performed in a different order and still achieve desirable results. In addition, the processes depicted in the accompa-

25

nying figures do not necessarily require the particular order shown, or sequential order, to achieve desirable results. In certain implementations, multitasking and parallel processing may be advantageous.

What is claimed:

1. A computer-implemented system, comprising:
 one or more computer processors; and
 at least one memory operably coupled to the one or more computer processors and storing instructions that, when executed by the one or more computer processors, perform operations including:
 providing, for display on a computing device corresponding to a first user, an interface including a social interaction hub that provides:
 a plurality of contacts associated with the first user;
 a plurality of communication mode indicia corresponding to each of the plurality of contacts, each communication mode indicia indicating a communication mode among a plurality of communication modes by which a future interaction with a particular contact can occur; and
 prior communication data providing a portion of the data from a prior communication with one or more contacts in the plurality of contacts;
 determining currently available communication modes via which a first contact in the plurality of contacts is currently available to engage in communication with the first user, wherein determining the currently available communication modes further comprises:
 identifying a first set of communication modes corresponding to the first contact, the first set of communication modes indicating a set of communication modes by which the first contact can be contacted;
 based on an availability indication for each of the first set of communication modes, receiving data identifying, from among the first set of communication modes, a first subset of communication modes via which the first contact is currently available and a second subset of communication modes via which the first contact is not currently available, wherein the availability indication for a particular communication mode associated with the first contact specifies whether the first contact is currently available or currently not available for a communication over the particular communication mode;
 in response to determining the currently available communication modes, providing, for display on the interface including the social interaction hub, a first availability indicator over each of the communication mode indicia corresponding to the currently available communication modes and a second availability indicator over each of the communication mode indicia corresponding to the second subset of communication modes, wherein the first availability indicator identifies a communication mode via which the first contact is currently available to engage in communication with the first user and the second availability indicator identifies a communication mode via which the first contact is not currently available to engage in communication with the first user and where in providing the second availability indicator for display comprises providing a graphical element that is darkened to indicate that the first contact is not currently available to engage in communication with the first user for each of the com-

26

munication mode indicia corresponding to the currently not available communication modes;
 receiving, from the computing device corresponding to the first user, a request to communicate with the first contact, wherein the request includes data representing a selection of a particular communication mode indicia that corresponds to a particular communication mode with the first availability indicator indicating one of the currently available communication modes associated with the first contact; and
 in response to receiving the request to communicate with the first contact, triggering a communication with the first user using the particular communication mode corresponding to the selected particular communication mode indicia, where in the triggering the communication comprises at least one of (i) initiating at least a message or a post, via a social network for sending to the first user, or (ii) initiating a social interaction via a photosharing network with the first user.
 2. The computer-implemented system of claim 1, wherein prior communication data providing the portion of the data from the prior communication with one or more contacts in the plurality of contacts, comprises:
 data from prior written communications between the first user and each of the one or more contacts.
 3. The computer-implemented system of claim 1, wherein determining the currently available communication modes via which the first contact in the plurality of contacts is currently available to engage in communication with the first user comprise s accessing a data store that stores contact information for the plurality of contacts.
 4. The computer-implemented system of claim 1, wherein the data representing a selection of a particular communication mode indicia is received as speech input.
 5. The computer-implemented system of claim 1, wherein the plurality of communication modes corresponding to the plurality of communication mode indicia comprise communication modes including at least e-mail and voice calling.
 6. The computer-implemented system of claim 1, wherein triggering the communication with the first user using the communication mode corresponding to the selected particular communication mode indicia, comprises generating an email message for sending to the first user.
 7. The computer-implemented system of claim 1, wherein triggering the communication with the first user using the communication mode corresponding to the selected particular communication mode indicia, comprises initiating a voice call with the first user.
 8. The computer-implemented system of claim 1, wherein the instructions, when executed by the one or more computer processors, perform operations further comprising:
 providing, for display on the interface including the social interaction hub, a contact indicia for each of the plurality of contacts, wherein selection of the contact indicia for a particular contact triggers provision of an interface that provides additional information regarding the particular contact.
 9. The computer-implemented system of claim 1, wherein the instructions, when executed by the one or more computer processors, perform operations further comprising:
 determining, based on data available via one or more of the plurality of communication modes corresponding to a particular contact, a current status for the particular contact; and

27

providing, for display on the interface including the social interaction hub, a status indicia for the particular contact that provides for display the current status for the particular contact.

10. The computer-implemented system of claim 1, wherein the first availability indicator comprises an additional graphical element provided for display, wherein the additional graphical element indicates that the first contact is currently available to communicate with the first user for each of the communication mode indicia corresponding to the currently available communication modes.

11. A non-transitory computer-readable medium comprising instructions which, when executed by one or more processors, cause the one or more processors to perform operations comprising:

providing, for display on a computing device corresponding to a first user, an interface including a social interaction hub that provides:

a plurality of contacts associated with the first user;

a plurality of communication mode indicia corresponding to each of the plurality of contacts, each communication mode indicia indicating a communication mode among a plurality of communication modes by which a future interaction with a particular contact can occur; and

prior communication data providing a portion of the data from a prior communication with one or more contacts in the plurality of contacts;

determining currently available communication modes via which a first contact in the plurality of contacts is currently available to engage in communication with the first user, wherein determining the currently available communication modes further comprises:

identifying a first set of communication modes corresponding to the first contact, the first set of communication modes indicating a set of communication modes by which the first contact can be contacted;

based on an availability indication for each of the first set of communication modes, receiving data identifying, from among the first set of communication modes, a first subset of communication modes via which the first contact is currently available and a second subset of communication modes via which the first contact is not currently available, wherein the availability indication for a particular communication mode associated with the first contact specifies whether the first contact is currently available or currently not available for a communication over the particular communication mode;

in response to determining the currently available communication modes, providing, for display on the interface including the social interaction hub, a first availability indicator over each of the communication mode indicia corresponding to the currently available communication modes and a second availability indicator over each of the communication mode indicia corresponding to the second subset of communication modes, wherein first the availability indicator identifies a communication mode via which the first contact is currently available to engage in communication with the first user and the second availability indicator identifies a communication mode via which the first contact is not currently available to engage in communication with the first user and where in providing the second availability indicator for display comprises providing a graphical element that is darkened to indicate that the first contact is not currently available to engage

28

in communication with the first user for each of the communication mode indicia corresponding to the currently not available communication modes;

receiving, from the computing device corresponding to the first user, a request to communicate with the first contact, wherein the request includes data representing a selection of a particular communication mode indicia that corresponds to a particular communication mode with the first availability indicator indicating one of the currently available communication modes associated with the first contact; and

in response to receiving the request to communicate with the first contact, triggering a communication with the first user using the particular communication mode corresponding to the selected particular communication mode indicia, wherein the triggering the communication comprises at least one of (i) initiating at least a message or a post, via a social network for sending to the first user, or (ii) initiating a social interaction via a photosharing network with the first user.

12. The non-transitory computer-readable medium of claim 11, wherein prior communication data providing the portion of the data from the prior communication with one or more contacts in the plurality of contacts, comprises:

data from prior written communications between the first user and each of the one or more contacts.

13. The non-transitory computer-readable medium of claim 11, wherein determining the currently available communication modes via which the first contact in the plurality of contacts is currently available to engage in communication with the first user comprises accessing a data store that stores contact information for the plurality of contacts.

14. The non-transitory computer-readable medium of claim 11, wherein the data representing a selection of the particular communication mode indicia is received as speech input.

15. The non-transitory computer-readable medium of claim 11, wherein the plurality of communication modes corresponding to the plurality of communication mode indicia comprise communication modes including at least e-mail and voice calling.

16. The non-transitory computer-readable medium of claim 11, wherein triggering the communication with the first user using the communication mode corresponding to the selected particular communication mode indicia, comprises generating an email message for sending to the first user or initiating a voice call with the first user.

17. The non-transitory computer-readable medium of claim 11, computer-implemented system of claim 10, wherein the operations further comprising:

providing, for display on the interface including the social interaction hub, a contact indicia for each of the plurality of contacts, wherein selection of the contact indicia for a particular contact triggers provision of an interface that provides additional information regarding the particular contact.

18. The non-transitory computer-readable medium of claim 11, computer-implemented system of claim 10, wherein the operations further comprising:

determining, based on data available via one or more of the plurality of communication modes corresponding to a particular contact, a current status for the particular contact; and

providing, for display on the interface including the social interaction hub, a status indicia for the particular contact that provides for display the current status for the particular contact.

29

19. A computer-implemented method, comprising:
 providing, for display on a computing device corresponding to a first user, an interface including a social interaction hub that provides:
 a plurality of contacts associated with the first user;
 a plurality of communication mode indicia corresponding to each of the plurality of contacts, each communication mode indicia indicating a communication mode among a plurality of communication modes by which a future interaction with a particular contact can occur; and
 prior communication data providing a portion of the data from a prior communication with one or more contacts in the plurality of contacts;
 determining currently available communication modes via which a first contact in the plurality of contacts is currently available to engage in communication with the first user, wherein determining the currently available communication modes further comprises:
 identifying a first set of communication modes corresponding to the first contact, the first set of communication modes indicating a set of communication modes by which the first contact can be contacted;
 based on an availability indication for each of the first set of communication modes, receiving data identifying, from among the first set of communication modes, a first subset of communication modes via which the first contact is currently available and a second subset of communication modes via which the first contact is not currently available, wherein the availability indication for a particular communication mode associated with the first contact specifies whether the first contact is currently available or currently not available for a communication over the particular communication mode;
 in response to determining the currently available communication modes, providing, for display on the interface including the social interaction hub, a first availability indicator over each of the communication mode indicia corresponding to the currently available communication modes and a second availability indicator over each of the communication mode indicia corresponding to the second subset of communication modes, wherein the first availability indicator identifies a communication mode via which the first contact is currently available to engage in communication with the first user and the second availability indicator identifies a communication mode via which the first

30

contact is not currently available to engage in communication with the first user and where in providing the second availability indicator for display comprises providing a graphical element that is darkened to indicate that the first contact is not currently available to engage in communication with the first user for each of the communication mode indicia corresponding to the currently not available communication modes;
 receiving, from the computing device corresponding to the first user, a request to communicate with the first contact, wherein the request includes data representing a selection of a particular communication mode indicia that corresponds to a particular communication mode with the first availability indicator indicating one of the currently available communication modes associated with the first contact; and
 in response to receiving the request to communicate with the first contact, triggering a communication with the first user using the particular communication mode corresponding to the selected particular communication mode indicia, wherein the triggering the communication comprises at least one of (i) initiating at least a message or a post, via a social network for sending to the first user, or (ii) initiating a social interaction via a photosharing network with the first user.
 20. The computer-implemented method of claim 19, wherein triggering the communication with the first user using the communication mode corresponding to the selected particular communication mode indicia, comprises generating an email message for sending to the first user or initiating a voice call with the first user.
 21. The computer-implemented method of claim 19, further comprising:
 providing, for display on the interface including the social interaction hub, a contact indicia for each of the plurality of contacts, wherein selection of the contact indicia for a particular contact triggers provision of an interface that provides additional information regarding the particular contact;
 determining, based on data available via one or more of the plurality of communication modes corresponding to the particular contact, a current status for the particular contact; and
 providing, for display on the interface including the social interaction hub, a status indicia for the particular contact that provides for display the current status for the particular contact.

* * * * *