



US00D535952S

(12) **United States Design Patent**  
**Fekete et al.**

(10) **Patent No.:** **US D535,952 S**

(45) **Date of Patent:** **\*\* Jan. 30, 2007**

(54) **TOUCH AND HOLD CONNECTOR STRIP FOR AN ELECTRONIC TOKEN**

(75) Inventors: **Nicholas M. G. Fekete**, Richardson, TX (US); **Elaine J. Gattenby**, Allen, TX (US); **Michael L. Bolan**, Dallas, TX (US)

(73) Assignee: **Dallas Semiconductor Corporation**, Dallas, TX (US)

(\*\*) Term: **14 Years**

(21) Appl. No.: **29/031,868**

(22) Filed: **Dec. 8, 1994**

(51) **LOC (8) Cl.** ..... **14-02**

(52) **U.S. Cl.** ..... **D14/114**

(58) **Field of Classification Search** ..... D14/114; D13/133, 146-7; 235/487-92; 194/205; D8/373  
See application file for complete search history.

(56) **References Cited**

**U.S. PATENT DOCUMENTS**

4,969,549 A \* 11/1990 Eglise ..... 194/205  
5,049,728 A \* 9/1991 Rovin ..... 235/492

5,091,771 A \* 2/1992 Bolan et al. .... 235/492 X  
D335,486 S \* 5/1993 Fatalo ..... D13/147  
D342,440 S \* 12/1993 Forsberg ..... D8/373  
D346,789 S \* 5/1994 Sanchez et al. .... D13/147

\* cited by examiner

*Primary Examiner*—M. H. Tung

(74) *Attorney, Agent, or Firm*—Jenkins & Gilchrist, P.C.

(57) **CLAIM**

The ornamental design for a touch and hold connector strip for an electronic token, as shown and described.

**DESCRIPTION**

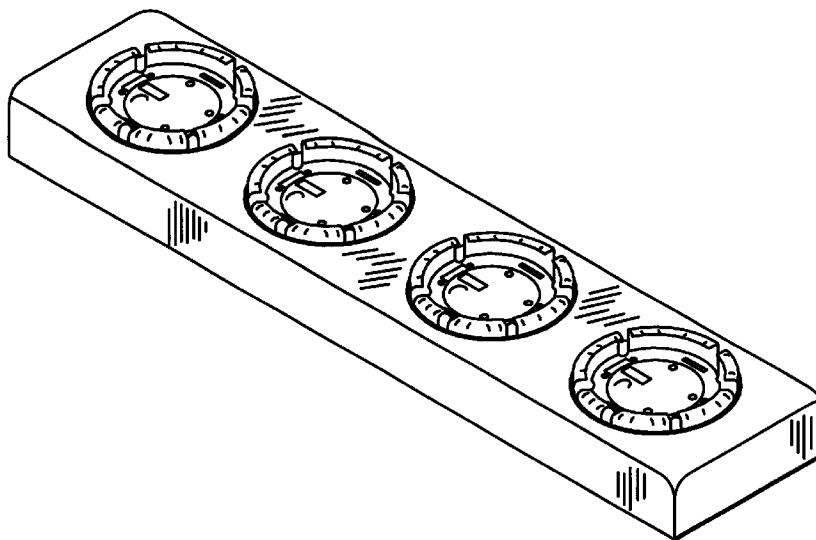
FIG. 1 is a perspective view of a touch and hold connector strip for an electronic token,

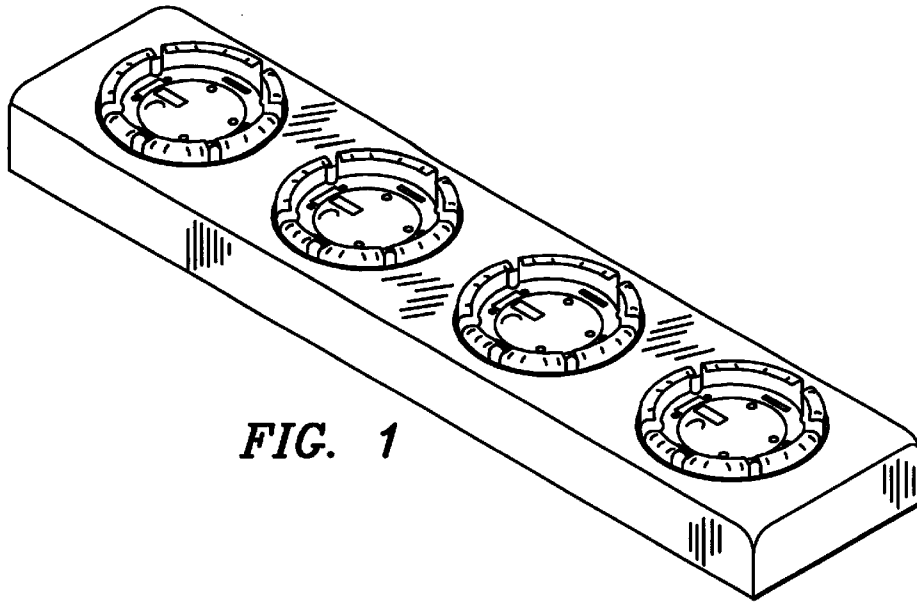
FIG. 2 is a top view of a touch and hold connector strip for an electronic token,

FIG. 3 is an end view of a touch and hold connector strip for an electronic token, the opposite end view is a mirror image; FIG. 4 is a side view of a touch and hold connector strip for an electronic token, the opposite side view is a mirror image; and,

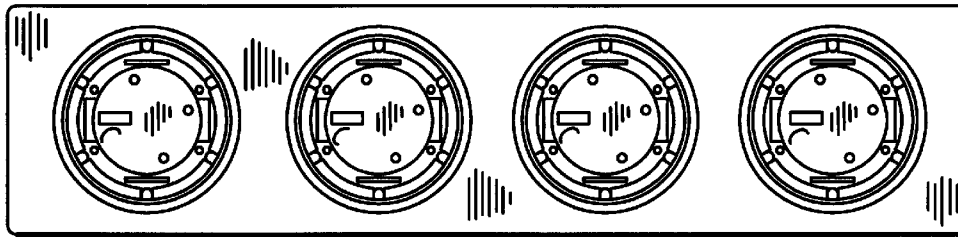
FIG. 5 is a bottom view of a touch and hold connector strip for an electronic token.

**1 Claim, 1 Drawing Sheet**





**FIG. 1**




**FIG. 2**



**FIG. 3**



**FIG. 4**



**FIG. 5**