

Europäisches Patentamt
European Patent Office
Office européen des brevets



(11) **EP 1 554 303 B1**

(12) **EUROPEAN PATENT SPECIFICATION**

(45) Date of publication and mention
of the grant of the patent:
27.12.2006 Bulletin 2006/52

(51) Int Cl.:
C07J 33/00 (2006.01) A61K 31/58 (2006.01)
A61P 11/00 (2006.01)

(21) Application number: **03766325.9**

(86) International application number:
PCT/EP2003/008314

(22) Date of filing: **28.07.2003**

(87) International publication number:
WO 2004/013156 (12.02.2004 Gazette 2004/07)

(54) **POLYMORPH B OF A KNOWN THIOPHENECARBOXYLIC ACID DODECAHYDROCYCLOPENTA
[A]PHENANTHRENYL ESTER**

**POLYMORPH B EINES BEKANNTEN THIOPHENCARBONSÄUREDODECAHYDROCYCLOPENTA
[A]PHENANTHRENYLESTERS**

**POLYMORPHE B D'UN ESTER D'ACIDE THIOPHENECARBOXYLIQUE
DODECAHYDROCYCLOPENTA[A]PHENANTHRENYL CONNU**

(84) Designated Contracting States:
**AT BE BG CH CY CZ DE DK EE ES FI FR GB GR
HU IE IT LI LU MC NL PT RO SE SI SK TR**

(74) Representative: **de Weerd, Petrus G.W. et al**
Novartis International AG
Corporate Intellectual Property
4002 Basel (CH)

(30) Priority: **29.07.2002 GB 0217504**

(56) References cited:
WO-A-02/00679

(43) Date of publication of application:
20.07.2005 Bulletin 2005/29

(60) Divisional application:
06005390.7 / 1 676 854

- **HALEBLIAN J ET AL: "PHARMACEUTICAL APPLICATIONS OF POLYMORPHISM" JOURNAL OF PHARMACEUTICAL SCIENCES, AMERICAN PHARMACEUTICAL ASSOCIATION. WASHINGTON, US, vol. 58, no. 8, 1 August 1969 (1969-08-01), pages 911-929, XP002020518 ISSN: 0022-3549**
- **CAIRA M.R.: 'Crystalline Polymorphism of Organic Compounds in Topics Curr. Chemistry, vol. 198', 1998, SPRINGER VERLAG, BERLIN XP001156954 Pages 163-208.**
- **MCCRONE W.C.: 'Polymorphism' PHYSICS AND CHEMISTRY OF THE ORGANIC SOLID STATE 1965, pages 725 - 767, XP001156955**

(73) Proprietors:

- **Novartis AG**
4056 Basel (CH)
Designated Contracting States:
**BE BG CH CY CZ DE DK EE ES FI FR GB GR HU
IE IT LI LU MC NL PT RO SE SI SK TR**
- **Novartis Pharma GmbH**
1230 Wien (AT)
Designated Contracting States:
AT

(72) Inventors:

- **JORDINE, Guido**
79106 Freiburg (DE)
- **MUTZ, Michael**
79104 Freiburg (DE)

Remarks:

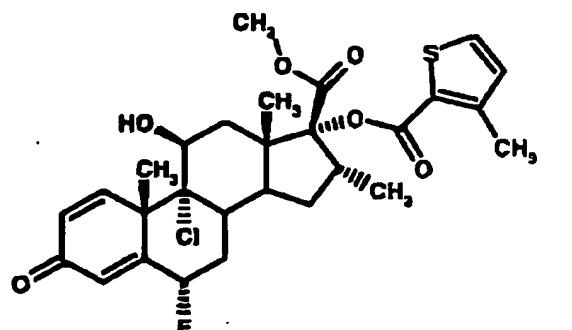
The file contains technical information submitted after the application was filed and not included in this specification

Note: Within nine months from the publication of the mention of the grant of the European patent, any person may give notice to the European Patent Office of opposition to the European patent granted. Notice of opposition shall be filed in a written reasoned statement. It shall not be deemed to have been filed until the opposition fee has been paid. (Art. 99(1) European Patent Convention).

EP 1 554 303 B1

Description

[0001] This invention relates to a new polymorphic crystal form of a compound of formula I and a method for preparing it.

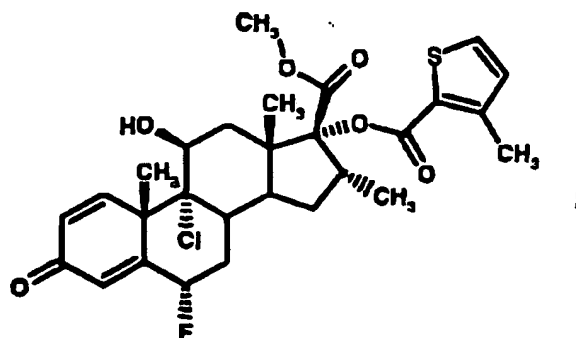


[0002] The compound of formula I, namely 3-methylthiophene-2-carboxylic acid (6S,9R,10S,11S, 13S,16R,17R)-9-chloro-6-fluoro-11-hydroxy-17-methoxycarbonyl-10,13,16-trimethyl-3-oxo-6,7,8,9,10,11,12,13,14,15,16,17-dodecahydro-3H-cyclopenta[a]phenanthren-17-yl ester, possesses a high and-inflammatory activity. This activity can be demonstrated by its inhibition of TNF-alpha synthesis and release in a human macrophage cell line and by its inhibition of inflammatory conditions, particularly in the airways, e.g. inhibition of eosinophil activation, in animal models, e.g. mouse or rat models of airways inflammation, for example as described by Szarka et al, J. Immunol. Methods (1997) 202:49-57; Renzi et al, Am. Rev. Respir. Dis. (1993) 148:932-939; Tsuyuki et al., J. Clin. Invest. (1995) 96:2924-2931; and Cernadas et al (1999) Am. J. Respir. Cell Mol. Biol. 20:1-8.

[0003] This compound has been investigated for use as a pharmaceutical. The existence of various crystallisation polymorphic forms of the compound has been explored in order to determine the most appropriate form of the compound for the proposed use.

[0004] Novel crystal forms of the compound of formula I have now been isolated. Some of these novel crystal forms have very good Stability, facilitating their use in the preparation of pharmaceutical dosage forms.

[0005] Accordingly, the present invention provides in one aspect a compound of formula I



in a crystal form B that has a melting point, by Differential Scanning Calorimetry, of about 270°C with simultaneous decomposition, at a heating rate of 20° C/min and the following characteristic diffraction lines (2θ in angular degrees ± 0.2°) in the X-ray diffraction pattern thereof: 7.2°, 9.3°, 12.0°, 12.8°, 13.1°, 14.5°, 17.4°, 20.4°, 23.2- and 25.8°.

[0006] Crystal form B may be prepared by crystallising the compound of formula I from a solution thereof in a polar organic solvent such as ethanol, methanol or methylene chloride, for example by equilibrating the compound in that solvent over 24 hours at 25° C, or analogously such as hereinafter described in Example 1. The crystallisation may be induced by, for example, cooling a supersaturated solution of the compound of formula I in the polar solvent, or by adding to the solution of the compound of formula I a polar solvent in which the compound of formula I is less soluble. The starting solution of the compound of formula I may be at ambient or elevated (up to reflux) temperature.

[0007] For the preparation of crystal form B, working up may be carried out generally using known procedures for the

separation of the crystallisate from the mother liquor, for example by filtration, with or without the assistance of pressure and/or vacuum, or by centrifugation, and subsequent drying of the crystallisate.

[0008] Crystal form B can be distinguished in particular by its X-ray powder diagram. X-ray diagrams taken with a diffractometer and using Cu-K α_1 -radiation are preferably used to characterise solids of organic compounds. X-ray powder diffraction diagrams are particularly useful to determine the crystal form or modification of the compound of formula I. The use of such diagrams is described in the accompanying Examples.

[0009] The compound of formula I may be prepared in accordance with the method given in Example 26 of international patent application WO 02/00679.

[0010] Given its anti-inflammatory activity, the compound of formula I in crystal form B is useful in the treatment of inflammatory conditions, particularly inflammatory or obstructive airways diseases. Treatment in accordance with the invention may be symptomatic or prophylactic.

[0011] Inflammatory or obstructive airways diseases to which the present invention is applicable include asthma of whatever type or genesis including both intrinsic (non-allergic) asthma and extrinsic (allergic) asthma, mild asthma, moderate asthma, severe asthma, bronchitic asthma, exercise-induced asthma, occupational asthma and asthma induced following bacterial infection. Treatment of asthma is also to be understood as embracing treatment of subjects, e.g. of less than 4 or 5 years of age, exhibiting wheezing symptoms and diagnosed or diagnosable as "wheezy infants", an established patient category of major medical concern and now often identified as incipient or early-phase asthmatics. (For convenience this particular asthmatic condition is referred to as "wheezy-infant syndrome".)

[0012] Prophylactic efficacy in the treatment of asthma will be evidenced by reduced frequency or severity of symptomatic attack, e.g. of acute asthmatic or bronchoconstrictor attack, improvement in lung function or improved airways hyperreactivity. It may further be evidenced by reduced requirement for other, symptomatic therapy, i.e. therapy for or intended to restrict or abort symptomatic attack when it occurs, for example anti-inflammatory (e.g. corticosteroid) or bronchodilatory. Prophylactic benefit in asthma may in particular be apparent in subjects prone to "morning dipping". "Morning dipping" is a recognised asthmatic syndrome, common to a substantial percentage of asthmatics and characterised by asthma attack, e.g. between the hours of about 4 to 6 am, i.e. at a time normally substantially distant from any previously administered symptomatic asthma therapy.

[0013] Other inflammatory or obstructive airways diseases and conditions to which the present invention is applicable include acute lung injury (ALI), adult respiratory distress syndrome (ARDS), chronic obstructive pulmonary, airways or lung disease (COPD, COAD or COLD), including chronic bronchitis or dyspnea associated therewith, emphysema, as well as exacerbation of airways hyperreactivity consequent to other drug therapy, in particular other inhaled drug therapy. The invention is also applicable to the treatment of bronchitis of whatever type or genesis including, e.g., acute, arachidic, catarrhal, croupus, chronic or phthinoïd bronchitis. Further inflammatory or obstructive airways diseases to which the present invention is applicable include pneumoconiosis (an inflammatory, commonly occupational, disease of the lungs, frequently accompanied by airways obstruction, whether chronic or acute, and occasioned by repeated inhalation of dusts) of whatever type or genesis, including, for example, aluminosis, anthracosis, asbestosis, chalicosis, ptilosis, siderosis, silicosis, tabacosis and byssinosis.

[0014] Having regard to its anti-inflammatory activity, in particular in relation to inhibition of eosinophil activation, the compound of formula I in crystal form B is also useful in the treatment of eosinophil related disorders, e.g. eosinophilia, in particular eosinophil related disorders of the airways (e.g. involving morbid eosinophilic infiltration of pulmonary tissues) including hypereosinophilia as it effects the airways and/or lungs as well as, for example, eosinophil-related disorders of the airways consequential or concomitant to Löffler's syndrome, eosinophilic pneumonia, parasitic (in particular metazoan) infestation (including tropical eosinophilia), bronchopulmonary aspergillosis, polyarteritis nodosa (including Churg-Strauss syndrome), eosinophilic granuloma and eosinophil-related disorders affecting the airways occasioned by drug-reaction.

[0015] The compound of formula I in crystal form B is also useful in the treatment of inflammatory conditions of the skin, for example psoriasis, contact dermatitis, atopic dermatitis, alopecia areata, erythema multiforma, dermatitis herpetiformis, scleroderma, vitiligo, hypersensitivity angitis, urticaria, bullous pemphigoid, lupus erythematosus, pemphigus, epidermolysis bullosa acquisita, and other inflammatory conditions of the skin.

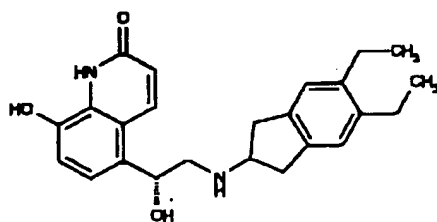
[0016] The compound of formula I in crystal form may also be used for the treatment of other diseases or conditions, in particular diseases or conditions having an inflammatory component, for example, treatment of diseases and conditions of the eye such as conjunctivitis, keratoconjunctivitis sicca, and vernal conjunctivitis, diseases affecting the nose including allergic rhinitis, diseases of the joints such as rheumatoid arthritis and inflammatory bowel disease such as ulcerative colitis and Crohn's disease.

[0017] The compound of formula I in crystal form B is also useful as a co-therapeutic agent for use in conjunction with other drug substances for treatment of airways diseases, particularly bronchodilatory or anti-inflammatory drug substances, particularly in the treatment of obstructive or inflammatory airways diseases such as those mentioned hereinbefore, for example as potentiators of therapeutic activity of such drugs or as a means of reducing required dosaging or potential side effects of such drugs. The compound of formula I in crystal form B may be mixed with the other drug

in a fixed pharmaceutical composition or it may be administered separately, before, simultaneously with or after the other drug.

[0018] Such anti-inflammatory drugs include steroids, in particular glucocorticosteroids such as budesonide, beclamethasone dipropionate, fluticasone propionate, ciclesonide or mometasone furoate and compounds described in WO 0200679, WO 0288167, WO 0212266 and WO 02100879; LTB₄ antagonists such as those described in US 5451700; LTB₄ antagonists such as those described in US 5451700; LTD₄ antagonists such as montelukast and zafirlukast; dopamine receptor agonists such as cabergoline, bromocriptine, ropinirole and 4-hydroxy-7-[2-[[2-[[3-(2-phenylethoxy)-propyl]sulfonyl]ethyl]amino]ethyl]-2(3H)-benzothiazolone and pharmaceutically acceptable salts thereof (the hydrochloride being Viozan® - AstraZeneca); PDE4 inhibitors such as Ariflo® (GlaxoSmith Kline), Roflumilast (Byk Gulden), V-11294A (Napp), BAY19-8004 (Bayer), SCH-351591 (Schering-Plough), Arofyline (Almirall Prodesfarma), PD189659 (Parke-Davis), AWD-12-281 (Asta Medica), CDC-801 (Celgene) and KW-4490 (Kyowa Hakko Kogyo); A_{2a} agonists such as those described in EP 1052264, EP 1241176, WO 0023457, WO0077018, WO 0123399, WO 0160835, WO 0194368, WO 0200676, WO 0222630, WO 0296462, WO 0127130, WO 0127131, WO 9602543, WO 9602553, WO 9828319, WO 9924449, WO 9924450, WO 9924451, WO 9938877, WO 9941267, WO 9967263, WO 9967264, WO 9967265, WO 9967266, WO 9417090, EP 409595A2 and WO 0078774; and A_{2b} antagonists such as those described in WO 02/42298.

[0019] Such bronchodilatory drugs include anticholinergic or antimuscarinic agents, such as those described in EP 424021, US 5171744 (Pfizer) and WO 01/04119 (Almirall Prodesfarma) and but in particular ipratropium bromide, oxitropium bromide and tiotropium bromide, and beta-2 adrenoceptor agonists such as salbutamol, terbutaline, salmeterol and, especially, formoterol and pharmaceutically acceptable salts thereof, and compounds (in free or salt or solvate form) of formula I of PCT International Publication No. WO 00/75114, which document is incorporated herein by reference, preferably compounds of the Examples thereof, especially a compound of formula



in free or pharmaceutically acceptable salt or solvate form.

[0020] Combinations of the compound of formula I in crystal form B and beta-2 agonists, PDE4 inhibitors or LTD₄ antagonists may be used, for example, in the treatment of COPD or, particularly, asthma.

[0021] Combinations of the compound of formula I in crystal form B and anticholinergic or antimuscarinic agents, PDE4 inhibitors, LTB₄ antagonists may be used, for example, in the treatment of asthma or, particularly, COPD.

[0022] In accordance with the foregoing, the invention also provides a method for the treatment of an inflammatory condition, particularly an inflammatory or obstructive airways disease, which comprises administering to a subject, particularly a human subject, in need thereof an effective amount of the compound of formula I in crystal form B as hereinbefore described. In another aspect the invention provides the use of the compound of formula I in crystal form B for the manufacture of a medicament for the treatment of an inflammatory condition, particularly an inflammatory or obstructive airways disease.

[0023] The compound of formula I in crystal form B may be administered by any appropriate route, e.g. orally, for example in the form of a tablet or capsule; parenterally, for example intravenously; by inhalation, for example in the treatment of inflammatory or obstructive airways disease; intranasally, for example in the treatment of allergic rhinitis; topically to the skin, for example in the treatment of atopic dermatitis; or rectally, for example in the treatment of inflammatory bowel disease.

[0024] In a further aspect, the invention also provides a pharmaceutical composition comprising as active ingredient the compound of formula I in crystal form B optionally together with a pharmaceutically acceptable diluent or carrier therefor. The composition may contain a co-therapeutic agent such as a bronchodilatory or anti-inflammatory drug as hereinbefore described. Such compositions may be prepared using conventional diluents or excipients and techniques known in the galenic art. Thus oral dosage forms may include tablets and capsules. Formulations for topical administration may take the form of creams, ointments, gels or transdermal delivery systems, e.g. patches. Compositions for inhalation may comprise aerosol or other atomizable formulations or dry powder formulations.

[0025] When the composition comprises an aerosol formulation, it preferably contains, for example, a hydro-fluoro-alkane (HFA) propellant such as HFA134a or HFA227 or a mixture of these, and may contain one or more co-solvents

known in the art such as ethanol (up to 20% by weight), and/or one or more surfactants such as oleic acid or sorbitan trioleate, and/or one or more bulking agents such as lactose. When the composition comprises a dry powder formulation, it preferably contains, for example, the compound of formula I in crystal form B having a particle diameter up to 10 microns, optionally together with a diluent or carrier, such as lactose, of the desired particle size distribution and a compound that helps to protect against product performance deterioration due to moisture. When the composition comprises a nebulised formulation, it preferably contains, for example, the compound of formula I in crystal form B either dissolved, or suspended, in a vehicle containing water, a co-solvent such as ethanol or propylene glycol and a stabiliser, which may be a surfactant.

[0026] The invention includes (A) the compound of formula I in crystal form B in inhalable form, e.g. in an aerosol or other atomisable composition or in inhalable particulate, e.g. micronised, form, (B) an inhalable medicament comprising the compound of formula I in crystal form B in inhalable form; (C) a pharmaceutical product comprising the compound of formula I in crystal form B in inhalable form in association with an inhalation device; and (D) an inhalation device containing the compound of formula I in crystal form B in inhalable form.

[0027] Dosages of the compound of formula I in crystal form B employed in practising the present invention will of course vary depending, for example, on the particular condition to be treated, the effect desired and the mode of administration. In general, suitable daily dosages for administration by inhalation are of the order of 0.005 to 10 mg, while for oral administration suitable daily doses are of the order of 0.05 to 100 mg.

[0028] The invention is illustrated by the following Examples.

Example 1

Preparation and characterisation of Crystal Form B

[0029] 87 mg of the compound of formula I are equilibrated in 2 ml ethanol over 24 hours at 25 °C. The product is filtered and dried. After drying the compound of formula I is obtained in the form of white crystals.

[0030] Measurements are made by X-ray powder diffraction and using Cu-K α_1 . The X-ray diffraction pattern thus determined, as represented by the reflection lines and intensities of the most important lines, is shown in Figure 1 and characterised in Table 1 below.

TABLE 1

X-ray diffraction lines and intensities for crystal form B	
2 θ	Intensity
7.2	strong
9.3	Medium
12.0	Medium
12.8	Medium
13.1	Medium
14.5	Strong
17.4	Medium
20.4	Medium
23.2	Medium
25.8	Medium

Example 2

Preparation of Crystal form B in various solvents

[0031] 8 mg of the compound of formula I are equilibrated with 1.5 ml of a variety of solvents for at least 24 hours in a water bath at 25°C \pm 0.1. The solutions are filtered and dried for 10 minutes in the air. The solid part is investigated by X-ray powder diffraction (XRPD) to identify the crystal form produced. The results are shown in Table 2 below.

[0032] The procedure is repeated at 50°C \pm 0.1 and 70°C \pm 0.1 and the results are shown in Tables 3 and 4 respectively.

TABLE 2

Equilibration with solvent at 25°C	
Solvent	XRPD
Ethanol	Crystal form B
Methanol	Crystal form B
Methylene chloride	Crystal form B
Water	Crystal forms A + B

TABLE 3

Equilibration with solvent at 50°C	
Solvent	XRPD
Ethanol	Crystal form B
Methanol	Crystal form B
Methylene chloride	Crystal form B
Water	Crystal forms A-B

TABLE 4

Equilibration with solvent at 70°C	
Solvent	XRPD
Ethanol	Crystal form B

[0033] These results show that the choice of solvent dictates whether crystal form B of the compound of formula I is formed.

Example 3

Heat of solution experiment

[0034] The heat of solution of a sample of crystal form B of the compound of formula I is measured at 25°C in acetone. The result is shown in Table 5 below.

TABLE 5

Heat of solution at 25°C in acetone	
Crystal form	Heat of solution (J/g)
B	17.9

Claims

1. A compound of formula I



15

20

- 30

35

- 40



50

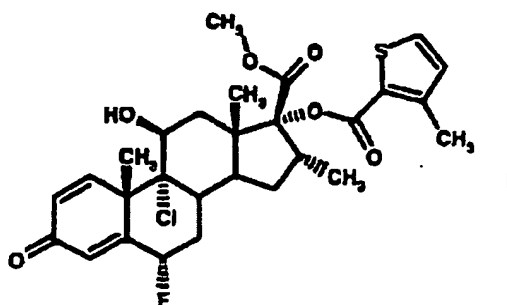
55

- 7**

3. Zusammensetzung nach Anspruch 2, die in inhalierbarer Form vorliegt.
4. Verwendung einer Verbindung nach Anspruch 1 in der Kristallform B für die Herstellung eines Arzneimittels für die Behandlung einer inflammatorischen oder obstruktiven Atemwegserkrankung.
5. Verfahren zur Herstellung einer Verbindung der Formel I in der Kristallform B, wie in Anspruch 1 definiert, das ein Kristallisieren der Verbindung der Formel I, wie in Anspruch 1 definiert, aus einer Lösung davon in Ethanol, Methanol oder Methylenchlorid umfasst.

Revendications

1. Composé de formule



sous une forme cristalline B qui possède un point de fusion, déterminé par analyse calorimétrique différentielle, d'environ 270°C, avec décomposition simultanée, pour une vitesse de montée en température de 20°C/min, et présentant les raies de diffraction caractéristiques suivantes (2θ en degrés angulaires $\pm 0,2^\circ$) dans son image de diffraction aux rayons X : 7,2°, 9,3°, 12,0°, 12,8°, 13,1°, 14,5°, 17,4°, 20,4°, 23,2° et 25,8°.

2. Composition pharmaceutique comprenant en tant que principe actif une quantité efficace du composé de formule 1 sous sa forme cristalline B telle que définie dans la revendication 1, éventuellement en même temps qu'un excipient acceptable d'un point de vue pharmaceutique.
3. Composition selon la revendication 2, qui se présente sous une forme inhalable.
4. Utilisation d'un composé selon la revendication 1 sous sa forme cristalline B pour préparer un médicament destiné au traitement d'une maladie inflammatoire ou obstructive des voies respiratoires.
5. Procédé de préparation d'un composé de formule 1 sous sa forme cristalline B selon la revendication 1, qui comprend la cristallisation du composé de formule 1 tel que défini dans la revendication 1 dans une solution de ce dernier dans l'éthanol, le méthanol ou le chlorure de méthylène.

FIG 1

