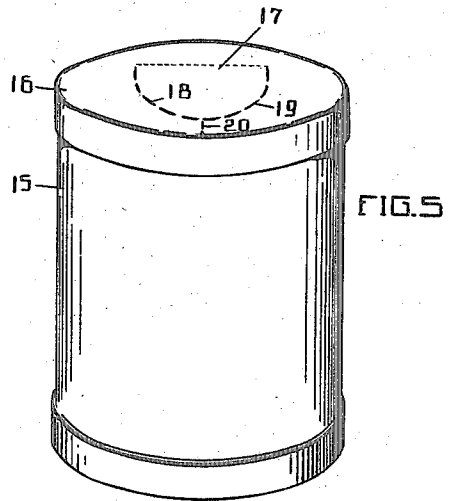
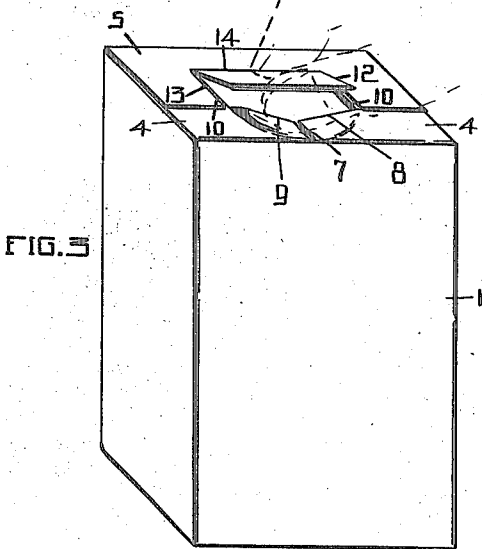
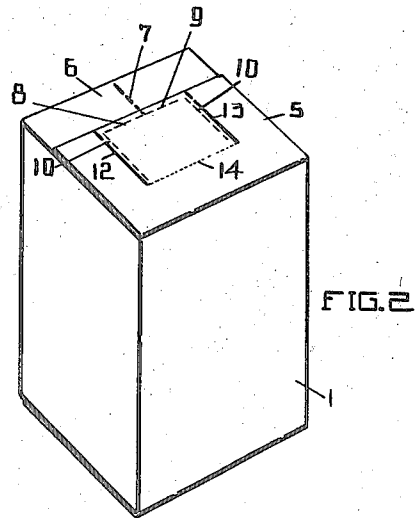
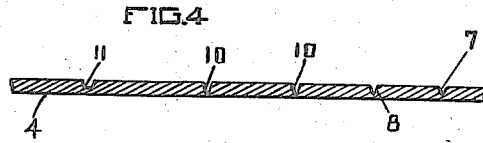
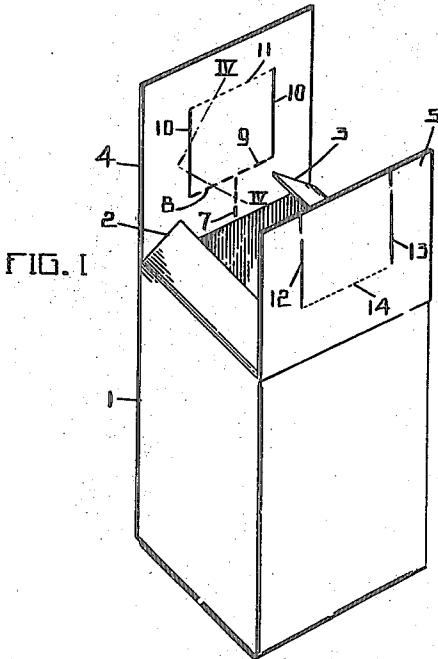


J. E. BLAIN.
ACCESS OPENING.
APPLICATION FILED JUNE 21, 1917.

1,249,005.

Patented Dec. 4, 1917.



INVENTOR
Joseph E. Blain

BY
Geo. K. [Signature]
ATTORNEY

UNITED STATES PATENT OFFICE.

JOSEPH E. BLAIN, OF TOLEDO, OHIO.

ACCESS-OPENING.

1,249,005.

Specification of Letters Patent.

Patented Dec. 4, 1917.

Application filed June 21, 1917. Serial No. 176,013.

To all whom it may concern:

Be it known that I, JOSEPH E. BLAIN, a citizen of the United States of America, residing at Toledo, Lucas county, Ohio, have invented new and useful Access-Openings, of which the following is a specification.

This invention relates to closures, or rather opening features, for containers.

This invention has utility when incorporated in sealed containers, especially in connection with closures which may be readily unsealed for original package destruction as such, but still leaving an effective container.

Referring to the drawings;

Figure 1 is a perspective view of a cardboard or fiber paper carton embodying features of the invention before closed into carton completing sealed position;

Fig. 2 is a perspective view of the carton of Fig. 1 with the flaps sealed into closure forming position;

Fig. 3 is a perspective view of the carton of Fig. 2, showing the unsealing thereof;

Fig. 4 is a section on the line IV—IV, Fig. 1, and

Fig. 5 is a perspective view of a tubular carton provided with the weakened region accessible hinged lid.

The carton of rectangular tube or box form may have the body 1 provided with minor flaps 2, 3, inwardly foldable with adhesive thereon so that flap 4, as a full end closure for the carton may be sealed in position. While in some instances such sealing or closure provision may answer, it is preferred to include the flap 5, to which adhesive may be applied in folding down from the opposite side which may fall short of overlapping to the full extent the flap 4. This leaves therebeyond the weakened region 6 between the flaps 2, 3. In order that this region may be readily depressed, and any rupture defined to be localized, there are the partial scorings or markings in the diverging lines 7, 8, 9, and any rupture tends to work the partings from the juncture of these lines. Lid defining lines or cuts 10 extend from the weakened region 6, preferably to the hinge determining region or groove 11.

In the coaction of the supplemental sealing flap 5 with the flap 4, its edge adjacent the region of the lines 8, 9, has offset register therewith extending slightly beyond the hinged lid of the flap 4. This offset-

register effect for ledge formation is extended about the two sides of the lid between the hinge 11 and the weakened portion 6, by the partial cuts 12, 13, from the hinge 14 of the flap 5, extending slightly beyond the cuts 10 of the flap 4. Further, these lateral ledges for the double thickness lid may be reinforced by the flaps 2, 3.

With the carton charged or loaded, say with foodstuffs, drugs, or other material to be sealed therein by the closure and completing the container as shown in Fig. 3, ready access is had by depressing the region 6 as shown in Fig. 3 in order that along the rupture line 8, 9, a firm hold may be had of the double thickness lid remote from the hinge 11, 14, for uplift of this lid and pouring out or removal of material from the carton as desired. This rupture destroys the original package sealed condition of the carton, but the residual contents need not be exposed to contamination, for the depressed region may be sprung into the initial plane and the lid pressed down against the ledge, resulting in a neat appearing, although unsealed, package.

The single flap embodiment of Fig. 1 may be incorporated in a circular cross-section tubular container of the fiber or cardboard type of body 15, Fig. 5, with the slip cover or closure side 16 having the hinge 17 with partial cuts 18, 19, joining in a weakened region from which juncture extends the marking 20, rupturable for lifting the lid on its hinge.

Notwithstanding the cuts 10, 12, 13, the offset-register with adhesive allows of effective air sealing even without an enveloping sealing or oiled paper jacket.

What is claimed and it is desired to secure by Letters Patent is:

1. A container with side walls, and access provision therefor, consisting of a first weakened line in one of said side walls, and a second weakened line intersecting said first weakened line at a point between its ends, the side wall being rupturable along said weakened lines.

2. A container including side walls, said side walls embodying a relatively movable portion to be raised in opening the container, said portion partially outlined by a weakened line, and a second line extending therefrom to locate a rupturable wall region between said weakened lines.

3. A container embodying side walls, said

side walls including a hinged portion partially outlined by a pair of diverging wall weakening lines, one of which lines determines the hinged portion extent, said wall
5 along said lines rupturable as a depressible region in said portion for ready opening of the portion.

4. A container embodying a side wall, said side wall including a hinged closure
10 portion, said portion remote from the hinge

having its edge defined by a weakened line, there being a second weakened line extending from said edge defining line, said wall rupturable along said lines to form a pair of depressible flaps adjacent the edge defining line and separated by the second line to permit ready opening of the closure portion. 15

In witness whereof I affix my signature.

JOSEPH E. BLAIN.