



US00D354523S

# United States Patent [19]

[11] Patent Number: Des. 354,523

Hiraoka et al.

[45] Date of Patent: \*\* Jan. 17, 1995

[54] VIDEO GAME MACHINE

[75] Inventors: Shigeo Hiraoka; Takayuki Hayami;  
Shinichi Sugihara, all of Osaka, Japan

[73] Assignee: Matsushita Electric Industrial Co.,  
Ltd., Osaka, Japan

D. 321,195 10/1991 Hayashi ..... D14/156 X  
 D. 329,050 9/1992 Ito et al. .... D14/136 X  
 D. 345,994 4/1994 Shian ..... D21/48  
 4,770,416 9/1988 Shimizu et al. .... 273/433 X  
 4,779,873 10/1988 Joergensen ..... 273/433 X

[\*\*] Term: 14 Years

[21] Appl. No.: 14,415

[22] Filed: Oct. 21, 1993

### OTHER PUBLICATIONS

Playthings, 1979, p. 53, as circled.  
 Playthings, Feb. 1980, p. 110, as circled.

*Primary Examiner*—Prabhakar G. Deshmukh  
*Attorney, Agent, or Firm*—Sughrue, Mion, Zinn,  
 Macpeak & Seas

[30] Foreign Application Priority Data

Apr. 23, 1993 [JP] Japan ..... 5-12218

[52] U.S. Cl. .... D21/48; D14/136;  
D14/156; D14/107; D14/109

[58] Field of Search ..... D21/1, 13, 48;  
273/148 B, 433-438, DIG. 28; D14/124, 125,  
217, 136, 156, 135, 299, 160, 161, 168, 107, 109

### CLAIM

[57] The ornamental design for a video game machine, as shown and described.

[56] References Cited

U.S. PATENT DOCUMENTS

### DESCRIPTION

FIG. 1 is a front, top and right side perspective view of a video game machine showing our new design;  
 FIG. 2 is a rear, bottom and left side perspective view thereof; and,  
 FIG. 3 is a perspective view thereof similar to that of FIG. 1 with a front drawer thereof in partially open position.

D. 259,937 7/1981 Heuel et al. .... D21/13  
 D. 321,191 10/1991 Ito et al. .... D14/136 X

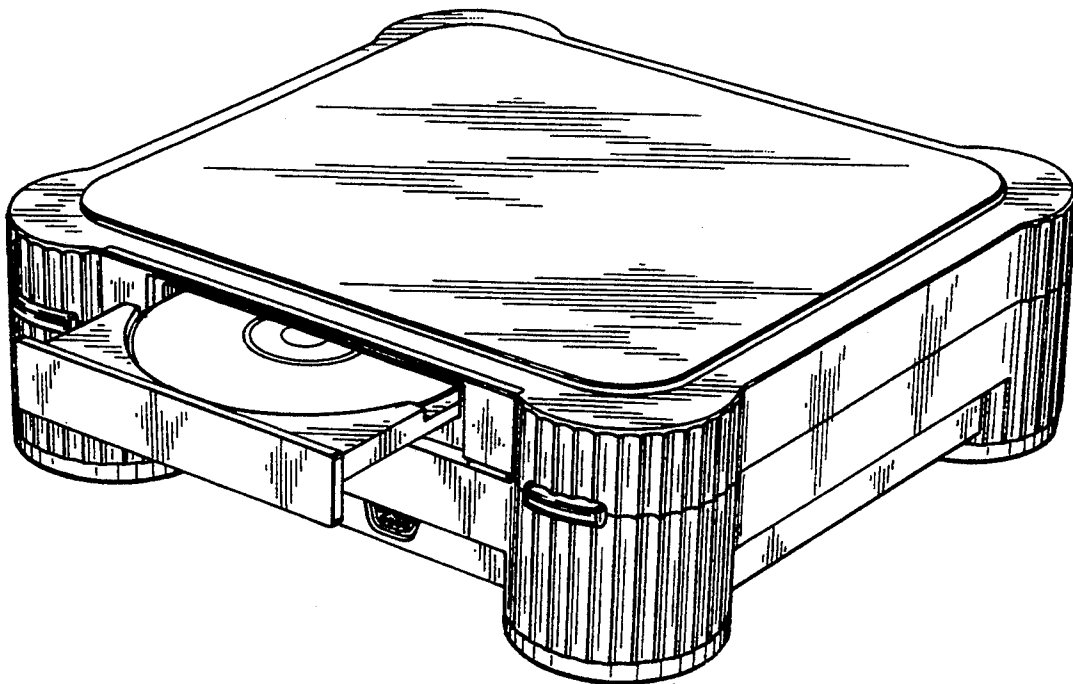


FIG. 1

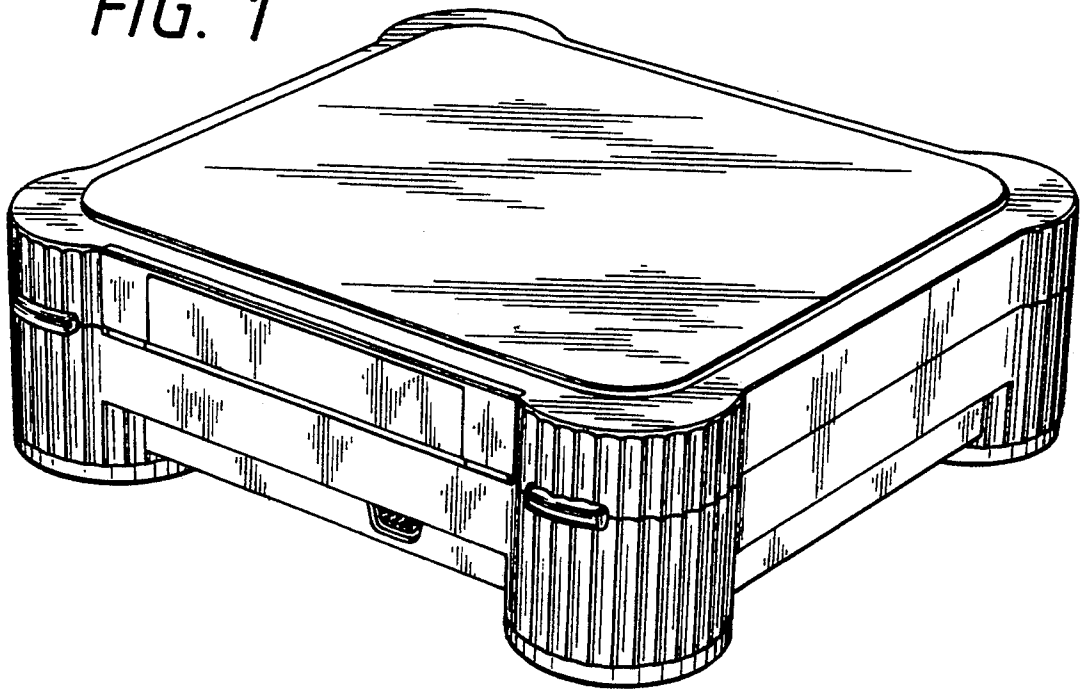
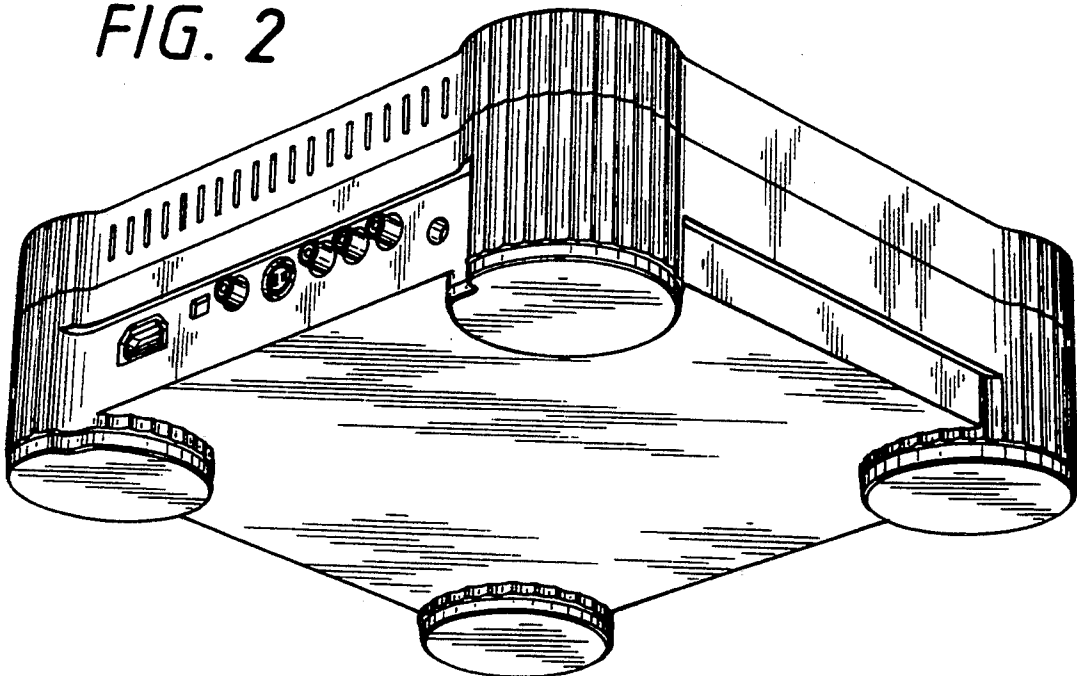


FIG. 2



*FIG. 3*

