

(19) World Intellectual Property Organization
International Bureau



(43) International Publication Date
11 October 2001 (11.10.2001)

PCT

(10) International Publication Number
WO 01/76249 A1

- (51) International Patent Classification⁷: H04N 7/173
- (21) International Application Number: PCT/US01/10235
- (22) International Filing Date: 30 March 2001 (30.03.2001)
- (25) Filing Language: English
- (26) Publication Language: English
- (30) Priority Data:
60/193,894 31 March 2000 (31.03.2000) US
- (71) Applicant: UNITED VIDEO PROPERTIES, INC.
[US/US]; 7140 South Lewis Avenue, Tulsa, OK 74136 (US).
- (72) Inventors: THOMAS, William, L.; 11611 South 70th East Avenue, Bixby, OK 74008 (US). BEREZOWSKI, David, M.; 6706 South 91st East Avenue, Tulsa, OK 74133 (US). ELLIS, Michael, D.; 1300 Kingwood Place, Boulder, CO 80304 (US). MOORE, S., Sean; 2624 East 14th

Street, Tulsa, OK 74104 (US). DEWEESE, Toby; 4721 East 87th Street, Tulsa, OK 74137 (US).

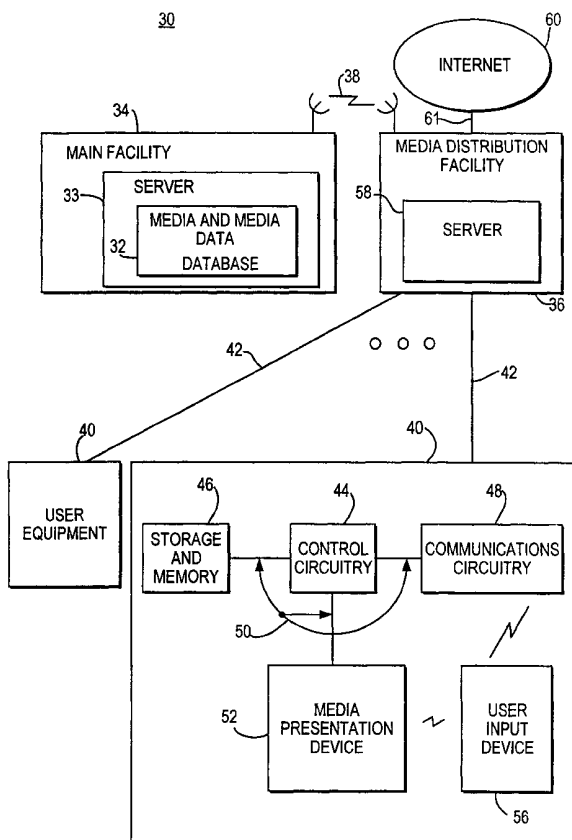
(74) Agents: PIERRI, Margaret, A. et al.; c/o Fish & Neave, 1251 Avenue of the Americas, New York, NY 10020 (US).

(81) Designated States (national): AE, AG, AL, AM, AT, AU, AZ, BA, BB, BG, BR, BY, BZ, CA, CH, CN, CO, CR, CU, CZ, DE, DK, DM, DZ, EE, ES, FI, GB, GD, GE, GH, GM, HR, HU, ID, IL, IN, IS, JP, KE, KG, KP, KR, KZ, LC, LK, LR, LS, LT, LU, LV, MA, MD, MG, MK, MN, MW, MX, MZ, NO, NZ, PL, PT, RO, RU, SD, SE, SG, SI, SK, SL, TJ, TM, TR, TT, TZ, UA, UG, UZ, VN, YU, ZA, ZW.

(84) Designated States (regional): ARIPO patent (GH, GM, KE, LS, MW, MZ, SD, SL, SZ, TZ, UG, ZW), Eurasian patent (AM, AZ, BY, KG, KZ, MD, RU, TJ, TM), European patent (AT, BE, CH, CY, DE, DK, ES, FI, FR, GB, GR, IE, IT, LU, MC, NL, PT, SE, TR), OAPI patent (BF, BJ, CF, CG, CI, CM, GA, GN, GW, ML, MR, NE, SN, TD, TG).

[Continued on next page]

(54) Title: INTERACTIVE MEDIA SYSTEM AND METHOD FOR PRESENTING PAUSE-TIME CONTENT



(57) Abstract: Interactive media systems and methods are provided for substituting pause-time content in place of media that has been paused. The user may pause media such as real-time media, video-on-demand media, near video-on-demand, or recorded media. If the user pauses real-time media or near video-on-demand media, the interactive media application may store the media. The interactive media application may also provide the user with the ability to rewind, resume play of, and fast-forward the media. The pause-time content may be audio or video media and may be an advertisement, trivia, program summaries or any other suitable pause-time content. The interactive media application may provide customized pause-time content specific to the user or specific to the media paused by using media data associated with the media. The interactive media application may also prevent the user from accessing features (e.g., fast-forward) of the system.



WO 01/76249 A1



Declarations under Rule 4.17:

- *as to applicant's entitlement to apply for and be granted a patent (Rule 4.17(ii)) for all designations*
- *as to the applicant's entitlement to claim the priority of the earlier application (Rule 4.17(iii)) for all designations*

For two-letter codes and other abbreviations, refer to the "Guidance Notes on Codes and Abbreviations" appearing at the beginning of each regular issue of the PCT Gazette.

Published:

- *with international search report*

INTERACTIVE MEDIA SYSTEM AND METHOD
FOR PRESENTING PAUSE-TIME CONTENT

This application claims the benefit of United States Provisional Application No. 60/193,894, filed
5 March 31, 2000, the disclosure of which is hereby incorporated by reference herein in its entirety.

Background of the Invention

This invention relates to an interactive media application and, more particularly, to an
10 interactive media application that provides for pausing media.

Audio and video media, such as broadcast television programs, cable television programs, pay-per-view programs, video-on-demand (VOD)
15 programs, near video-on-demand (NVOD) programs, music, promotional material, and other types of media are typically distributed to viewers over wired or wireless networks. Near video-on-demand and video-on-demand systems allow users to view media nearly on-demand or
20 on-demand. Wired and wireless networks may include one-way cable or two-way cable television systems, broadcast television systems, satellite service networks such as digital broadcast satellite (DBS) systems, the Internet, or any other suitable means for
25 delivering audio and video media.

- 2 -

Viewers and listeners of such media typically record the media on video cassettes, audio cassettes, compact disks, digital storage media, or the like. Recently, products have been developed that provide users with increased flexibility in managing what they watch and record. Personal video recorders such as the Philips™ HDR612 Tivo™ Personal TV Recorder and ReplayTV™ 3060 digital video recorder can record programs on a hard disk drive. Personal video recorder systems may provide users with video cassette functionality such as recording programs, scheduling recording of programs, allowing a user to watch one program while simultaneously recording another program, etc. In addition, personal video recorder systems may provide features that are not available with video cassette recorders such as the ability to pause real-time media (e.g., to answer the telephone or to answer the door) and then resume watching the media at the point where the media was initially paused. This provides the user with immediate control over watching real-time media. For example, there may be no need for the user to locate a blank video cassette to start recording the media that the user may miss.

Current personal video recorder systems such as Tivo™ based systems and ReplayTV™ systems display the last frame currently viewed by the viewer when the media is paused. For anyone viewing the media, the duration of time that the media is paused may be considered useless or uninformative.

Personal video recorder systems also allow users to fast-forward through commercial breaks when media is being played back. Some systems exist that are designed to play back recorded media without the

- 3 -

commercial breaks for a viewer's convenience.

Advertisers and the like who pay for time slots within the commercial breaks may prefer, however, to reach the viewers with their promotional material.

5 It is therefore an object of the present invention to provide an improved interactive media application.

 It is a more particular object of the present invention to provide an interactive media application
10 that presents pause-time content to users while media is being paused.

 It is also an object of the invention to provide an interactive media application that restricts users from fast-forwarding through certain designated
15 media.

Summary of the Invention

 These and other objects of the invention are accomplished in accordance with the principles of the present invention by providing an interactive media
20 application that may display pause-time content when a user pauses media that is being played.

 The interactive media application may enable a user to pause media that is being played. The media may be real-time programing, near video-on-demand
25 programming, video-on-demand programming, recorded programs, or any other suitable type of media. When the media is paused, the interactive media application may substitute pause-time content in place of the paused media. Pause-time content may include media
30 such as graphics, text, animations, music, promotions, advertisements, summaries, trivia, or any other suitable media. The interactive media application may

- 4 -

substitute customized pause-time content that is related to the media paused by the user, such as a summary of the events viewed up until the point at which the media was paused. The media may have
5 associated media data such as metadata, identifiers, universal resource locators, interactive media application control information, or any other suitable information that is associated with the media. The interactive media application may substitute specific
10 pause-time content based upon the media data to provide, for example, pause-time content related to the paused media.

The interactive media application may also prevent users from accessing features of the system at
15 certain times. For example, the interactive media application may prevent the user from fast-forwarding through certain time slots within a commercial break. The interactive media application may restrict the user's actions based upon the content of the media data
20 associated with the media currently being played.

Brief Description of the Drawings

The above and other objects and advantages of the invention will be apparent upon consideration of the following detailed description, taken in
25 conjunction with the accompanying drawings, in which like reference characters refer to like parts throughout, and in which:

FIG. 1 is a schematic diagram of an illustrative interactive media system in accordance
30 with the present invention;

FIG. 2 shows an illustrative interactive media display screen in which pause-time content is

- 5 -

being substituted for paused media in accordance with one embodiment of the present invention;

FIG. 3 shows an illustrative interactive media display screen in which the user has resumed
5 playing media in accordance with one embodiment of the present invention;

FIG. 4 is a flowchart of illustrative steps involved with substituting pause-time content for real-time media in accordance with one embodiment of the
10 present invention;

FIG. 5 is a flowchart of illustrative steps involved with substituting pause-time content for near video-on-demand media in accordance with one embodiment of the present invention;

FIG. 6 is a flowchart of illustrative steps involved with substituting pause-time content for recorded media or video-on-demand media in accordance with one embodiment of the present invention;

FIG. 7 is a flowchart of illustrative steps
20 involved with preventing the user to access features in accordance with one embodiment of the present invention; and

FIG. 8 shows an illustrative screen that indicates that fast-forwarding is prohibited in
25 accordance with one embodiment of the present invention.

FIG. 9 is a flowchart of illustrative steps involved with the media data instructing the interactive media application to store certain portions
30 of the media in accordance with one embodiment of the present invention.

- 6 -

Detailed Description of Preferred Embodiments

An illustrative interactive media system 30 in accordance with the present invention is shown in FIG. 1. Illustrative interactive media system 30 may include main facility 34, media distribution facility 36, and user equipment 40. Illustrative interactive media system 30 may include multiple main facilities, but only one main facility 34 is illustrated in FIG. 1 to avoid over complicating the drawing. For clarity the invention will be primarily discussed in connection with the use of one such main facility. Main facility 34 may include server 33 for storing and distributing media and media data from media and media data database 32, which may be used for storing media and media data. Main facility 34 may also store and distribute pause-time content, which may be media, media data, or both. Media may include audio and video media such as broadcast television programs, cable television programs, pay-per-view programs, video-on-demand (VOD) programs, near video-on-demand (NVOD) programs, music, promotional material, or any other suitable type of media. Media data may include data associated with the media such as metadata, identifiers, universal resource locators, interactive media application control information, program guide information (e.g., program guide listings data, pay-per-view ordering information, program promotional information, or any other suitable program guide information) or any other suitable data. Main facility 34 may distribute the media and media data to multiple media distribution facilities 36 via communications paths such as communications path 38. Communications path 38 may be any suitable communications path, such

- 7 -

as a satellite link, a cable link, a fiber-optic link, a microwave link, a telephone network link, an Internet link, or a combination of such links. If it is desired to transmit video signals (e.g., television programs) over communications path 38 in addition to data signals, a relatively high bandwidth link such as a satellite link may be preferable to a relatively low bandwidth link such as a telephone line. Only one distribution facility 36 is illustrated in FIG. 1 to avoid over complicating the drawing. For clarity, the invention will be primarily discussed in connection with the use of one such distribution facility.

Media distribution facility 36 may be a broadcast television facility, a cable system headend, a satellite distribution facility, a broadcast music facility, or any other suitable media distribution facility for transmitting media, pause-time content, and any suitable information to user equipment 40. Media distribution facility 36 may include server 58. Server 58 may be capable of handling media such as text, images, graphics, audio, video, any other suitable media, or a combination of such media. Server 58 may include a database for storing media, media data, pause-time content or any other suitable content. In addition, server 58 may be capable of providing interactive services such as near video-on-demand (NVOD) and video-on-demand (VOD). Server 58 may be based on one or more computers.

Media data, which is associated with media, may include information such as metadata, identifiers, universal resource locators (URL's), interactive media application control information, or any other suitable information that may be associated with the media. For

- 8 -

example, if the media is television, its associated media data may include information on the type of program that is being presented to the user such as comedy, movie, sports, etc., the URL to the program's Web site, or any other suitable information. Media distribution facility 36 may receive the media data from main facility 34 via communications path 38. If desired, some or all of the media data may be provided using data sources at facilities other than main facility 34. For example, media distribution facility 34 may receive the media data from Internet 60 via communications path 61, which may be a T1 link, a digital subscriber line (DSL) link, cable modem link, analog modem link, or any other suitable link.

Media data may be distributed along with its associated media using an in-band or out-of-band technique and may use digital or analog techniques. Media data may be distributed continuously, periodically, or on-demand to user equipment 40.

Media distribution facility 36 may distribute various audio and video media such as television programs, cable television programs, satellite programs, pay-per-view programs, VOD programs, NVOD programs, music programs, promotional material, or any other suitable type of media to user equipment 40 over communications paths 42. Media distribution facility may also distribute pause-time content, which may be any combination of text, graphics, audio, video, animations, trivia, promotions, advertisements, music, or any other suitable media content to user equipment 40.

Each media distribution facility 36 may have a number of associated users, each of which may have

- 9 -

user equipment 40 coupled to media distribution facility 36 via one of communications paths 42. User equipment 40 may be equipment such as user television equipment, user computer equipment (e.g., a desktop
5 computer, a laptop computer, a notebook computer, a handheld computing device such as a personal digital assistant or other small portable computer, etc.), user music equipment (e.g., a stereo) or any other suitable user media equipment for implementing the interactive
10 media application. The interactive media application may be implemented locally on user equipment 40 or may be implemented using a client-server or distributed architecture where some of the application is implemented locally on user equipment 40 in the form of
15 a client process and some of the application is implemented at a remote location (e.g., media distribution facility 36) as a server process.

User equipment 40 may include components such as control circuitry 44, memory and storage 46,
20 communication circuitry 48, media presentation device 52, and user input device 56 for implementing the interactive media application. The components may be configured to support functions of the interactive media application such as receiving media, media data,
25 and pause-time content, recording media in storage, simultaneously recording and playing media, playing recorded media from storage, and sending and receiving application data and information. Control circuitry 44 may communicate with and control storage and memory 46,
30 communications circuitry 48, and media presentation device 52 using communications paths 50. Paths 50 may be hard wired, wireless (e.g., Bluetooth), optical paths or the like.

- 10 -

Storage and memory 46 may include a magnetic media recorder (e.g., hard disk drive or the like), memory (e.g. flash memory, EEPROM, or the like), a videocassette recorder, a digital recording device, any
5 other suitable memory and storage device, or any suitable combination thereof. Some or all of memory and storage 46 may be located external to the device that contains control circuitry 44.

Control circuitry 44 may provide media
10 presentation device 52 with media and pause-time content stored in storage and memory 46. Control circuitry 44 may also provide media presentation device 52 with media and pause-time content that is received from communications circuitry 48. Media presentation
15 device 52 may be a television, a computer system with monitor and speakers, a stereo system, or any other suitable presentation device.

The user may interact with control circuitry 44 using input device 56. User input device 56 may be
20 a remote control, a keyboard, a wireless keyboard, a display remote, a handheld computer, a mouse, a trackball, a touch pad, or any other suitable interactive interface. User input device 56 may transmit signals to communications circuitry 48 or
25 media presentation device 52 via any suitable communications path, such as a hard wired or wireless path.

Communications paths 42 may be any suitable type of link that allows media distribution facility 36
30 to distribute media, pause-time content, media data, program schedule information, and any other suitable information to user equipment 40. For example, if media distribution facility 36 is a cable headend,

- 11 -

communications paths 42 may be cable. If media distribution facility 36 is a music broadcast facility, communications paths 42 may be a wireless link. There may also be more than one communications path 42

5 coupling each user equipment 40 to media distribution facility 36. For example, if media distribution facility 36 is a cable headend, user equipment 40 may receive information and media from media distribution facility 36 via a cable link and may transmit

10 information to media distribution facility 36 via a dial-up modem connection or any other suitable link. Each of communications paths 42 may be unidirectional or bidirectional.

The features of the present invention are

15 sometimes described herein in the context of an interactive media application implemented on user television equipment. This is only illustrative. An interactive media application implemented on any suitable platform (user computer equipment, user music

20 equipment, or any other suitable platform) may be used to provide such features. In computer arrangements, on-screen options may be selected by clicking on them using a mouse pointer or other pointing arrangement. In television arrangements, on-screen options and icons

25 may be made larger than they appear in computer-based arrangements to accommodate the greater viewing distance from which televisions are typically operated. Options may be selected by highlighting them using remote control arrow keys and by pressing an

30 appropriate key such as an OK or enter or select key.

In a user television environment, the interactive media system may allow the user to interact with the interactive media application using user input

- 12 -

device 56. In one suitable approach, the user may interact with the interactive media application using specific keys or selectable options on a remote control or other suitable user input device. The user may also
5 interact with the interactive media application by navigating a highlight and selecting options displayed on the television. The interactive media application may include or be integrated with an interactive program guide. The interactive media application may
10 access program guide information (e.g., from program guide database 32) to provide the user with program guide information, for example, in the form of an interactive program guide.

In one suitable embodiment, multiple
15 television and audio channels (analog, digital, or both analog and digital) may be provided to user equipment 40 via communications paths 42. If desired, pause-time content may be distributed by one or more distribution facilities that are similar to, but separate, from
20 media distribution facility 36 using communications paths that are separate from communications paths 40 (e.g., using Internet paths).

In one suitable embodiment, the interactive media application may provide the user with access to
25 real-time media. The real-time media may, for example, be television programming, music programming or any other suitable media. The real-time media may be presented to the user on media presentation device 52. The interactive media application may provide the user
30 with the ability to pause the real-time media. This may be done, for example, by pressing a pause button on a remote control. In response to the pause command, the interactive media application may direct the real-

- 13 -

time media to be stored at user equipment 40 (e.g., in storage and memory 46). In another suitable approach, the interactive media application may direct the real-time media to be stored on a remote server. The remote
5 server may be located at distribution facility 36, at a storage facility accessible via the Internet, or at any other suitable remote location. The real-time media may be stored from substantially the same point in time as the issuance of the pause command and onwards. In
10 another suitable approach, the real-time media may begin being stored at the same point in time as the issuance of the pause command or shortly thereafter. While the real-time media is being paused, the interactive media application may present pause-time
15 content to the user.

Upon receiving a resume command, the interactive media application may continue to play the real-time media from the point at which it was paused. The user may resume play of the real-time media by
20 pressing a play button, by pressing the pause button a second time, or by any other suitable method. In order to play the real-time media from the point at which it was paused, the interactive media application may retrieve the real-time media from storage. The real-
25 time media, retrieved from storage, may be played back delayed in time from the real-time media that user equipment 40 is receiving. While the delayed real-time media is being played from storage, the interactive media application may continue to store the real-time
30 media. The interactive media application may also provide the user with the ability to fast-forward and rewind the delayed real-time media. If the delayed real-time media is fast-forwarded until there is no

- 14 -

delay between the delayed real-time media and the real-time media, then the interactive media application may play the real-time media as it is received with user equipment 40 instead of from storage. The interactive media application may also at that point stop storing the real-time media until the media is paused again.

In another suitable approach, the interactive media application may continuously store the real-time media that the user is playing. The interactive media application may, for example, store the previous half hour or any other suitable time period of media that has been played. In this embodiment, the real-time media that is being played is always retrieved from storage. The real-time media may be played at substantially the same time at which user equipment 40 receives the real-time media. The interactive media application in this embodiment may enable the user to rewind, pause, and fast-forward the real-time media.

Media distribution facility 36 may, in one suitable approach, provide the pause-time content to user equipment 40. Pause-time content may also be distributed to user equipment 40 from Internet 60 via communications paths other than communications path 42 or from any other facility or location remote from media distribution facility 36. Pause-time content may be distributed on-demand from server 58 or continuously on a broadcast channel (e.g., on an analog channel, digital channel, vertical blanking interval, side band, or by any other suitable method). Pause-time content may also be distributed periodically or by any other suitable method to user equipment 40.

The interactive media application may substitute pause-time content that may not be related

- 15 -

to the media currently played by the user. For example, the interactive media application may substitute pause-time content that is continuously provided to user equipment 40, for example, on a specific broadcast channel. In this approach, all users of a specific media distribution facility may be played the same pause-time content while media is paused.

The interactive media application may also substitute pause-time content that is specific to the media that is being paused or specific to each user. The pause-time content may be an advertisement associated with the media, a summary of the events that have transpired up until the point in time at which the media was paused, trivia or facts related to the media, a link to the Web site of the media, or any other suitable media or application associated with the media. The interactive media application may monitor a user's activities to provide a customized pause-time experience for that user. For example, the interactive media application may substitute specific advertisements of upcoming media events to the user based on the type of media that the user has historically played.

The interactive media application may store some or all of the pause-time content on user equipment 40. The interactive media application may update the stored pause-time content periodically, on-demand, via polling, or by any other suitable approach. Specific pause-time content may be stored and updated according to the media data. For example, if a golf related media program is available to the user, the interactive media application may store a first advertisement

- 16 -

featuring Callaway™ irons. If the user pauses the golf related media program, then the first advertisement may be played to the user. The interactive media application may subsequently replace the first
5 advertisement and store a second advertisement featuring Ping™ putters. This way, if the user pauses the golf related media program for a second time, the user is presented with updated pause-time content.

In order to substitute customized pause-time
10 content, the interactive media application may monitor the content of the media data associated with the media. Media data may be data such as identifiers, URL's, interactive media application control instructions, feature access information, metadata,
15 program guide data or any other data related to the media and pause-time content. Media data may describe the media or pause-time content presented by user equipment 40. For example, media data may include information describing the content of a program, the
20 clothes that an actor is wearing, the equipment used by the actors, the geographic location where the program takes place, whether media (e.g., commercials) can be skipped on playback, or any other suitable media or pause-time content information. Media data for media
25 may contain an identifier to specific pause-time content stored by the system (e.g., in media distribution facility 36). When the user pauses the currently viewed media, the interactive media application may, for example, retrieve pause-time
30 content from media distribution facility 36 based upon an identifier contained within the media data associated with currently paused media. In another embodiment, the interactive media application may, for

- 17 -

example, substitute advertisements linked to metadata contained within the media data. Metadata-linked advertisements are described, for example, in Moore et al. U.S. patent application No. _____ (Attorney
5 Docket No. UV-192), filed _____, which is hereby incorporated by reference herein in its entirety.

Media data may also contain instructions or commands for the interactive media application. The media data may include instructions such as
10 instructions to record certain portions of the media that is playing (e.g., to create a video summary), instructions to prevent the user from fast-forwarding through the media, or any other suitable instructions. For example, when the user is viewing a sporting event
15 such as basketball, the interactive media application may be instructed by the media data associated with the sporting event to record replays (i.e., the second showing of a play just viewed) of a "great basketball play" as the replay is presented for the second time.
20 This way, a collection of "great plays" may be compiled and stored by the interactive media application and substituted upon pause to provide a video summary highlighting the best plays of the game.

In another suitable approach, media data
25 associated with media such as video-on-demand, near video-on-demand, or any other suitable media may instruct the interactive media application to record certain portions of the media as it is presented to the user. In this approach, the media data may, for
30 example, instruct the interactive media application to record certain portions (e.g., important scenes of a movie) of the media. The media data associated with the media may instruct the interactive media

- 18 -

application to record different scenes of the media each time the user views the same media. For example, the media data may instruct the interactive media application to record different themes (e.g., a
5 compilation of action scenes, plot scenes, romance scenes, or any other suitable category of the media) of media each time the user is presented with the same media. If desired, the interactive media application may compile a summary (e.g., a shortened version of a
10 theatrical movie trailer) specific to the media viewed by the user.

Media data may be received by the interactive media application in a variety of different ways. In one suitable approach, media data may be received in
15 conjunction with pause-time content or media, received separately from the viewed media, or by any other suitable reception means. When the media data is received in conjunction with the pause-time content or media, it may, for example, be incorporated, hidden, or
20 ingrained (e.g., in the vertical blanking interval or on a side band) with the media or real-time signal received by user equipment 40. In such an approach, the interactive media application may process the media signal to obtain the media data (e.g., identifier,
25 instructions, URL, etc.).

The interactive media application may also obtain the media data associated with the played media by monitoring, for example, the channel that the user is viewing. The interactive media application using
30 this information (e.g., channel information) and the current time, may access a database that contains the media data for the channels that are available to the user in order to obtain the desired media data. For

- 19 -

example, when the user is viewing channel five, the interactive media application may check the database and determine that the media data associated with channel five indicates that channel five is playing a comedy. In this case, the interactive media application may substitute comedy related pause-time content if the user pauses the media.

When the interactive media application stores media (e.g., during the pausing of media, when the media has been scheduled to be recorded, etc.), the application may also store the media's associated media data. The stored media data may, for example, enable the interactive media application to provide customized pause-time content, prevent access to application features at certain times (e.g., preventing fast-forwarding of certain media), or perform any other suitable actions when the user is playing delayed real-time media, delayed near video-on-demand media, or recorded media. For example, when the user pauses previously recorded media, the interactive media application may access its associated stored media data so that the appropriate pause-time content may be substituted for the paused recorded media.

The interactive media application may provide the user with the ability to personalize pause-time content presented to the user. For example, the user may select the type of pause-time content that is presented by the interactive media application when the media is paused. The interactive media application may also provide the user with the ability to select the type of pause-time content that is presented for specific types of media. The different types of pause-time content may include trivia, summaries, interviews,

- 20 -

broadcast video, music, promotions, advertisements, or any other suitable pause-time content. For example, if the media is "home improvement" or "build it yourself" oriented programming, the user may select promotions and advertisements as the presented pause-time content. This way, the user may be, for example, presented with different promotions on power tools, building supplies, hand tools, or any other suitable home building related promotions during pause. In another suitable approach, the user may be able to prevent certain types of pause-time content to be presented when the media is paused.

The interactive media application may provide the user with the ability to change the pause-time content being provided to the user. For example, if the user is presented with a pause-time content promotion that has been previously presented, the user may advance to the next promotion by pressing, for example, a button on a remote control. The user may also be provided with the ability to change the type of pause-time content currently being presented to a different type of pause-time content. If the user is viewing pause-time content that is an interview, the user may change the pause-time content to, for example, an advertisement or any other suitable pause-time content.

The interactive media application may also display information on user equipment 40, for example, in the form of an overlay, an interactive overlay, a program guide screen, or in any other suitable display format. The interactive media application may display information to inform the user as to the status of the interactive media application or in response to user inputs (e.g., play, pause, fast-forward, rewind, stop,

- 21 -

etc.). These display screens may be displayed for a certain period of time and then time out or may be removed in response to a user input (e.g., by pressing a button on user input device 56). The interactive
5 media application may also display additional information such as program guide information (e.g, title information), the current time and date, information that indicates how much time delay exists between the displayed media and the real-time media, or
10 any other suitable information.

An illustrative display screen that may be displayed by the interactive media application is shown in FIG. 2. Screen 200 of FIG. 2 may be displayed when the user pauses real-time media. As illustrated, the
15 user has paused the movie "Braveheart." The interactive media application has substituted the Web site for the movie "Braveheart" in place of the paused movie. Screen 200 may include options 205 that the user may select with indicator 210. Options 205 on the
20 Web site may include "Cast and Characters," "Reviews," "Theatrical Trailer," "The Making of Braveheart," or any other suitable options. The user may navigate indicator 210 to a desired option by using, for example, up and down arrow keys. A user may select a
25 desired option by pressing an "Ok" or "Enter" key or by any other suitable method. For example, if the user selects "Reviews," the interactive media application may display one or more reviews of "Braveheart."

Screen 200 may also include overlay 215.
30 Overlay 215 may include status indicator 220 that informs the user the current status of media. Overlay 215 may also include time indicator 225. Time indicator 225 may inform the user how much time has

- 22 -

elapsed between the point in time at which the media has been paused and the point in time in the media that is currently being received by user equipment 40. As illustrated, "Braveheart" has been paused for three
5 minutes and forty-nine seconds.

If the user resumes play of the paused real-time media, the interactive media application may display illustrative display screen 300 as shown in FIG. 3. The interactive media application may resume
10 playing the movie "Braveheart" from substantially the same point in time at which the movie was paused. Screen 300 may also include interactive overlay 305. Interactive overlay 305 may illustrate the different options available to the user. As illustrated, the
15 user may be able to rewind, pause, and fast-forward the delayed media. Pause option 310 is highlighted to indicate that if the user presses, for example, the "Select" key, then the interactive media application may pause the media. The user may also be able to
20 navigate the highlight to either the rewind or fast-forward options. In another suitable approach, the user may press designated buttons on user input device 52 to pause, fast-forward, rewind, or to perform any other suitable function. If the user presses a
25 designated button, a highlight corresponding to the selected button may be presented on screen 300 to indicate which button was selected. Interactive overlay 305 may also include time indicator 225. As illustrated, time indicator 225 is displayed in a
30 graphical format. Bar 315 denotes the length of the entire movie. Present position indicator 320 represents the point of the movie that is currently being displayed. Real-time indicator 325 represents

- 23 -

the point in the real-time media that is currently being received by user equipment 40. If, for example, the user fast-forwards the media, present position indicator 320 may move closer to real-time indicator 5 325. If the present position indicator 320 and the real-time indicator 325 refer to the same point within the media, then the user may not be allowed to fast-forward beyond that point.

FIG. 4 is a flow chart of illustrative steps 10 that may be involved for allowing the user to pause real-time media and playing pause-time content. The real-time media may, for example, be television programming such as broadcast programming, cable programming, and pay-per-view programming, music 15 programming, or any other suitable type of real-time media. At step 410, the interactive media application may provide the user with the ability to pause real-time media. The real-time media may be music programming such as "The Greatest Hits of Pink Floyd." 20 For example, the user may pause the music programming by pressing the pause button on user input device 56 or by any other suitable method.

At step 420, the interactive media application may substitute pause-time content and 25 record the real-time media. The pause-time content may be any suitable pause-time content such as pause-time content specific to the media paused or specific to the user. The pause-time content may be any media such as graphics, text, animations, music, promotions, 30 advertisements, summaries, trivia, Web Sites or any other suitable media or combination of media. The interactive media application may monitor the content of the media data associated with the media in order to

- 24 -

provide the pause-time content specific to the paused media. The interactive media system may substitute pause-time content such as an audio interview with Roger Waters in place of "The Greatest Hits of Pink
5 Floyd." This pause-time content or any other pause-time content may be substituted until the user resumes play of the real-time media.

At step 430, the interactive media application may resume playing the real-time media at
10 substantially the same point in time at which the real-time media was paused. The interactive media application may, for example, resume play of the paused real-time media a few seconds before the pause, at the
15 exact moment in time the media was paused, or a few seconds after the pause. The user may, for example, press the pause button again on user input device 56 or any other suitable device to resume play of the real-time media.

It will be understood that the steps shown in
20 FIG. 4 are merely exemplary and that additional steps may be added and some of the steps may be omitted or modified. For example, the above steps may also be used for allowing a user to pause near video-on-demand media.

25 In another suitable approach for pausing NVOD media, the interactive media application may not record the NVOD media when the user pauses the media. Typically, NVOD media may be provided by a server (e.g., server 58) that distributes the same media
30 program at regular intervals (e.g., every five minutes). In such an approach, the interactive media application may play a later showing of the NVOD media when the user resumes play of the media.

- 25 -

FIG. 5 is a flow chart of illustrative steps that may be involved for allowing the user to pause NVOD media and substituting pause-time content. At step 510, the user may be provided with the ability to
5 pause the NVOD media that is currently playing.

At step 520, the interactive media application may substitute pause-time content in place of the NVOD media. The pause-time content may be any suitable pause-time content such as pause-time content
10 specific to the media paused or specific to the user. In addition, the pause-time content may be any media such as graphics, text, animations, music, promotions, advertisements, summaries, trivia, Web Sites or any other suitable media or combination of media. The
15 interactive media application may monitor the content of the media data associated with the NVOD media in order to provide pause-time content specific to the paused media. The pause-time content may be played until the user resumes play of the NVOD media.

20 At step 530, the interactive media application may resume playing the NVOD media by playing a later showing of the NVOD media. For example, if the NVOD media is distributed every five minutes and the user pauses the media for thirty
25 minutes, then the interactive media application may resume playing the NVOD media by playing the sixth following showing of the NVOD media.

It will be understood that the steps shown in FIG. 5 are merely exemplary and that additional steps
30 may be added and some of the steps may be omitted or modified. For example, at step 520, the interactive media application may also inform the user how much time is remaining until the next showing of the NVOD

- 26 -

media will line up with the currently paused NVOD media.

The interactive media application may also provide the user with the ability to access video-on-demand media. The interactive media application may, for example, access VOD media in a client-server arrangement. The VOD media may be stored on a VOD server (e.g., at media distribution facility 36) that is located remote from user equipment 40. The interactive media application may use program guide information to inform the user of available VOD media. This information may be accessed by the user through an interactive program guide. When the user pauses VOD media, the interactive media application may stop playing the media from the VOD server and substitute pause-time content. When the user resumes play of the VOD media, the interactive media application may resume playing the media from the VOD server at the point in time at which it was paused.

The interactive media application may operate in a similar manner with recorded media. However, instead of accessing the media from a server located remote from user equipment 40, the interactive media application may access the recorded media locally at user equipment 40. The interactive media application may provide the user with the ability to record media by, for example, selecting programs for recording from an interactive program guide.

FIG. 6 is a flow chart of illustrative steps that may be involved for allowing the user to pause VOD or recorded media and substituting pause-time content. At step 610, the user may be provided with the ability

- 27 -

to pause the VOD or recorded media that is currently playing.

At step 620, the interactive media application may substitute pause-time content in place
5 of the paused VOD or recorded media. The interactive media application may substitute, for example, unrelated pause-time content that is continuously provided to user equipment 40 on a specific broadcast channel. The interactive media application may also
10 monitor the content of the media data associated with the VOD or recorded media in order to substitute pause-time content that is associated with the paused media. The interactive media application may also monitor the user's actions and substitute pause-time content
15 specific to the user. The pause-time content may be played until the user resumes play of the VOD or recorded media.

At step 630, the interactive media application may resume playing the VOD media or
20 recorded media at substantially the same point in time at which the media was paused.

It will be understood that the steps shown in FIG. 6 are merely exemplary and that additional steps may be added and some of the steps may be omitted or
25 modified.

In another embodiment of the present invention, the user may be prevented from accessing certain features of the interactive media application. The user may, for example, be prohibited from rewinding
30 media, fast-forwarding media, pausing media, recording media or performing any other suitable feature of the interactive media application.

- 28 -

FIG. 7 is a flowchart of illustrative steps that may be involved for preventing the user from accessing a feature. At step 710, the interactive media application may provide the user with the ability to access a feature. For example, the interactive media application may provide the user with the ability to access a fast-forward feature while viewing delayed real-time media or recorded media (e.g., "The Simpsons," which may be recorded on a daily basis).

At step 720, the interactive media application may determine if the media data associated with the currently viewed media prevents the user from accessing the feature. For example, media data associated with the media may prevent users from fast-forwarding through certain commercials in the media. This may provide media providers with the ability to force viewers to watch certain portions of the media (e.g., commercials) during playback.

When the media data does not prevent the user from accessing the feature, the interactive media application may allow the user to access the feature as indicated in step 730.

Alternatively, when the media data prevents the user from accessing the feature, the interactive media application may prevent the user from accessing the feature as indicated at step 740. The interactive media application may also inform the user that the feature is restricted.

It will be understood that the steps shown in FIG. 7 are merely exemplary and that additional steps may be added and some of the steps may be omitted or modified.

- 29 -

An illustrative display screen that may be displayed by the interactive media application when the user attempts to access a feature is shown in FIG. 8. Screen 800 of FIG. 8 may be displayed when the user attempts to fast-forward the media. As illustrated, the user is attempting to fast-forward through a "Lexus" commercial. Overlay 815 may be displayed to inform the user that the media may not be fast-forwarded. Overlay 815 is merely illustrative and any other suitable overlay or notification may be presented to the user to indicate that the feature is restricted.

FIG. 9 is a flowchart of illustrative steps that may be involved in instructing the interactive media application to perform certain tasks based on the content of the media data. At step 910, the interactive media application may present media (e.g., real-time, VOD, NVOD) to the user. At step 920, the interactive media application may look at the media data associated with the media currently being presented for instructions and perform any instructions contained with the associated media data. For example, if the user is watching a television program, the media data may, for example, instruct the interactive media application to record the opening scene, an important shift in the plot, a replay, or any other suitable portion of the program viewed by the user.

Thus, systems and methods for presenting pause-time content are provided. One skilled in the art will realize that the present invention can be practiced by other than the described embodiments, which are presented for purposes of illustration and

- 30 -

not of limitation, and that the present invention is limited only by the claims which follow.

- 31 -

What is Claimed is:

1. A method for using an interactive media application to substitute pause-time content in place of media that is paused, comprising:
 - providing a user with the ability to pause the media;
 - pausing the media;
 - playing the pause-time content while the media is paused; and
 - recording the media while the media is paused.
2. The method of claim 1 wherein the media is real-time media.
3. The method of claim 2 wherein the real-time media is near video-on-demand media.
4. The method of claim 1 further comprising providing the user with the ability to resume play of the paused media.
5. The method of claim 1 further comprising resuming play of the media at substantially the same point at which the media was paused.
6. The method of claim 5 further comprising resuming play of the media at the same point at which the media was paused.
7. The method of claim 1 further comprising:

- 32 -

providing the user with the ability to resume play of the paused media; and

providing the user with the ability to fast-forward the media.

8. The method of claim 1 further comprising recording the media as the media is playing.

9. The method of claim 1 further comprising:

recording the media as the media is playing; and

providing the user with the ability to rewind the media.

10. The method of claim 1 wherein the pause-time content is associated with the media that is paused.

11. The method of claim 1 wherein the media is a television program and the pause-time content is associated with the television program.

12. The method of claim 1 wherein the media is a music program and the pause-time content is associated with the music program.

13. The method of claim 1 wherein the media has associated media data and wherein the interactive media application uses the content of the media data to substitute pause-time content that is associated with the media.

- 33 -

14. The method of claim 1 wherein the pause-time content is selected from the group consisting of an advertisement, a promotion, a trivia game, a musical selection, a graphic, an animation, a program summary, a textual description, and a Web site.

15. The method of claim 1 wherein the pause-time content is broadcast video.

16. The method of claim 1 wherein the interactive media application is implemented on user equipment, the method further comprising storing the pause-time content locally at the user equipment.

17. The method of claim 1 wherein the interactive media application is implemented on user equipment and wherein the pause-time content is stored remote from the user equipment, the method further comprising allowing the interactive media application to access the pause-time content on-demand.

18. The method of claim 1 wherein the interactive media application is implemented on a personal video recorder.

19. The method of claim 1 wherein the interactive media application is implemented on a personal video recorder, the method further comprising recording the media with the personal video recorder.

20. The method of claim 1 wherein the media is real-time media, the method further comprising

- 34 -

displaying the amount of time that has lapsed between the paused media and the real-time media.

21. The method of claim 1 wherein the interactive media application is implemented on user television equipment and wherein the media is television programming that is being delivered to the user television equipment in real-time, the method further comprising displaying the amount of time that has lapsed between the paused television programming and the real-time television programming in an overlay.

22. The method of claim 1 further comprising providing the user with the ability to personalize the pause-time content.

23. The method of claim 1 further comprising providing the user the ability to select particular types of pause-time content to be presented by the interactive media application.

24. The method of claim 23 wherein the type of pause-time content is selected from a group consisting of an advertisement, a promotion, a trivia game, a musical selection, a graphic, an animation, a program summary, a textual description, and a Web site.

25. The method of claim 1 further comprising providing the user the ability to prevent particular types of pause-time content to be presented by the interactive media application.

- 35 -

26. The method of claim 1 further comprising providing the user the ability to change the pause-time content that is playing.

27. An interactive media system that substitutes pause-time content in place of media that is paused, comprising user equipment configured to:

- provide a user with the ability to the pause media;
- pause the media;
- play the pause-time content while the media is paused; and
- record the media while the media is paused.

28. The system of claim 27 wherein the user equipment is further configured to receive the media.

29. The system of claim 28 wherein the media is real-time media.

30. The system of claim 29 wherein the real-time media is near video-on-demand media.

31. The system of claim 27 wherein the user equipment is further configured to provide the user with the ability to resume play of the paused media.

32. The system of claim 27 wherein the user equipment is further configured to resume play of the media at substantially the same point at which the media was paused.

- 36 -

33. The system of claim 27 wherein the user equipment is further configured to resume play of the media at the same point at which the media was paused.

34. The system of claim 27 wherein the user equipment is further configured to:

provide the user with the ability to resume play of the paused media; and

provide the user with the ability to fast-forward the media.

35. The system of claim 27 wherein the user equipment is further configured to record the media as the media is playing.

36. The system of claim 27 wherein the user equipment is further configured to:

record the media as the media is playing; and

provide the user with the ability to rewind the media.

37. The system of claim 27 wherein the pause-time content is associated with the media that is paused.

38. The system of claim 27 wherein the media is a television program and the pause-time content is associated with the television program.

39. The system of claim 27 wherein the media is a music program and the pause-time content is associated with the music program.

- 37 -

40. The system of claim 27 further comprising media data that is associated with the media, wherein the user equipment is further configured to use the content of the media data to substitute pause-time content that is associated with the media.

41. The system of claim 40 wherein the user equipment is configured to receive the media data along with the media.

42. The system of claim 40 wherein the pause-time content is selected from the group consisting of an advertisement, a promotion, a trivia game, a musical selection, a graphic, an animation, a program summary, a textual description, and a Web site.

43. The system of claim 27 wherein the pause-time content is broadcast video.

44. The system of claim 27 wherein the user equipment is configured to store the pause-time content.

45. The system of claim 27 further comprising a remote facility to store the pause-time content, wherein the user equipment is further configured to play the pause-time content by accessing the pause-time content on-demand from the remote facility.

46. The system of claim 27 wherein the remote facility is a media distribution facility.

- 38 -

47. The system of claim 27 wherein the user equipment is user music equipment.

48. The system of claim 27 wherein the user equipment is user television equipment.

49. The system of claim 27 wherein the user equipment is a personal video recorder.

50. The system of claim 27 wherein the user equipment is further configured to:

 receive the media in real-time;
 play the media in real-time; and
 display the amount of time that has lapsed between the paused media and the media that is being received in real-time.

51. The system of claim 27 wherein the user equipment is user television equipment and wherein the user television equipment is further configured to display the amount of time that has lapsed between the paused media and the media that is being received in real-time in an overlay.

52. The system of claim 27 wherein the user equipment is further configured to provide the user with the ability to personalize the pause-time content.

53. The system of claim 27 wherein the user equipment is further configured to provide the user the ability to select particular types of pause-time content to be presented by the user equipment.

- 39 -

54. The system of claim 53 wherein the type of pause-time content is selected from a group consisting of an advertisement, a promotion, a trivia game, a musical selection, a graphic, an animation, a program summary, a textual description, and a Web site.

55. The system of claim 27 wherein the user equipment is further configured to provide the user the ability to prevent particular types of pause-time content to be presented by the user equipment.

56. The system of claim 27 wherein the user equipment is further configured to provide the user the ability to change the pause-time content that is playing.

57. A method for using an interactive media application to substitute pause-time content in place of media that is paused, comprising:

- providing a user with the ability to pause the media;
- pausing the media; and
- playing the pause-time content that is associated with the media while the media is paused.

58. The method of claim 57 wherein the media is previously recorded media.

59. The method of claim 57 wherein the interactive media application is implemented on user equipment and wherein the media is video-on-demand media that is stored remote from the user equipment.

- 40 -

60. The method of claim 57 wherein the interactive media application is implemented on user equipment, the method further comprising storing the pause-time content locally at the user equipment.

61. The method of claim 57 wherein the interactive media application is implemented on user equipment and wherein the pause-time content is stored remote from the user equipment, the method further comprising allowing the interactive media application to access the pause-time content on-demand.

62. The method of claim 61 further comprising providing the user with the ability to resume play of the paused media.

63. The method of claim 57 further comprising resuming play of the media at substantially the same point at which the media was paused.

64. The method of claim 63 further comprising resuming play of the media at the same point at which the media was paused.

65. The method of claim 57 further comprising providing the user with the ability to rewind and fast-forward the media.

66. The method of claim 57 wherein the media has associated media data and wherein the interactive media application uses the content of the media data to substitute pause-time content that is associated with the media.

- 41 -

67. The method of claim 57 wherein the pause-time content is selected from the group consisting of an advertisement, a promotion, a trivia game, a musical selection, a graphic, an animation, a program summary, a textual description, and a Web site.

68. The method of claim 57 wherein the pause-time content is broadcast video.

69. The method of claim 57 wherein the media is a television program and wherein the pause-time content is associated with the television program.

70. The method of claim 57 wherein the media is a music program and wherein the pause-time content is associated with the music program.

71. The method of claim 57 wherein the interactive media application is implemented on a personal video recorder.

72. The method of claim 57 wherein the interactive media application is implemented on user television equipment, the method further comprising displaying an interactive overlay over the media that informs the user of options that are available.

73. The method of claim 72 wherein the options that are available to the user are selected from the group consisting of rewind, pause, play, and fast-forward.

- 42 -

74. The method of claim 57 wherein the media is near video-on-demand media, the method further comprising resuming play of the near video-on-demand media by playing a subsequent feed of the near video-on-demand media.

75. The method of claim 74 further comprising displaying information while the near video-on-demand media is paused that displays the time remaining until the next feed of the near video-on-demand media will line up with the point at which the near video-on-demand media was paused.

76. The method of claim 57 further comprising providing the user with the ability to personalize the pause-time content.

77. The method of claim 57 further comprising providing the user the ability to select particular types of pause-time content to be presented by the interactive media application.

78. The method of claim 77 wherein the type of pause-time content is selected from a group consisting of an advertisement, a promotion, a trivia game, a musical selection, a graphic, an animation, a program summary, a textual description, and a Web site.

79. The method of claim 57 further comprising providing the user the ability to prevent particular types of pause-time content to be presented by the interactive media application.

- 43 -

80. The method of claim 57 further comprising providing the user the ability to change the pause-time content that is playing.

81. An interactive media system that substitutes pause-time content in place of media that is paused, comprising user equipment configured to:

- provide a user with the ability to pause the media;
- pause the media; and
- play pause-time content that is associated with the media while the media is paused.

82. The system of claim 81 wherein the media is previously recorded media.

83. The system of claim 82 wherein the user equipment is further configured to store the previously recorded media.

84. The system of claim 81 further comprising a remote facility at which the media is stored, wherein the user equipment is further configured to play the media by accessing the media on-demand from the remote facility.

85. The system of claim 81 wherein the remote facility is a media distribution facility.

86. The system of claim 81 wherein the user equipment is further configured to store the pause-time content.

- 44 -

87. The system of claim 81 further comprising a remote facility at which the pause-time media is stored and wherein the user equipment is further configured to play the media by accessing the pause-time content on-demand from the remote facility

88. The system of claim 87 wherein the remote facility is a media distribution facility.

89. The system of claim 81 wherein the user equipment is further configured to provide the user with the ability to resume play of the paused media.

90. The system of claim 81 wherein the user equipment is further configured to resume play of the media at substantially the same point at which the media was paused.

91. The system of claim 90 wherein the user equipment is further configured to resume play of the media at the same point at which the media was paused.

92. The system of claim 81 wherein the user equipment is further configured to provide the user with the ability to rewind and fast-forward the media.

93. The system of claim 81 further comprising media data that is associated with the media, wherein the user equipment is further configured to use the content of the media data to substitute the pause-time content that is associated with the media.

- 45 -

94. The system of claim 81 wherein the pause-time content is selected from the group consisting of an advertisement, a promotion, a trivia game, a musical selection, a graphic, an animation, a program summary, a textual description, and a Web site.

95. The system of claim 81 wherein the pause-time content is broadcast video.

96. The system of claim 81 wherein the media is a television program and wherein the pause-time content is associated with the television program.

97. The system of claim 81 wherein the media is a music program and wherein the pause-time content is associated with the music program.

98. The system of claim 81 wherein the user equipment is user music equipment.

99. The system of claim 81 wherein the user equipment is user television equipment.

100. The system of claim 81 wherein the user equipment is a personal video recorder.

101. The system of claim 81 wherein the user equipment is user television equipment and wherein the user television equipment is further configured to display an interactive overlay over the media that informs the user of options that are available.

- 46 -

102. The system of claim 101 wherein the options that are available to the user are selected from the group consisting of rewind, pause, play, and fast-forward.

103. The system of claim 81 wherein the media is near video-on-demand media and wherein the user equipment is further configured to resume play of the near video-on-demand media by playing a subsequent feed of the near video-on-demand media.

104. The system of claim 103 wherein the user equipment is further configured to display information while the near video-on-demand media is paused that displays the time remaining until the next feed of the near video-on-demand media will line up with the point at which the near video-on-demand media was paused.

105. The system of claim 81 wherein the user equipment is further configured to provide the user with the ability to personalize the pause-time content.

106. The system of claim 81 wherein the user equipment is further configured to provide the user the ability to select particular types of pause-time content to be presented by the user equipment.

107. The system of claim 106 wherein the type of pause-time content is selected from a group consisting of an advertisement, a promotion, a trivia game, a musical selection, a graphic, an animation, a program summary, a textual description, and a Web site.

- 47 -

108. The system of claim 81 wherein the user equipment is further configured to provide the user the ability to prevent particular types of pause-time content to be presented by the interactive media application.

109. The system of claim 81 wherein the user equipment is further configured to provide the user the ability to change the pause-time content that is playing.

110. A method for preventing a user from accessing a feature of an interactive media application, comprising:

playing media that has associated media data;

monitoring the media data associated with the media;

determining whether the content of the media data indicates that the user should be prevented from accessing the feature of the interactive media application; and

preventing the user from accessing the feature of the interactive media application when the media data indicates that the user should be prevented from accessing the feature.

111. The method of claim 110 wherein the media data indicates that the user should be prevented from fast-forwarding through the media that is playing.

112. The method of claim 110 wherein the media is an advertisement and wherein the media data

- 48 -

indicates that the user should be prevented from fast-forwarding through the advertisement.

113. The method of claim 110 further comprising displaying an indicator when the user attempts to access the feature.

114. The method of claim 110 wherein the indicator is a graphic that indicates that the feature that the user attempted to access is restricted.

115. An interactive media system that prevents a user from accessing a feature of an interactive media application, comprising user equipment configured to:

play media that has associated media data;

monitor the media data associated with the media;

determine whether the content of the media data indicates that the user should be prevented from accessing the feature of the interactive media application; and

prevent the user from accessing the feature of the interactive media application when the media data indicates that the user should be prevented from accessing the feature.

116. The system of claim 115 wherein the media data indicates that the user should be prevented from fast-forwarding through the media that is playing.

- 49 -

117. The system of claim 115 wherein the media is an advertisement and wherein the media data indicates that the user should be prevented from fast-forwarding through the advertisement.

118. The system of claim 115 wherein the user equipment is further configured to display an indicator when the user attempts to access the feature.

119. The system of claim 115 wherein the user equipment is further configured to display a graphic indicator when the user attempts to access is restricted.

120. A method for instructing an interactive media application implemented on user equipment, comprising:

playing media that has associated media data;

looking at the associated media data for instructions included in the media data;

storing a portion of the playing media based on the instructions.

121. The method of claim 120 wherein the media data indicates that at least two portions of the media should be stored, the method further comprising compiling the portions of the media for presentation as pause-time content.

122. An interactive media system that stores media, comprising user equipment configured to:

play media that has associated media data;

- 50 -

look at the associated media data for instructions included in the media data; and store a portion of the media based on the instructions.

123. The system of claim 122 wherein the media data indicates that at least two portions of the media should be stored, the system further configured to compile the portions of the media for presentation as pause-time content.

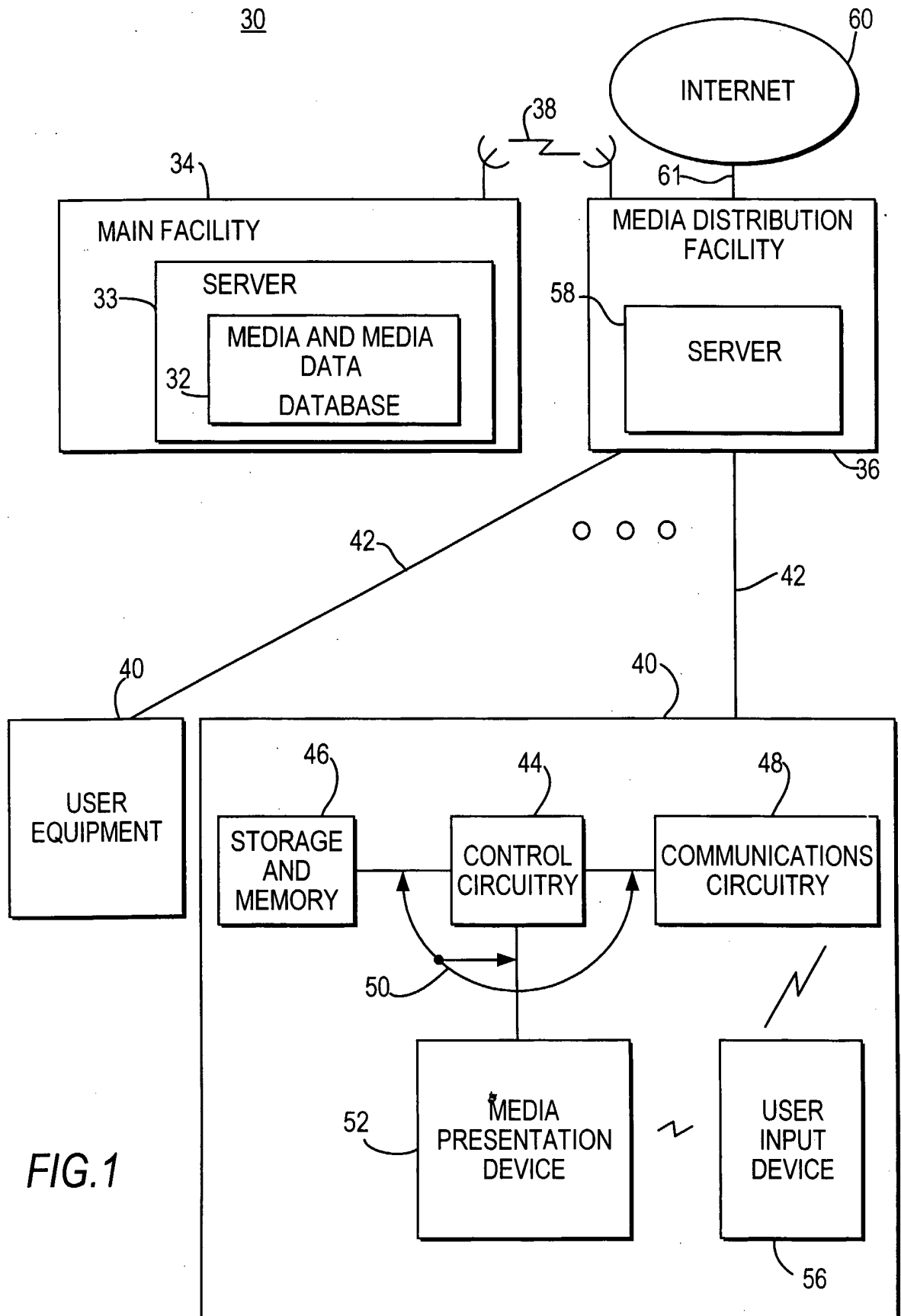


FIG. 1

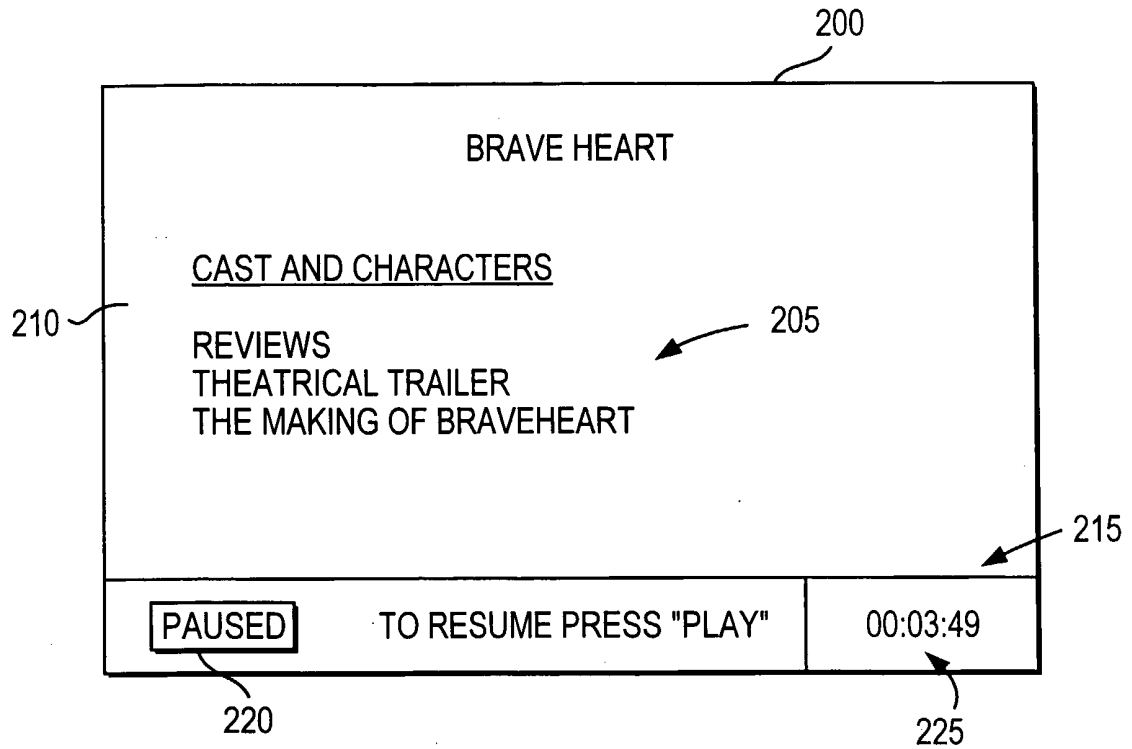


FIG. 2

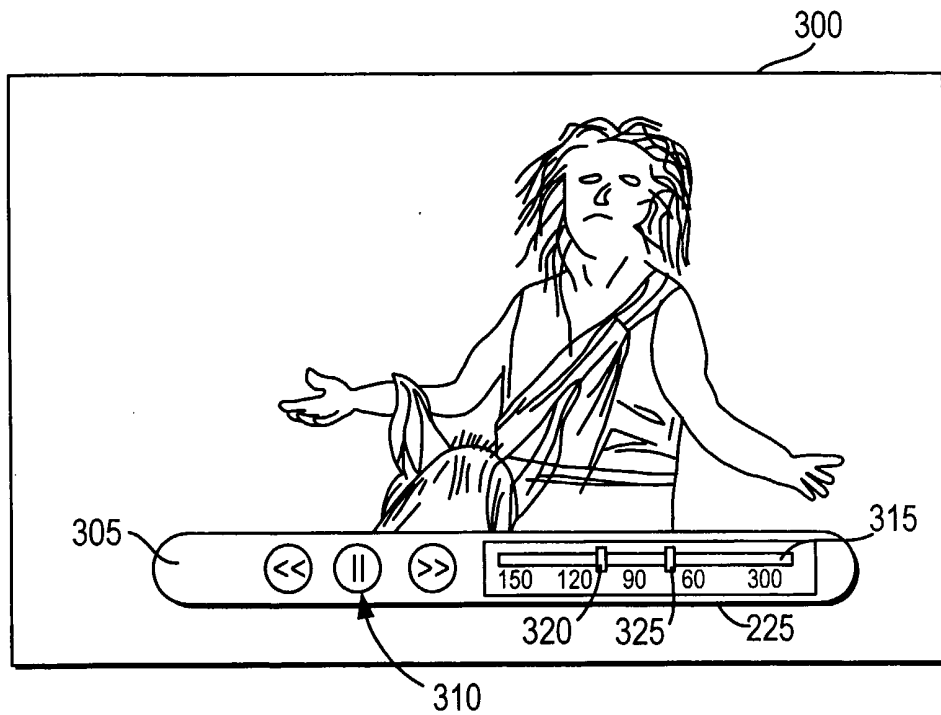


FIG. 3

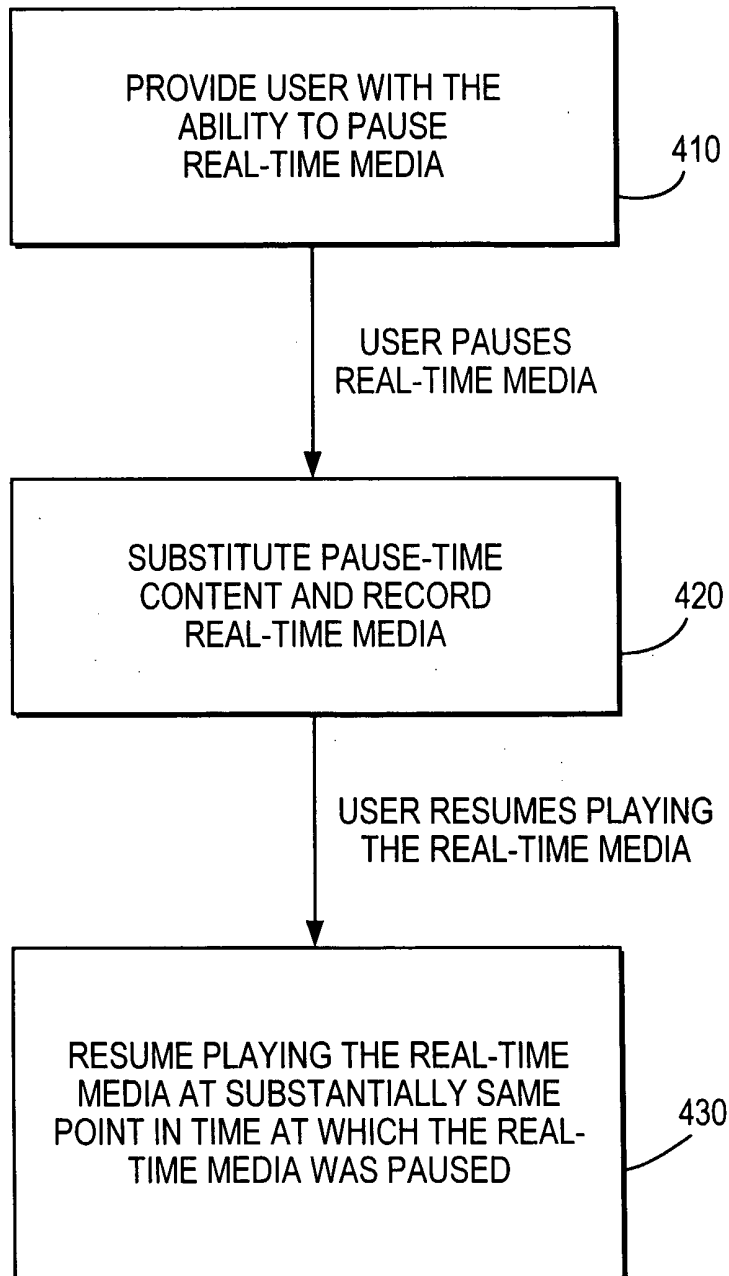


FIG.4

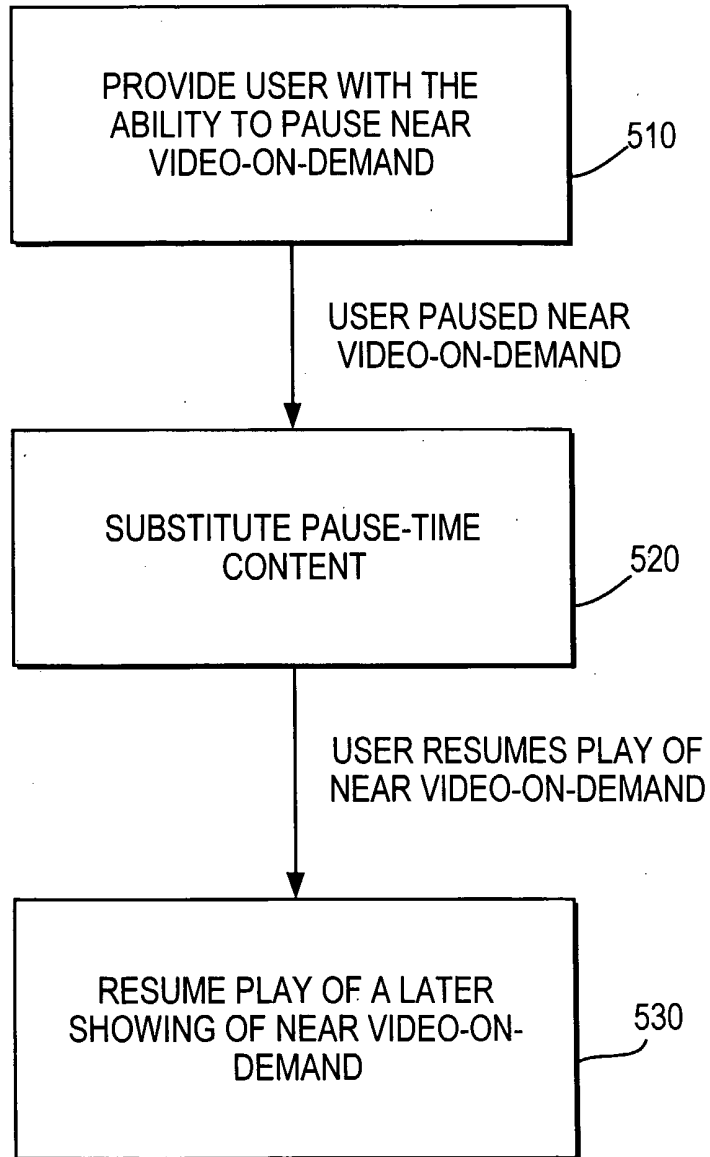


FIG. 5

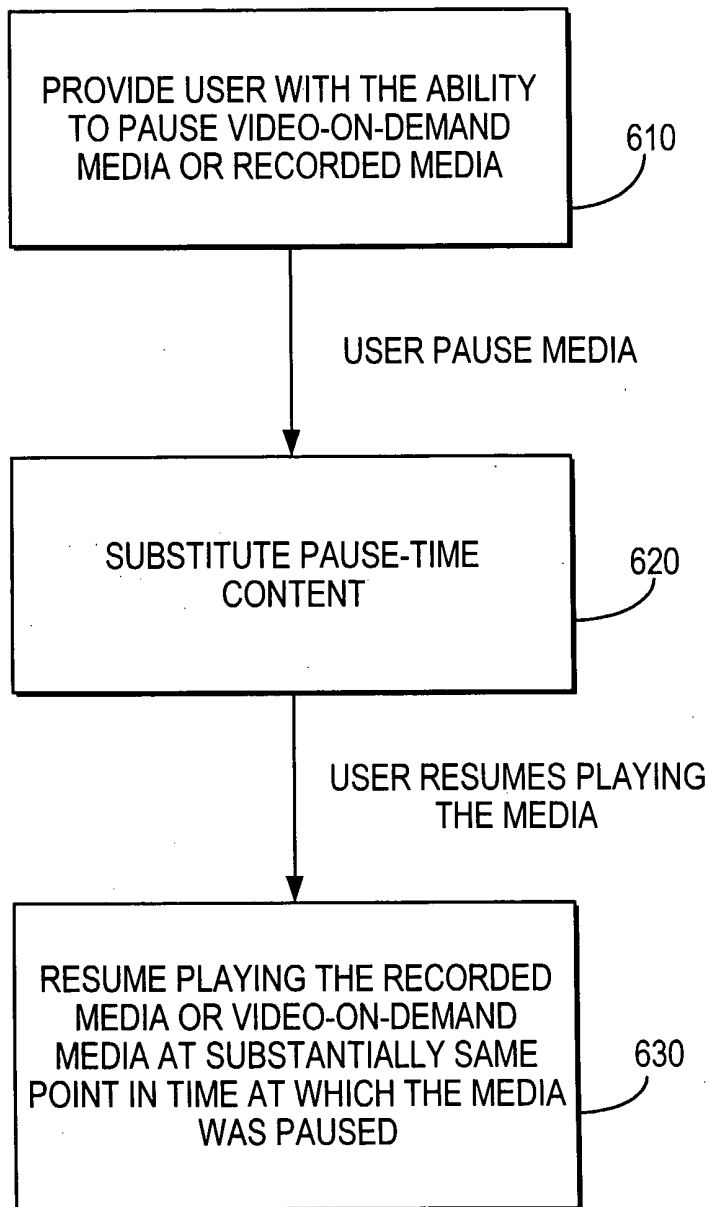


FIG.6

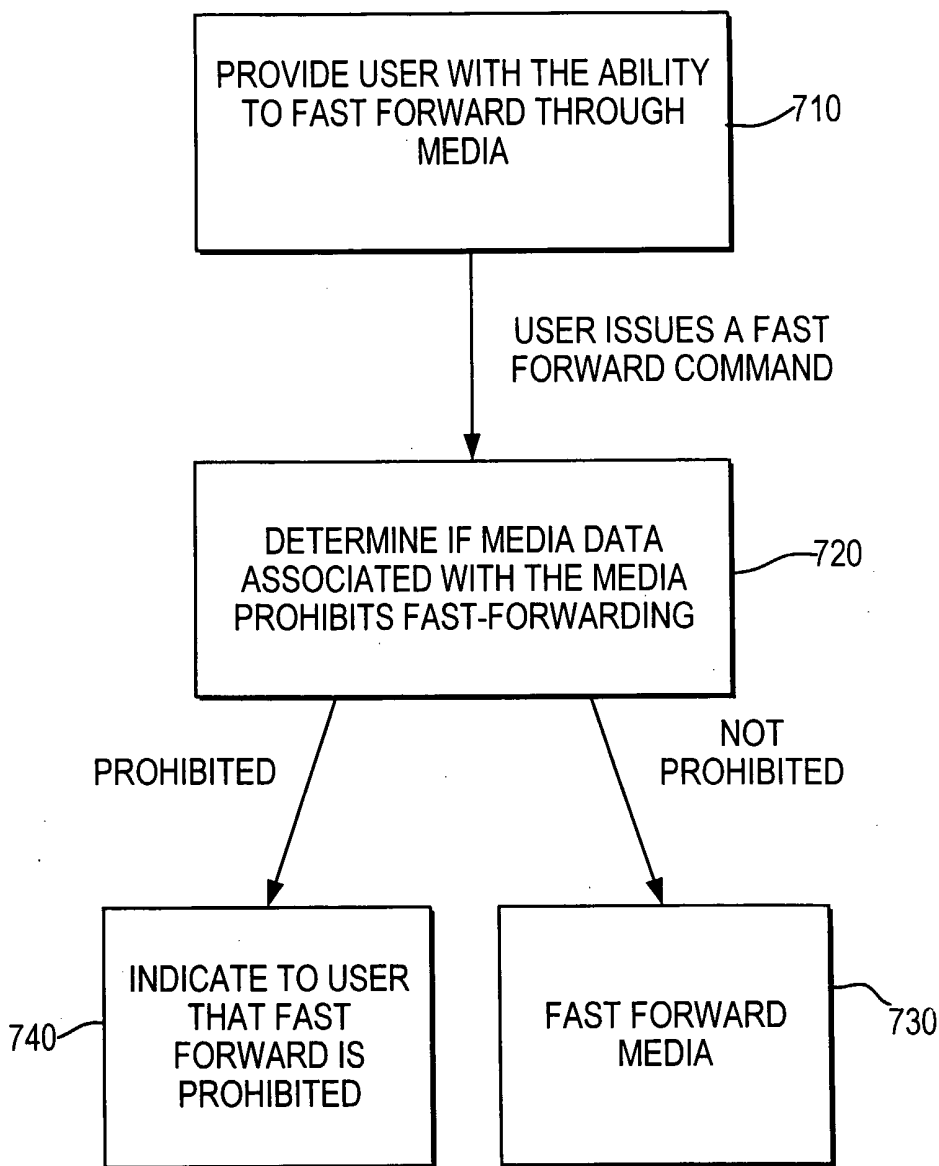


FIG. 7

7/8

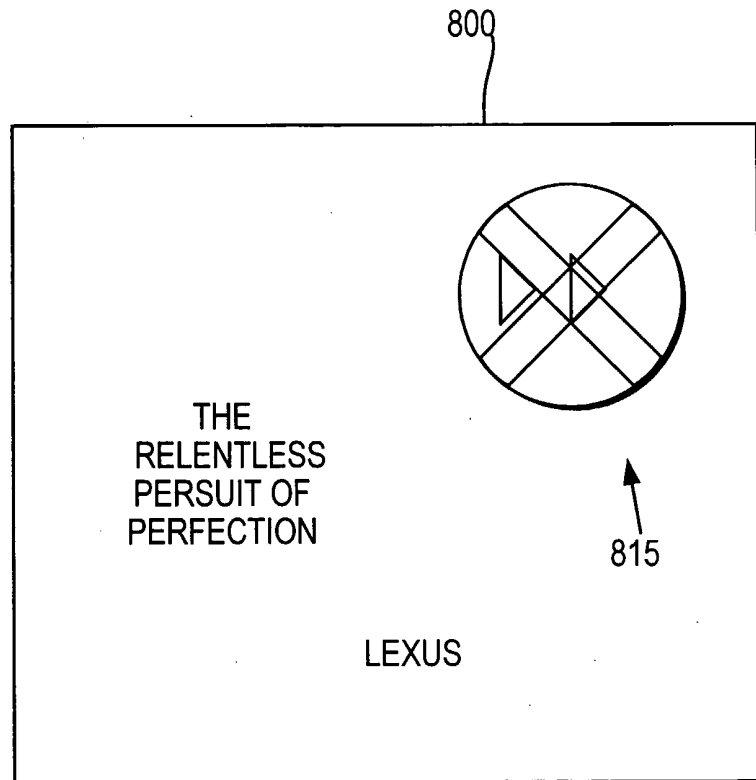


FIG.8

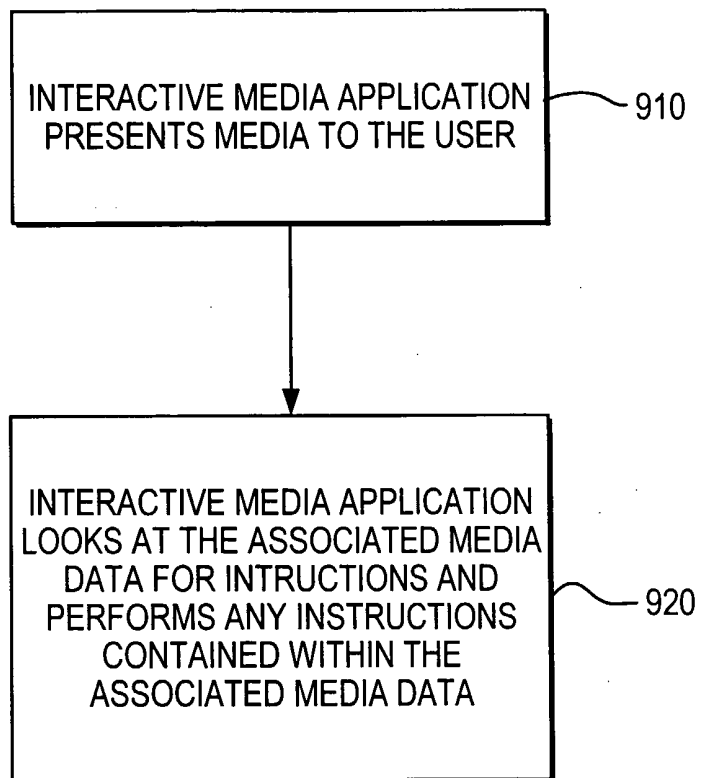


FIG.9

INTERNATIONAL SEARCH REPORT

International Application No
PCT/US 01/10235

A. CLASSIFICATION OF SUBJECT MATTER

IPC 7 H04N7/173

H04N 7/173

According to International Patent Classification (IPC) or to both national classification and IPC

B. FIELDS SEARCHED

Minimum documentation searched (classification system followed by classification symbols)

IPC 7 H04N

Documentation searched other than minimum documentation to the extent that such documents are included in the fields searched

Electronic data base consulted during the international search (name of data base and, where practical, search terms used)

EPO-Internal

C. DOCUMENTS CONSIDERED TO BE RELEVANT

Category °	Citation of document, with indication, where appropriate, of the relevant passages	Relevant to claim No.
X	US 5 973 684 A (BROOKS KENNETH R ET AL) 26 October 1999 (1999-10-26)	1-15, 25-43, 46-48, 53-59, 63-70, 72-74, 77-82, 84,85, 89-99, 101-103, 105-110, 113-115, 118-120, 122
Y	column 5, line 24 - line 62 column 9, line 3 - line 63 column 24, line 18 -column 27, line 55 -/--	111,112, 116,117

 Further documents are listed in the continuation of box C. Patent family members are listed in annex.

° Special categories of cited documents :

A document defining the general state of the art which is not considered to be of particular relevance

E earlier document but published on or after the international filing date

L document which may throw doubts on priority claim(s) or which is cited to establish the publication date of another citation or other special reason (as specified)

O document referring to an oral disclosure, use, exhibition or other means

P document published prior to the international filing date but later than the priority date claimed

T later document published after the international filing date or priority date and not in conflict with the application but cited to understand the principle or theory underlying the invention

X document of particular relevance; the claimed invention cannot be considered novel or cannot be considered to involve an inventive step when the document is taken alone

Y document of particular relevance; the claimed invention cannot be considered to involve an inventive step when the document is combined with one or more other such documents, such combination being obvious to a person skilled in the art.

Z document member of the same patent family

Date of the actual completion of the international search

13 July 2001

Date of mailing of the international search report

20/07/2001

Name and mailing address of the ISA

European Patent Office, P.B. 5818 Patentlaan 2
NL - 2280 HV Rijswijk
Tel. (+31-70) 340-2040, Tx. 31 651 epo nl,
Fax: (+31-70) 340-3016

Authorized officer

Van der Zaal, R

INTERNATIONAL SEARCH REPORT

International Application No
PCT/US 01/10235

C.(Continuation) DOCUMENTS CONSIDERED TO BE RELEVANT

Category *	Citation of document, with indication, where appropriate, of the relevant passages	Relevant to claim No.
Y	<p style="text-align: center;">----</p> WO 97 03521 A (PHILIPS ELECTRONICS NV ;PHILIPS NORDEN AB (SE)) 30 January 1997 (1997-01-30) page 5, line 19 -page 6, line 16	111,112, 116,117
X	<p style="text-align: center;">----</p> US 5 781 228 A (SPOSATO JONATHAN N) 14 July 1998 (1998-07-14) column 4, line 29 - line 50 column 7, line 66 -column 8, line 20 column 8, line 41 -column 16, line 52	1-7, 10-15, 17,23, 24,26, 57-59, 61-70, 72-74, 76-78, 80-82, 84,85, 87-99, 101-107, 109,120, 122
X	<p style="text-align: center;">----</p> US 5 721 829 A (DUNN MATHEW W ET AL) 24 February 1998 (1998-02-24) column 3, line 13 -column 5, line 7 column 6, line 10 -column 7, line 20 column 8, line 18 - line 37 figures 1-7	1-11, 13-15, 26-38, 40-43, 46-48, 53,54, 56,57, 63-69, 74,81, 85, 89-96, 99,103, 109,120, 122

INTERNATIONAL SEARCH REPORT

Information on patent family members

International Application No

PCT/US 01/10235

Patent document cited in search report		Publication date	Patent family member(s)	Publication date
US 5973684	A	26-10-1999	US 5826166 A	20-10-1998
WO 9703521	A	30-01-1997	AU 716790 B	09-03-2000
			AU 6013796 A	10-02-1997
			DE 69607579 D	11-05-2000
			DE 69607579 T	19-10-2000
			EP 0781488 A	02-07-1997
			ES 2147381 T	01-09-2000
			JP 10508171 T	04-08-1998
			US 6020912 A	01-02-2000
US 5781228	A	14-07-1998	NONE	
US 5721829	A	24-02-1998	NONE	