



US00D765201S

(12) **United States Design Patent**
Gibson

(10) **Patent No.:** **US D765,201 S**

(45) **Date of Patent:** **** Aug. 30, 2016**

(54) **PERSONAL FLOTATION AND CUSHION
DEVICE**

5,791,958 A * 8/1998 Yeung B63B 35/74
441/130
7,335,079 B1 * 2/2008 Darling B63C 9/082
441/129

(71) Applicant: **Colin Gibson**, Mesa, AZ (US)

* cited by examiner

(72) Inventor: **Colin Gibson**, Mesa, AZ (US)

Primary Examiner — Zenia Bennett

(**) Term: **14 Years**

(74) *Attorney, Agent, or Firm* — Booth Udall Fuller, PLC

(21) Appl. No.: **29/525,308**

(57) **CLAIM**

The ornamental design for the personal flotation and cushion device, as shown and described.

(22) Filed: **Apr. 28, 2015**

(51) **LOC (10) Cl.** **21-06**

DESCRIPTION

(52) **U.S. Cl.**

USPC **D21/803**

(58) **Field of Classification Search**

USPC D21/769-770, 801, 803, 809; 114/253,
114/345-346; 441/35, 66, 74, 40-42,
441/129-132; 472/128-129; D12/5, 6, 316;
D6/392, 595, 596, 601, 604, 605

CPC B63B 35/76

See application file for complete search history.

FIG. 1 is a perspective view of the personal flotation and cushion device in an unfolded configuration;

FIG. 2 is a top view thereof;

FIG. 3 is a bottom view thereof;

FIG. 4 is a left side view thereof;

FIG. 5 is a right side view thereof;

FIG. 6 is a front view thereof;

FIG. 7 is a back view thereof;

FIG. 8 is a perspective view of the personal flotation and cushion device in a folded, chair configuration;

FIG. 9 is a front view thereof;

FIG. 10 is a back view thereof;

FIG. 11 is a right side view thereof;

FIG. 12 is a left side view thereof;

FIG. 13 is a top view thereof; and,

FIG. 14 is a bottom view thereof.

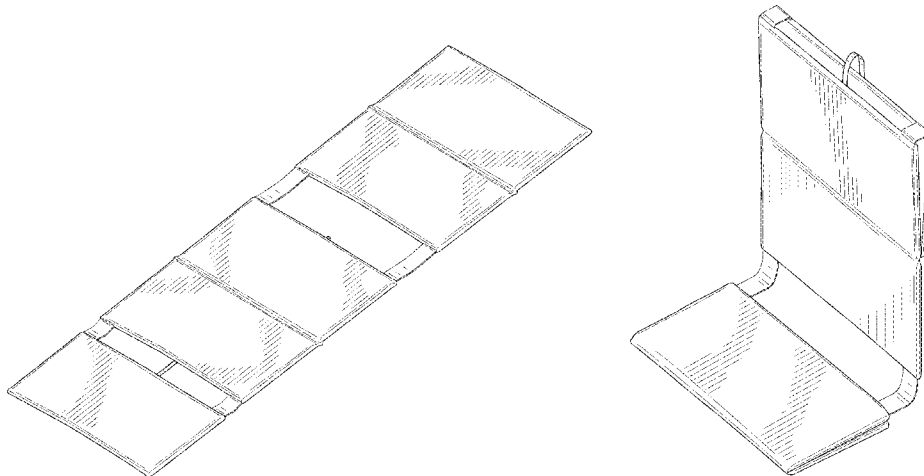
The broken lines in the drawings illustrate features that form no part of the claimed design.

(56) **References Cited**

U.S. PATENT DOCUMENTS

5,273,473 A * 12/1993 Allen B63B 7/06
114/219
D349,146 S * 7/1994 Mahler D21/809
D366,800 S * 2/1996 Moore, Jr. D6/596
D376,689 S * 12/1996 Doppelt D3/274
D376,946 S * 12/1996 Maxim D6/596
5,779,513 A * 7/1998 Burton B63B 35/74
441/129

1 Claim, 8 Drawing Sheets



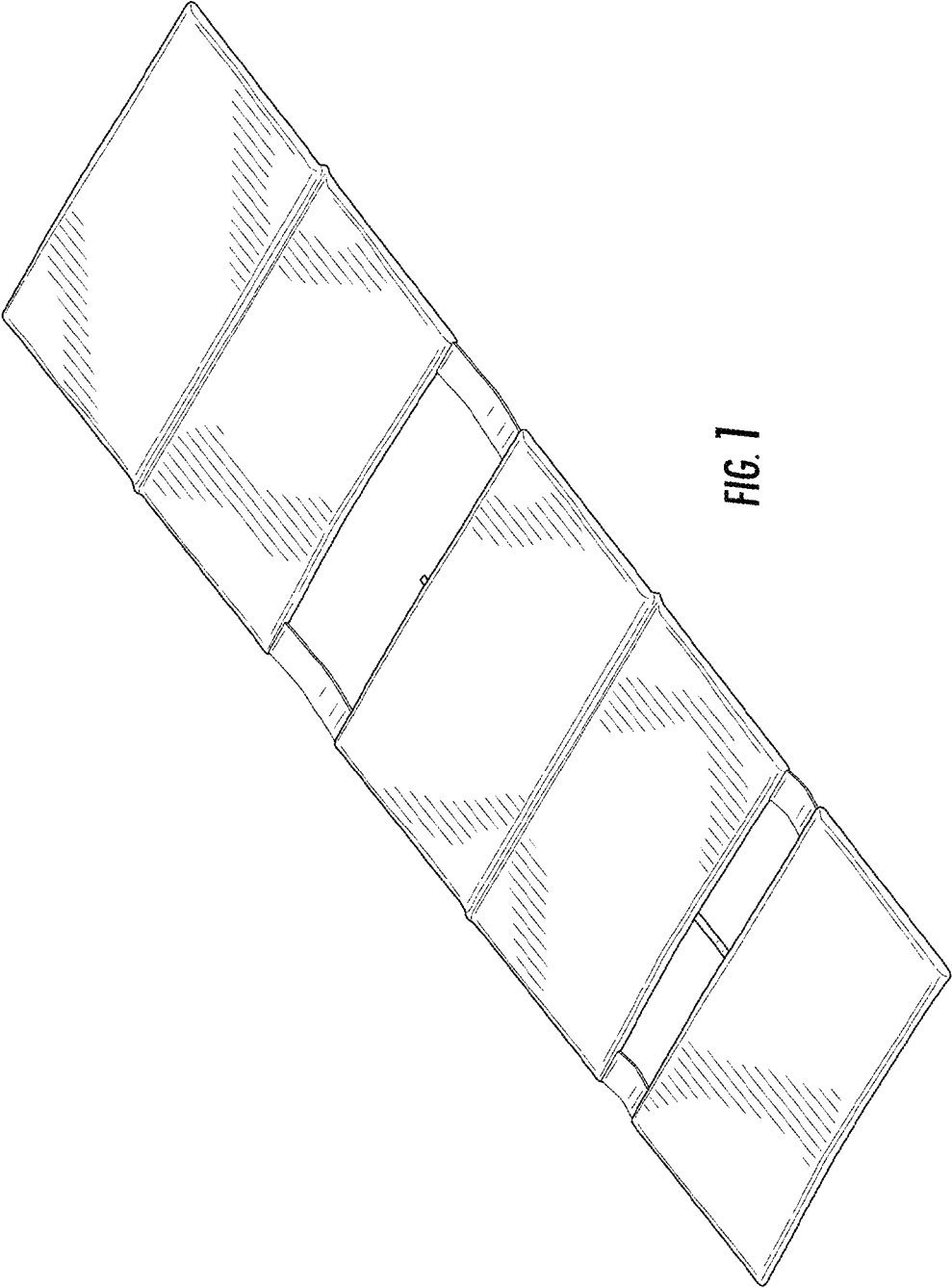


FIG. 1

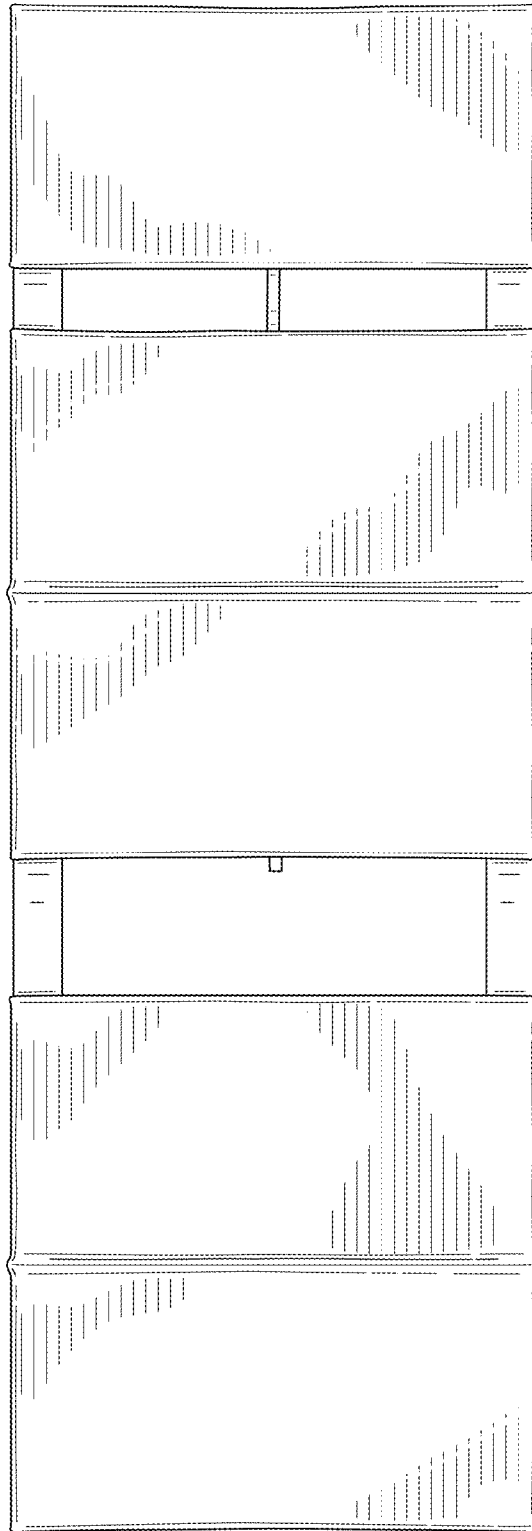


FIG. 2

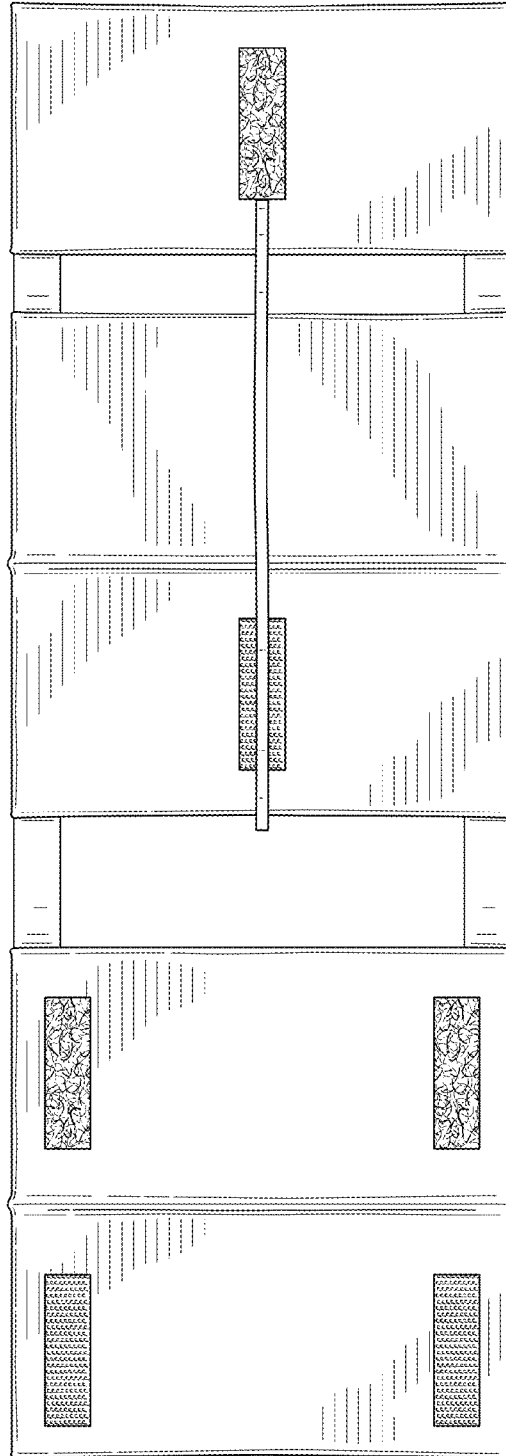


FIG. 3



FIG. 4



FIG. 5



FIG. 6

FIG. 7

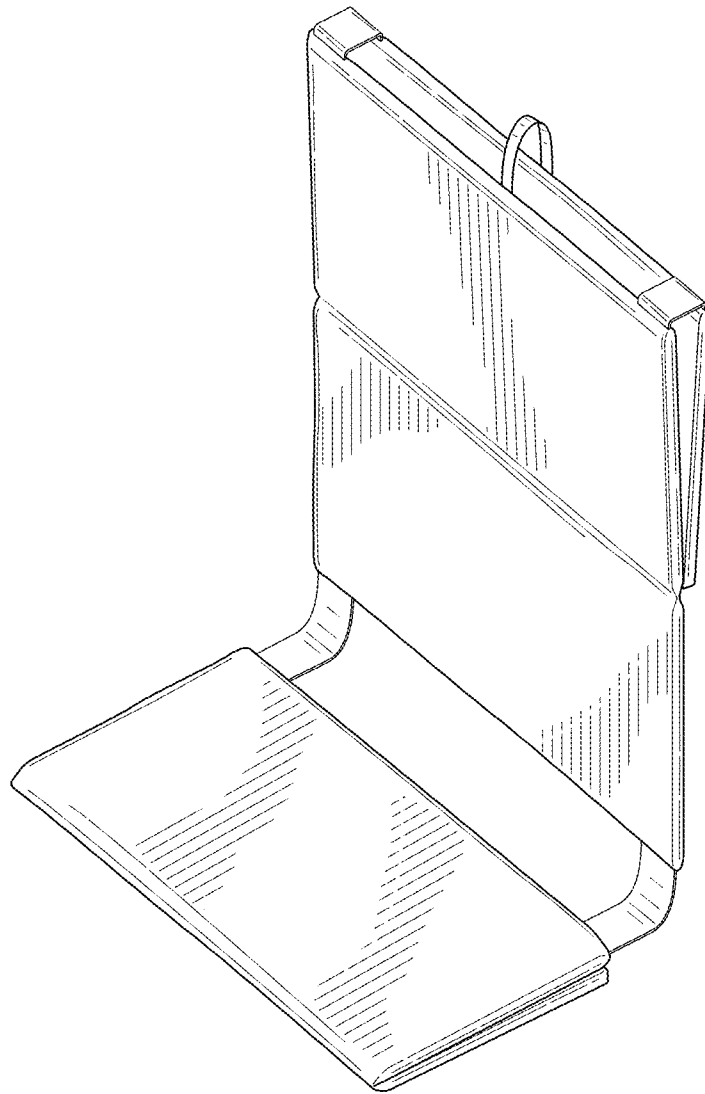


FIG. 8

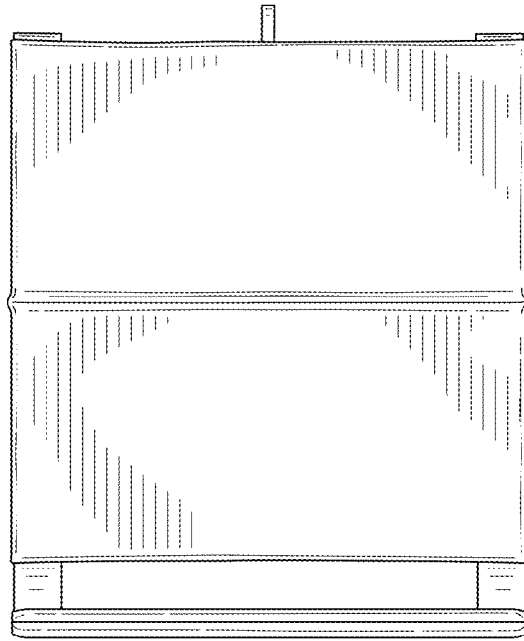


FIG. 9

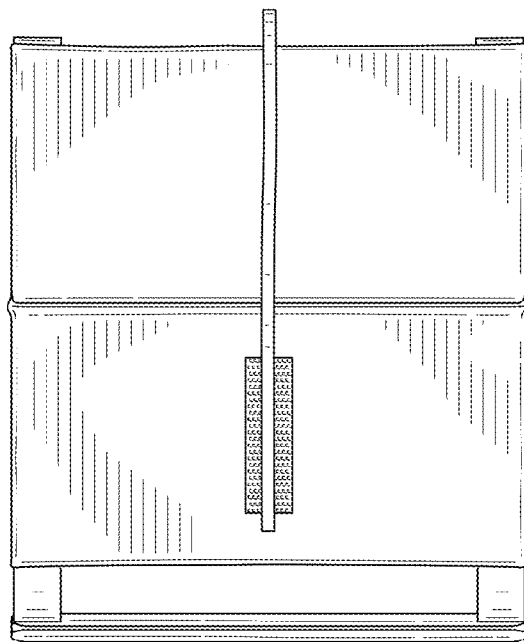


FIG. 10

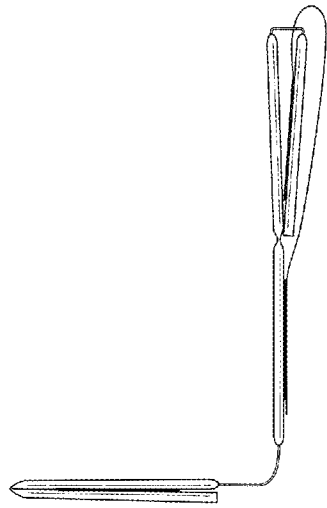


FIG. 11

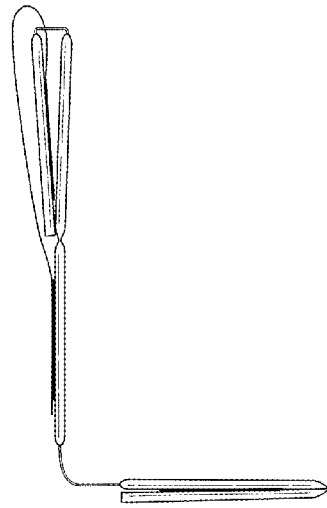


FIG. 12

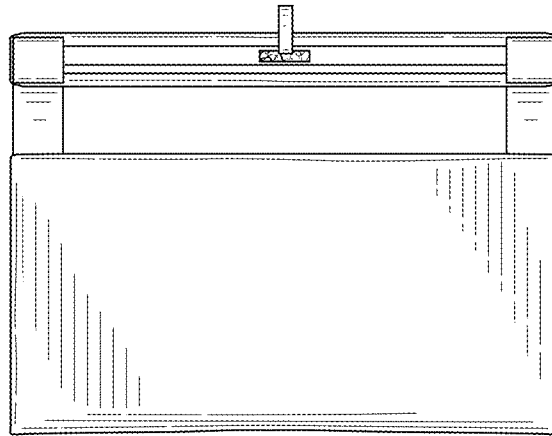


FIG. 13

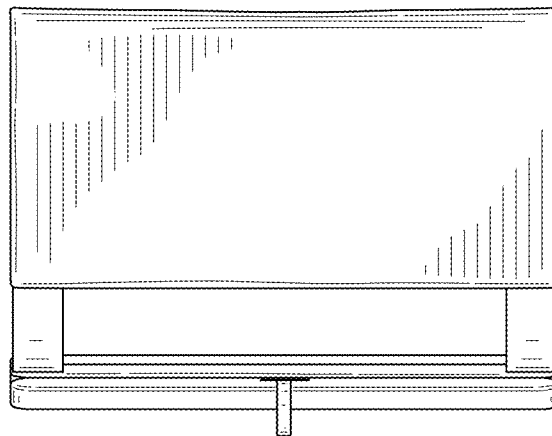


FIG. 14