



US00D434953S

United States Patent [19]
Yu

[11] **Patent Number: Des. 434,953**
[45] **Date of Patent: ** Dec. 12, 2000**

[54] **CHOPPING BOARD**

[76] Inventor: **Mei-Hsin Yu**, P.O. Box 23-487,
Changhua 500, Taiwan

[**] Term: **14 Years**

[21] Appl. No.: **29/102,689**

[22] Filed: **Mar. 30, 1999**

[51] **LOC (7) Cl.** **07-04**

[52] **U.S. Cl.** **D7/698**

[58] **Field of Search** D7/698, 667; 269/54.5,
269/289 R, 291, 302.1, 303, 315, 900,
901

[56] **References Cited**

U.S. PATENT DOCUMENTS

- D. 244,169 5/1977 Barnsley D7/698
- D. 292,366 10/1987 Kuetner et al. D7/698 X
- D. 304,277 10/1989 Wolff et al. D7/698
- D. 314,891 2/1991 Sata D7/698
- D. 353,080 12/1994 Cantereels et al. D7/698 X
- D. 379,574 6/1997 Jeppesen et al. D7/698

OTHER PUBLICATIONS

Home Furnishings Daily; p. 12; Thursday Apr. 25, 1974;
Round wood cutting board, middle of page; by National
Silver.

Home Furnishings Daily; p. 88; Sep. 10, 1984; Round
Cutting boards numbered 4 & 5, middle left panel.

Primary Examiner—Caron D. Veynar

[57] **CLAIM**

The ornamental design for a chopping board, as shown and
described.

DESCRIPTION

FIG. 1 is a front elevational view of a chopping board
showing my new design, the rear elevation view is a mirror
image thereof;

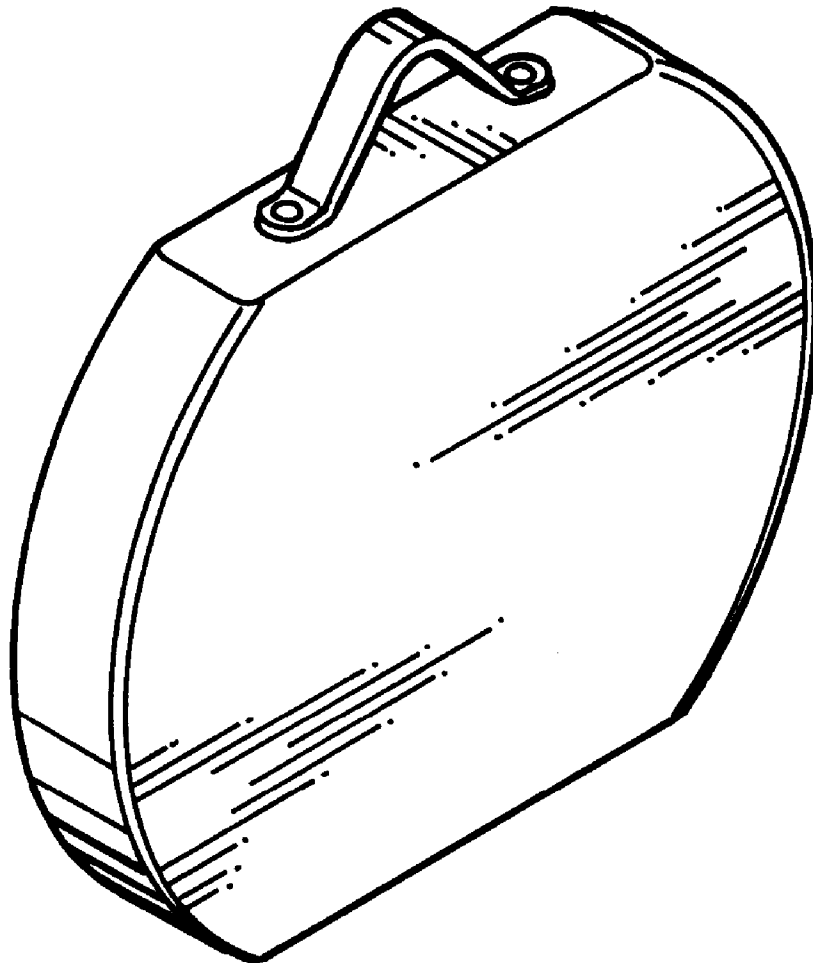
FIG. 2 is a right side view thereof, the left side view is a
mirror image thereof;

FIG. 3 is a top plan view thereof;

FIG. 4 is a bottom plan view thereof; and,

FIG. 5 is a perspective view thereof.

1 Claim, 4 Drawing Sheets



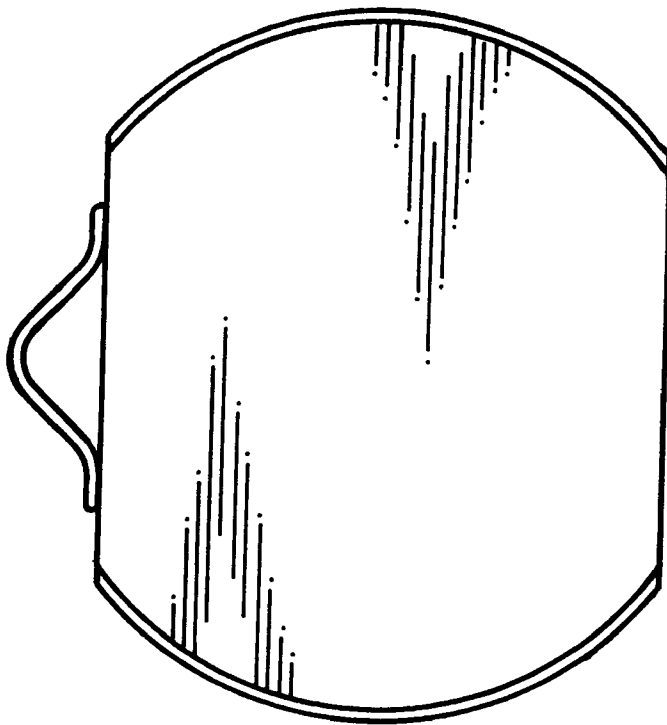


FIG 1



FIG 2



FIG 3



FIG 4

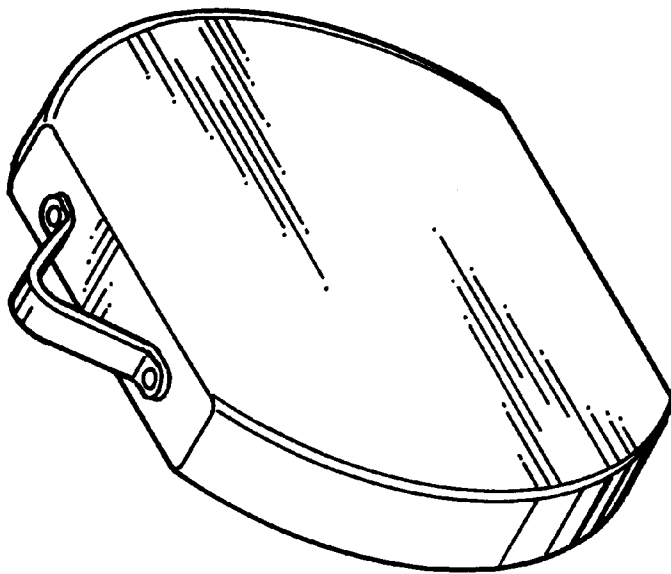


FIG 5