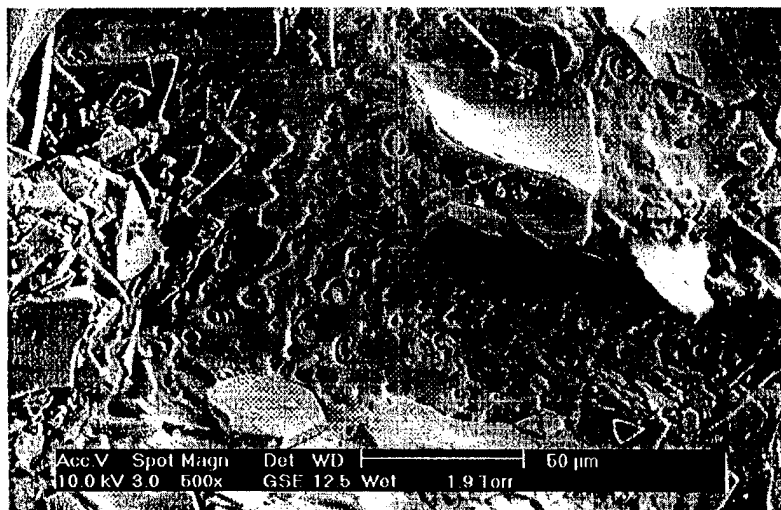




INTERNATIONAL APPLICATION PUBLISHED UNDER THE PATENT COOPERATION TREATY (PCT)

(51) International Patent Classification ⁶ : A61K 47/32, 47/34, 9/14, 9/16, B05D 3/04	A1	(11) International Publication Number: WO 98/51347 (43) International Publication Date: 19 November 1998 (19.11.98)					
<p>(21) International Application Number: PCT/GB98/01325</p> <p>(22) International Filing Date: 6 May 1998 (06.05.98)</p> <p>(30) Priority Data:</p> <table border="0"> <tr> <td>9709561.6</td> <td>10 May 1997 (10.05.97)</td> <td>GB</td> </tr> <tr> <td>9800936.8</td> <td>19 January 1998 (19.01.98)</td> <td>GB</td> </tr> </table> <p>(71) Applicant (for all designated States except US): UNIVERSITY OF NOTTINGHAM [GB/GB]; Lenton Lodge, University Park, Nottingham NG7 2RD (GB).</p> <p>(72) Inventor; and</p> <p>(75) Inventor/Applicant (for US only): HOWDLE, Steven, Melvyn [GB/GB]; University of Nottingham, Dept. of Chemistry, University Park, Nottingham NG7 2RD (GB).</p> <p>(74) Agent: MARKGRAAF PATENTS LIMITED; The Crescent, 54 Blossom Street, York YO24 1AP (GB).</p>	9709561.6	10 May 1997 (10.05.97)	GB	9800936.8	19 January 1998 (19.01.98)	GB	<p>(81) Designated States: AL, AM, AT, AU, AZ, BA, BB, BG, BR, BY, CA, CH, CN, CU, CZ, DE, DK, EE, ES, FI, GB, GE, GH, GM, GW, HU, ID, IL, IS, JP, KE, KG, KP, KR, KZ, LC, LK, LR, LS, LT, LU, LV, MD, MG, MK, MN, MW, MX, NO, NZ, PL, PT, RO, RU, SD, SE, SG, SI, SK, SL, TJ, TM, TR, TT, UA, UG, US, UZ, VN, YU, ZW, ARIPO patent (GH, GM, KE, LS, MW, SD, SZ, UG, ZW), Eurasian patent (AM, AZ, BY, KG, KZ, MD, RU, TJ, TM), European patent (AT, BE, CH, CY, DE, DK, ES, FI, FR, GB, GR, IE, IT, LU, MC, NL, PT, SE), OAPI patent (BF, BJ, CF, CG, CI, CM, GA, GN, ML, MR, NE, SN, TD, TG).</p> <p>Published <i>With international search report.</i> <i>Before the expiration of the time limit for amending the claims and to be republished in the event of the receipt of amendments.</i></p>
9709561.6	10 May 1997 (10.05.97)	GB					
9800936.8	19 January 1998 (19.01.98)	GB					

(54) Title: BIOFUNCTIONAL POLYMERS PREPARED IN SUPERCRITICAL FLUID

**(57) Abstract**

Process for the preparation of a composition comprising a biofunctional polymer substrate and biofunctional material substrate adapted for use in or in association with the human or animal body, cultivated or uncultivated living matter, wherein the biofunctional material substrate is optionally substantially insoluble in the polymer substrate and/or a supercritical fluid, wherein the process comprises contacting a mixture of the substrates or their precursors with a supercritical fluid under supercritical conditions and conditions of reduced viscosity and physical blending to plasticise and swell the polymer and distribute the biofunctional material substrate throughout the polymer, and releasing the fluid under subcritical conditions, wherein the substrates are adapted to be isolated in form of a solid admixture comprising the biofunctional material substrate in substantially unchanged chemical form, and optionally in substantially unchanged physical form, composition obtained thereby, polymer matrix embodiment thereof and the process for its preparation.

FOR THE PURPOSES OF INFORMATION ONLY

Codes used to identify States party to the PCT on the front pages of pamphlets publishing international applications under the PCT.

AL	Albania	ES	Spain	LS	Lesotho	SI	Slovenia
AM	Armenia	FI	Finland	LT	Lithuania	SK	Slovakia
AT	Austria	FR	France	LU	Luxembourg	SN	Senegal
AU	Australia	GA	Gabon	LV	Latvia	SZ	Swaziland
AZ	Azerbaijan	GB	United Kingdom	MC	Monaco	TD	Chad
BA	Bosnia and Herzegovina	GE	Georgia	MD	Republic of Moldova	TG	Togo
BB	Barbados	GH	Ghana	MG	Madagascar	TJ	Tajikistan
BE	Belgium	GN	Guinea	MK	The former Yugoslav Republic of Macedonia	TM	Turkmenistan
BF	Burkina Faso	GR	Greece			TR	Turkey
BG	Bulgaria	HU	Hungary	ML	Mali	TT	Trinidad and Tobago
BJ	Benin	IE	Ireland	MN	Mongolia	UA	Ukraine
BR	Brazil	IL	Israel	MR	Mauritania	UG	Uganda
BY	Belarus	IS	Iceland	MW	Malawi	US	United States of America
CA	Canada	IT	Italy	MX	Mexico	UZ	Uzbekistan
CF	Central African Republic	JP	Japan	NE	Niger	VN	Viet Nam
CG	Congo	KE	Kenya	NL	Netherlands	YU	Yugoslavia
CH	Switzerland	KG	Kyrgyzstan	NO	Norway	ZW	Zimbabwe
CI	Côte d'Ivoire	KP	Democratic People's Republic of Korea	NZ	New Zealand		
CM	Cameroon			PL	Poland		
CN	China	KR	Republic of Korea	PT	Portugal		
CU	Cuba	KZ	Kazakstan	RO	Romania		
CZ	Czech Republic	LC	Saint Lucia	RU	Russian Federation		
DE	Germany	LI	Liechtenstein	SD	Sudan		
DK	Denmark	LK	Sri Lanka	SE	Sweden		
EE	Estonia	LR	Liberia	SG	Singapore		

BIOFUNCTIONAL POLYMERS PREPARED IN SUPERCRITICAL FLUID

The present invention relates to a process for the preparation of a biofunctional polymer composition comprising biofunctional material adapted for use in or in association with a biolocus such as the human or animal body or cultivated
5 or uncultivated living matter, the polymer compositions, and apparatus for the preparation thereof. More particularly the present invention relates to the process, the polymer compositions, and their polymer compositions, and apparatus for the preparation thereof, wherein biofunctional material is adapted for release of biofunctional material into the human or animal body or living
10 matter and/or adapted for insertion into human or animal host structures.

The use of supercritical fluids in the production of polymers as a swelling, foaming or purification agent is known from various sources. Supercritical fluid serves to increase resin mobility thereby improving mixing and processing, to reduce the polymer glass transition temperature by swelling, and enabling
15 processing at lower temperatures, and acts as a solvent for impurities (including unreacted monomer and residual conventional solvents) which may be removed during the processing to give high purity products. Moreover the fluid can be used to aerate the polymer by transition to non-critical gaseous state whereby a porous material may be obtained. Supercritical fluid has found application in
20 incorporation of dyes and other inorganic materials which are insoluble in the supercritical fluid, for example inorganic carbonates and oxides, into polymers with a good dispersion to improve quality, in particular dispersion in products such as paints for spray coating and the like.

2

Polymers have also been used in biomedical applications to develop materials in which biocompatibility can be influenced to promote favourable tissue responses whilst also producing materials with acceptable mechanical and surface properties. Biofunctional composite materials e.g. calcium hydroxyapatite dispersed in various polymers are well established for orthopaedic, dental and other applications. These materials are prepared with very high loadings of biofunctional inorganic solid, of up to 80%, in the form of a powder, and a composite is formed either by vigorous mixing of the powdered material into the solid or molten polymer, or by polymerisation of the monomers in the presence of suspended inorganic powders. In both cases, the material becomes entrapped within the polymer matrix. Particle size is selected for higher mechanical strength (ca. 25 μ m) or surface polishing finishing (ca. 1-8 μ m). These methods for preparation however are prone to insufficient and uncontrolled mixing of material leading to large aggregate formation whereby the composite is prone to fracture and may not be suitable for commercial processing.

The processes have moreover found limited application in incorporating materials which are limited by solubility constraints and sensitivity to process conditions into polymers.

Accordingly there is a need for a process for the preparation of biofunctional polymers having the desired properties for commercial processing and for use in or in association with the human or animal body or living matter as a biofunctional material release agent or a toxicity shielding or barrier agent, or as an implant into a human or animal host structure such as bone or cartilage, dental and tissue structures into which they are surgically implanted for

3

orthopaedic bone and implant, prosthetic, dental filling or restorative applications and the like.

Moreover there is a need for biofunctional polymers having the desired mechanical properties both for commercial processing and for implant into a
5 human or animal host structure such as bone or cartilage, dental and tissue structures into which they are surgically implanted for orthopaedic bone and implant, prosthetic, dental filling or restorative applications and the like.

We have now surprisingly found that the properties of supercritical fluids may be employed to further advantage in the preparation of biofunctional polymers
10 for the improved processing and quality thereof, in a process which is notably independent of solubility constraints and sensitivity of biofunctional materials.

Accordingly in a first aspect of the invention there is provided a process for the preparation of a composition comprising a biofunctional polymer substrate and biofunctional material substrate adapted for use in or in association with the
15 human or animal body, cultivated or uncultivated living matter, wherein the biofunctional material substrate is optionally substantially insoluble in the polymer substrate and/or a supercritical fluid, wherein the process comprises contacting a mixture of the substrates or their precursors with a supercritical fluid under supercritical conditions and conditions of reduced viscosity and
20 physical blending to plasticise and swell the polymer and distribute the biofunctional material substrate throughout the polymer, and releasing the fluid under subcritical conditions, wherein the substrates are adapted to be isolated in form of a solid admixture comprising the biofunctional material substrate in substantially unchanged chemical form, and optionally in substantially

unchanged physical form.

Reference herein to precursors of polymer and/or material substrates, is to components thereof which may be combined in the process of the invention, together with supercritical fluid under the defined process conditions, whereby
5 the precursors react to form the substrate(s) *in situ*. For example functional or non functional component precursors of the biofunctional material may be simultaneously reacted and admixed according to the process of the invention.

Reference herein to a solid admixture is to any desired morphology. For
10 example the biofunctional material substrate may be encapsulated by the biofunctional polymer substrate in the form of a coating, resembling a particulate morphology or may be distributed throughout the biofunctional polymer substrate resembling a (co-)continuous morphology.

In some cases the transition from coated or encapsulated particles to distributed
15 mixtures is merely a gradation of order of magnitude, whereby particles, pellets, monoliths and the like may effectively comprise a plurality of biofunctional material particles independently coated with or encapsulated by a continuous phase of polymer. This is conveniently termed particulate morphology.

It has surprisingly been found that according to the present invention a process
20 is provided which may be suited to the preparation of composition comprising any biofunctional polymer and material substrates, irrespective of the chemical or physical nature thereof, whereby classical processing requirements such as matching solubilities, melt extrusion, mechanical mixing and the like to obtain a suitable blend are found to be not essential to the successful processing of the

composition avoiding solvent poisoning and monomer residues.

The process may therefore be carried out in the presence or absence of additional carriers or solvents, and by selection of biofunctional material substrate which is optionally insoluble in the polymer substrate and/or the
5 supercritical fluid.

Preferably however, where it is desired to obtain a composition comprising a solid admixture comprising the biofunctional material substrate in substantially unchanged chemical and physical form, the process is operated in the substantial absence of the additional carrier or solvent, and with use of
10 biofunctional material substrate which is substantially insoluble in the polymer substrate and the supercritical fluid. By this means it is found that biofunctional material in the form to provide the required bioactivity or like performance, for processing thereof to form the composition, will retain that form in the processed composition.

15 Preferably the process is carried out in the substantial absence of solvent or carrier, by mixing of solid phase material substrate into fluid or solid phase polymer and fluid phase supercritical fluid, whereby the absence of surface tension associated with liquid phase biofunctional material enables excellent dispersion.

20 It is a particular feature of the process of the present invention that conditions of reduced viscosity and physical blending are selected to provide the required plasticisation, swelling and distribution. Conditions will be selected according to the substrates being employed, and the state of the polymer/material mixture

6

in supercritical fluid will be monitored to detect appropriate states of plasticisation and swelling.

Preferably the conditions are controlled throughout to ensure density matching of fluid and polymer components which, together with efficient physical
5 blending or mixing, leads to homogenous mixing of biofunctional material. Blending may be by physical mixing, pumping or otherwise impregnation or diffusion of fluid throughout the polymer/material system.

Preferably blending and reduced viscosity are achieved by agitation with associated shear thinning, for example with aeration or fluidising gas flow,
10 stirring or the like, according to known techniques, more preferably according to the process of US 5,548,004 (Ferro Corp) the contents of which are incorporated herein by reference.

It is a particular advantage of the process of the present invention that the attainment of this polymer mixture state dispenses with the need to provide
15 solvents or polymer melts in order to combine components for mixing thereof, and moreover dispenses with the need to remove carrier or solvent which may be a source of contamination, toxicity, deactivation or the like.

The components of the polymer composition may be combined in any desired order, prior to, or during application of supercritical conditions.

20 The fluid may be present in any effective amount with respect to the polymer composition. Preferably the substrates are immersed in or contacted with the fluid in a batchwise process.

Transition from supercritical to subcritical conditions may be achieved *in situ*, by depressurising a pressure vessel in which the process is carried out, and simultaneously or otherwise ceasing mixing, whereby a foamed monolithic block of polymer is obtained. Alternatively the contents of pressure vessel in which the process is conducted may be discharged into a second pressure vessel at lower pressure whereby a homogeneous porous powder of polymer as hereinbefore defined is obtained by known means.

The process may be controlled in manner to determine the dimensions and void fraction of micro and macro pores.

Suitably the system is rendered non-fluid prior to or subsequent to release of fluid in the third step, in order to retain the porous structure induced by the fluid.

In some cases it may be desirable to introduce an initiator or accelerator to initiate (partial) curing prior to and/or subsequent to release of fluid, and initiation may be simultaneous with introduction or may be delayed, activated by increase in temperature. Alternatively a spray drying step may be employed in place of the curing step prior to or simultaneously with release of the fluid. In this case a post-curing may be employed. This may have advantages in terms of ease of manufacturing and simplicity of apparatus employed.

Further processing of the polymer, for example additional extraction with supercritical fluid as known in the art or with other extractants, post-polymerisation and cross-linking, may be subsequently performed as required and as known in

the art.

The process of the invention may be conducted with use of any known techniques commonly employed in the preparation of polymers.

The polymer may be selected from any known polymer which is suited for
5 introduction into or association with the human or animal body or living matter
in non-toxic manner. Suitable polymer materials are selected from synthetic
biodegradable polymers as disclosed in "Polymeric Biomaterials" ed. Severian
Dumitriu, ISBN 0-8247-8969-5, Publ. Marcel Dekker, New York, USA, 1994,
synthetic non-biodegradable polymers; and natural polymers. Preferably the
10 polymer is selected from homopolymers, block and random copolymers,
polymeric blends and composites of monomers which may be straight chain,
(hyper) branched or cross-linked.

Polymers may include but are not limited to the following which are given as
illustration only.

15 Synthetic biodegradable polymers may be selected from:

Polyesters including poly(lactic acid), poly(glycolic acid), copolymers of lactic
and glycolic acid, copolymers of lactic and glycolic acid with poly(ethylene
glycol), poly(ϵ -caprolactone), poly(3-hydroxybutyrate), poly(p-dioxanone),
poly(propylene fumarate);

9

Poly (ortho esters) including Polyol/diketene acetals addition polymers as described by Heller in: ACS Symposium Series 567, 292-305, 1994;

Polyanhydrides including poly(sebacic anhydride) (PSA), poly(carboxybisbarboxyphenoxyphenoxyhexane) (PCPP), poly[bis(p-
5 carboxyphenoxy) methane] (PCPM), copolymers of SA, CPP and CPM, as described by Tamada and Langer in Journal of Biomaterials Science- Polymer Edition, 3, 315-353,1992 and by Domb in Chapter 8 of the Handbook of Biodegradable Polymers, ed. Domb A.J. and Wiseman R.M., Harwood Academic Publishers;

10 Poly(amino acids);

Poly(pseudo amino acids) including those described by James and Kohn in pages 389-403 of Controlled Drug Delivery Challenges and Strategies, American Chemical Society, Washington DC.;

Polyphosphazenes including derivatives of poly[(dichloro) phosphazene],
15 poly[(organo) phosphazenes], polymers described by Schacht in Biotechnology and Bioengineering, 52, 102-108, 1996; and

Azo polymers

Including those described by Lloyd in International Journal of Pharmaceutics, 106, 255-260, 1994.

20 Synthetic Non-biodegradable Polymers may be selected from:

Vinyl polymers including polyethylene, poly(ethylene-co-vinyl acetate), polypropylene, poly(vinyl chloride), poly(vinyl acetate), poly(vinyl alcohol) and copolymers of vinyl alcohol and vinyl acetate, poly(acrylic acid) poly(methacrylic acid), polyacrylamides, polymethacrylamides, polyacrylates, Poly(ethylene glycol), Poly(dimethyl siloxane), Polyurethanes, Polycarbonates, Polystyrene and derivatives.

Natural Polymers may be selected from carbohydrates, polypeptides and proteins including:

Starch, Cellulose and derivatives including ethylcellulose, methylcellulose, ethylhydroxyethylcellulose, sodium carboxymethylcellulose; Collagen; Gelatin; Dextran and derivatives; Alginates; Chitin; and Chitosan;

Preferably a non biodegradable polymer is selected from polymers such as ester urethanes or epoxy, bis-maleimides, methacrylates such as methyl or glycidyl methacrylate, tri-methylene carbonate, di-methylene tri-methylene carbonate; biodegradable synthetic polymers such as glycolic acid, glycolide, lactic acid, lactide, p-dioxanone, dioxepanone, alkylene oxalates and caprolactones such as gamma-caprolactone.

The polymer may comprise any additional polymeric components having performance enhancing or controlling effect, for example determining the degree and nature of cross-linking for improved permeability by bodily fluids or pharmaceutically effective agent, flexural and general mechanical properties.

11

The biofunctional material may be selected from any materials adapted to perform a function on a desired biolocus comprising or otherwise associated with living matter, as hereinbefore defined. A biofunctional material may be bioactive, bioinert, biocidal or the like.

- 5 Preferably a biofunctional material is adapted to induce growth, strengthen, supplement or enhance a desired human, animal or living matter host structure, or combat or protect against threats to the host structure or to the human or animal body in general. The material may be selected from any inorganic or organic material which is optionally substantially insoluble in supercritical
10 fluid, in either or both of its non critical and supercritical states.

More specifically the biofunctional material includes but is not limited to the following examples typically classed as (pharmaceutical) drugs and veterinary products; agrochemicals as pest and plant growth control agents; human and animal health products; human and animal growth promoting, structural, or
15 cosmetic products including products intended for growth or repair or modelling of the skeleton, organs, dental structure and the like; absorbent biofunctional materials for poisons, toxins and the like.

Pharmaceuticals and veterinary products, i.e. drugs, may be defined as any pharmacologically active compounds that alter physiological processes with the
20 aim of treating, preventing, curing, mitigating or diagnosing a disease.

Drugs may be composed of inorganic or organic molecules, peptides, proteins, enzymes, oligosaccharides, carbohydrates, nucleic acids and the like.

12

Drugs may include but not be limited to compounds acting to treat the following:

Infections such as antiviral drugs, antibacterial drugs, antifungal drugs, antiprotozoal drugs, anthelmintics,

- 5 Cardiovascular system such as positive inotropic drugs, diuretics, anti-arrhythmic drugs, beta-adrenoceptor blocking drugs, calcium channel blockers, sympathomimetics, anticoagulants, antiplatelet drugs, fibrinolytic drugs, lipid-lowering drugs;

- 10 Gastro-intestinal system agents such as antacids, antispasmodics, ulcer-healing drugs, anti-diarrhoeal drugs, laxatives, central nervous system, hypnotics and anxiolytics, antipsychotics, antidepressants, central nervous system stimulants, appetite suppressants, drugs used to treat nausea and vomiting, analgesics, antiepileptics, drugs used in parkinsonism, drugs used in substance dependence;

- 15 Malignant disease and immunosuppression agents such as cytotoxic drugs, immune response modulators, sex hormones and antagonists of malignant diseases;

Respiratory system agents such as bronchodilators, corticosteroids, cromoglycate and related therapy, antihistamines, respiratory stimulants, pulmonary surfactants, systemic nasal decongestants;

- 20 Musculoskeletal and joint diseases agents such as drugs used in rheumatic diseases, drugs used in neuromuscular disorders; and

Immunological products and vaccines.

- Agrochemicals and crop protection products may be defined as any pest or plant growth control agents, plant disease control agents, soil improvement agents and the like. For example pest growth control agents include insecticides, miticides, rodenticides, molluscicides, slugicides, vermicides (nematodes, anthelmintics), soil fumigants, pest repellants and attractants such as pheromones etc, chemical warfare agents, and biological control agents such as microorganisms, predators and natural products;
- plant growth control agents include herbicides, weedicides, defoliant, dessiccants, fruit drop and set controllers, rooting compounds, sprouting inhibitors, growth stimulants and retardants, moss and lichen controllers and plant genetic controllers or agents;
- plant disease control agents include fungicides, viricides, timber preservatives and bactericides; and
- soil improvement agents include fertilisers, trace metal additives, bacterial action control stimulants and soil consolidation agents.

Human and animal health or growth promoting products may be defined as any of the above intended for general health purpose, including vitamins, nutrients, steroids, and the like.

- Preferred human and animal growth promoting, structural or cosmetic products as defined above include the class of apatite derivatives, for example calcium hydroxyapatite which functions as a bone or dental component, silicon which functions as a tissue modelling component, and analogues, precursors or

functional derivatives thereof, bioactive species such as collagen, bioglasses and bioceramics, and components adapted for incorporation as implants into meniscus, cartilage, tissue and the like and preferably promote growth, modelling, enhancing or reinforcing of collagen, fibroblasts and other natural
5 components of these host structures.

Absorbent biofunctional materials for poisons, toxins and the like may be defined as any natural or synthetic products capable of immobilising by absorption, interaction, reaction or otherwise of naturally occurring or artificially introduced poisons or toxins.

10 The biofunctional material may be in any desired form suited for the function to be performed, for example in solid, semi-solid such as thixotrope or gel form, semi-fluid or fluid such as paste or liquid form, and may be miscible, immiscible, soluble or insoluble in the polymer and/or supercritical fluid. It may be convenient to adapt the biofunctional material form to render it in preferred
15 form for processing and the function to be performed. The material is preferably in the form of solid particles having particle size selected according to the desired application. Preferably particle size is of similar or of lesser order to that of the composition form, and optionally of any pores, preferably 10^{-9}m - 10^{-2}m , for example of the order of nanometers, micrometers, millimetres or
20 centimetres. Prolonged release of material substrate may be obtained with use of relatively larger pellets or monoliths, compared with rapid release obtained with relatively smaller particles, for example.

A fluid as hereinbefore defined may comprise any known fluid which may be brought into supercritical state as commonly known in the art. As is known in
25 the art such fluids may be subjected to conditions of temperature and pressure

up to a critical point at which the equilibrium line between liquid and vapour regions disappears. Supercritical fluids are characterised by properties which are both gas like and liquid like. In particular, the fluid density and solubility properties resemble those of liquids, whilst the viscosity, surface tension and fluid diffusion rate in any medium resemble those of a gas, giving gas like penetration of the medium

Preferred fluids include carbon dioxide, di-nitrogen oxide, carbon disulphide, aliphatic C₂₋₁₀ hydrocarbons such as ethane, propane, butane, pentane, hexane, ethylene, and halogenated derivatives thereof such as for example carbon tetrafluoride or chloride and carbon monochloride trifluoride, and fluoroform or chloroform, C₆₋₁₀ aromatics such as benzene, toluene and xylene, C₁₋₃ alcohols such as methanol and ethanol, sulphur halides such as sulphur hexafluoride, ammonia, xenon, krypton and the like. Typically these fluids may be brought into supercritical conditions at temperature of between 0-300°C and pressures of 7-1000 bar, preferably 12-800 bar. It will be appreciated that the choice of fluid may be made according to its properties, for example diffusion and as solvent. Preferably the fluid acts as solvent for residual components of a polymer composition as hereinbefore defined but not for biofunctional material as hereinbefore defined. Choice of fluid may also be made with regard to critical conditions which facilitate the commercial preparation of the polymer as hereinbefore defined.

Preferably the fluid comprises carbon dioxide optionally in admixture with any further fluids as hereinbefore defined or mixed with conventional solvents, so-called "modifiers".

16

In a further aspect of the invention there is provided a composition comprising a biofunctional polymer substrate and a biofunctional material substrate adapted for use in or in association with the human or animal body, or cultivated or uncultivated living matter, wherein the biofunctional material substrate is optionally substantially insoluble in the polymer substrate and/or in a supercritical fluid, the polymer composition being obtained by blending substrates in a supercritical fluid and isolation thereof, in the form of a solid admixture comprising the biofunctional material substrate in substantially unchanged chemical form, and optionally in substantially unchanged physical form in the biofunctional polymer substrate.

The polymer composition may be in desired form suitable for the hereinbefore mentioned uses. For application to living matter, the polymer composition may be introduced as a dry or wet spray, powder, pellets, granules, monoliths and the like, comprising the biofunctional material substrate in releasable manner by dissolution, evaporation or the like, for example in the hereinbefore defined agrochemical, insecticidal and the like uses. For administration as a healthcare, pharmaceutical or the like biofunctional composition to the human or animal body, the composition may be suitably formulated according to conventional practices.

20

For use as pharmaceutical and veterinary products fabricated using the inventive process compositions may comprise creams, gels, syrups, pastes, sprays, solutions, suspensions, powders, microparticles, granules, pills, capsules, tablets, pellets, suppositories, pessaries, colloidal matrices, monoliths and boluses and the like, for administration by topical, oral, rectal, parenteral, epicutaneous, mucosal, intravenous, intramuscular, intrarespiratory or like

application routes.

For use as barrier agents for human or animal or living matter, the composition may be in a suitable form comprising the biofunctional material substrate homogeneously distributed throughout the polymer matrix, which may be
5 shaped or impregnated into a shaped product, to provide the product in the form of a barrier film, layer, clothing or sheet adapted to enclose or otherwise surround the body or matter to be protected.

For use as a structural components, for example comprising the polymer and optional additional synthetic or natural metal, plastic, carbon or glass fibre
10 mesh, scrim, rod or like reinforcing for medical or surgical use, the composition may be adapted for dry or wet insertion into a desired host structure, for example may be in powder, pellet, granule or monolith form suited for insertion as a solid monolith into bone, as fillers or cements for wet insertion into bone or teeth or as solid aggregates or monoliths for orthopaedic implants such as
15 pins, or dental implants such as crowns etc.

Preferably a composition for staged release of material substrate may comprise one or more biofunctional material substrates as hereinbefore defined as one or more layers, obtained by repeating the process of the invention as hereinbefore defined, or by coating of the composition by conventional means.

20 The polymer composition may be of any desired particle size in the range of sub micron powders up to monoliths of the order of centimetres magnitude. It is a particular advantage of the present invention that the polymer composition is obtained in the desired form in uniform size particles such as powder, pellets

and the like. Accordingly if it is desired to obtain a random or discrete distribution of particle size the polymer composition may be milled or may be blended from different size batches.

Particle size may be controlled according to known techniques by controlled removal of supercritical fluid. If it is desired to obtain particulate composition, the process mixture is suitably removed from the mixing chamber under supercritical conditions into a separate container under subcritical conditions through a nozzle or like orifice of desired aperture, and under desired difference of conditions and removal rate, adapted to provide the desired particle size. Spray drying apparatus and techniques may commonly be employed for the technique. It is a feature of the uniform solid admixture obtained in the processing stage and the uniform distribution of the suitable supercritical fluid throughout the admixture that is responsible for uniform particle size in the final polymer composition product. Non Newtonian fluids that give low viscosity enabling flow through pipes/orifices and shear thinning are particularly appropriate.

If it is desired to obtain a polymer composition in the form of monoliths, the supercritical fluid is suitably removed using known techniques for foaming polymers. Accordingly the polymer mix is retained in a mixing vessels and conditions are changed from supercritical to subcritical at a desired rate to cause removal of the fluid from the polymer mix. Depending on the nature of the polymer it is possible to obtain the monolith in porous foamed state, having interconnecting pores and channels created by the removal of the supercritical fluid, simply by selecting a polymer consistency which is adapted to retain its foamed state.

Alternatively a less viscous polymer consistency may be employed whereby a substantially non foamed or non-porous monolith may be attained by relaxation of polymer mix subsequent to removal of supercritical fluid.

5 Monoliths may be formed into desired shape during the processing thereof, for example by removal of supercritical fluid from a mixing vessel having the desired monolith shape. Alternatively monolith may be removed from the mixing vessel and cut to desired shape.

10 It is a particular feature of the invention that properties of polymer density and porosity and biodegradability may be employed to beneficial effect in release of biofunctional material substrate, such as drugs and the like in/or in association with the human or animal body or living matter, and/or as structural implants in or in association with the human or animal body or living matter, to be compatible in terms of structural properties of the locus of implantation.

15 The nature and form of composition may also be selected according to desired loading of polymer with a biofunctional material substrate. It has been found that biofunctional material substrate may be introduced up to a maximum loading at which cohesion of polymer is no longer effective. Advantageously it has been found that higher loading may be obtained according to the process of the present invention than with known processes, by virtue of the uniform
20 morphology of biofunctional polymer and material substrates, and loadings of biofunctional material substrate up to and in the range 0.01 – 99.9 %, for example in excess of 50 wt%, or in excess of 80 wt% have been obtained.

Accordingly the polymer composition of the invention may be characterised by the morphology obtained and which may be determined by analysis of a cross section thereof.

Additional components which may be incorporated during the manufacture of the polymer composition, for example initiators, accelerators, hardeners, stabilisers, antioxidants, adhesion promoters, fillers and the like may be incorporated within the polymer. Markers and tags and the like may be incorporated to trace or detect administration or consumption of the composition according to known techniques.

If it is desired to introduce an adhesion promoter into the polymer composition, the promoter may be used to impregnate or coat particles of biofunctional material prior to introduction into the polymer composition, by means of simple mixing, spraying or other known coating steps, in the presence or absence of fluid as hereinbefore defined. Preferably coating is performed in conjunction with mixing with fluid as hereinbefore defined whereby excellent coating is obtained. For example the adhesion promoter is dissolved in fluid as hereinbefore defined and the solution is contacted with biofunctional material particles as hereinbefore defined. Alternatively the adhesion promoter is introduced into the autoclave during the mixing and/or polymerisation step whereby it attaches to the biofunctional material particles in desired manner.

Preferably the total amount of fillers including the biofunctional material lies in the region of 0.01-99.9 wt %, preferably 0.1-99 wt%, more preferably in excess of 50 or 60 wt%, up to for example 70 or 80 wt %.

The biofunctional material may be treated prior to or during the incorporation in the polymer with any suitable materials adapted to enhance the performance or mechanical properties thereof. The biofunctional material may be treated with components such as binders adapted to promote adhesion of material to the polymeric substrate, dispersants to increase dispersion throughout the substrate and prevent aggregate formation, to increase dispersion as a suspension throughout a supercritical fluid, activators to accelerate any biofunctional effect in situ and the like. Preferably a biofunctional material comprising hydroxapatite may be treated with binding species such as silanes and the like to facilitate increased adhesion of particles to the polymeric substrate.

Without being limited to this theory it is thought that the adhesion promoter attaches to the biofunctional material thereby exposing or otherwise selecting a binding site which may bind to the polymer or components.

Preferably the adhesion promoter is soluble in fluid as hereinbefore defined whereby residual promoter which is not bound to the biofunctional material or to the polymer is removed by extraction from the product polymer by the fluid, or the vented gas.

In a further aspect of the invention there is provided a resin, fluid or biofunctional material as hereinbefore defined or components thereof for use in the preparation of a polymer composition as hereinbefore defined.

In a further aspect of the invention there is provided an apparatus for use in the preparation of a biofunctional polymer as hereinbefore defined. Suitably the apparatus comprises one or more pressure vessels adapted for temperature and

pressure elevation and comprising means for mixing the contents. The pressure vessel may include means for depressurisation or for discharging of contents into a second pressure vessel at lower pressure. The apparatus comprises means for introduction of reactants and components whilst the vessel is pressurised, as
5 commonly known in the art.

In a further aspect of the invention there is provided a composition as hereinbefore defined for use as hereinbefore defined, for example as a pharmacologically active product, preferably a pharmaceutical or veterinary product, a human or animal health or growth promoting, structural or cosmetic product, an
10 agrochemical or crop protection product, a natural or synthetic barrier capable of immobilising naturally occurring or artificially introduced poisons, toxins and the like by absorption, interaction, reaction and the like.

Suitably dry or wet insertion into a human or animal host structure is by any known technique, for example for bone, implanting in orthopaedic and
15 prosthetic applications, implanting as cement or crown in dental applications or dental restructuring, or implanting into a host structure as a slow release implant. The use of the polymer may be for cosmetic/aesthetic or for medical application. It is a particular advantage that a polymer as hereinbefore defined comprising biofunctional material may be inserted in known manner to
20 encourage growth within the host structure whereby the insert becomes integral with the host structure.

Suitably use for release of biofunctional material as hereinbefore defined is by introducing the composition into a desired locus. A non-biodegradable polymer composition may provide release of substrate by delayed water penetration,
25 restricted rates of substrate diffusion through voids in the polymer matrix and

the like, with excretion or surgical removal of matrix from the human or animal body, or removal from any locus as desired. A biodegradable substrate may provide release in the course of biodegradation, by progressively exposing substrate to the locus with progressive degradation.

5 The invention is now further described with reference to specific embodiments

In a first specific embodiment there is provided a biofunctional polymer matrix comprising biofunctional material which is substantially soluble or insoluble in a supercritical fluid wherein the polymer is of varied porosity whereby the biofunctional material is distributed throughout relatively smaller and relatively
10 larger pores in manner to become embedded in the walls of smaller and larger pores. This may also be termed particulate morphology.

Advantageously the polymer matrix of the invention is characterised by improved mechanical properties facilitating commercial processing and additionally providing both mechanical strength and flexibility for commercial
15 applications. In a further advantage the polymer is adapted to mimic the structure of porous human and animal host structures such as bone, meniscus and cartilage, dental and tissue structures thereby enhancing its suitability as structural or release implant and simultaneously improving biocompatibility thereof.

20 The polymer matrix as defined above provides pores of at least two different orders of magnitude, for example of micro and macro type, each present in an amount of between 1 and 99% of the total void fraction of the polymer.

The desired orders of magnitude of the at least two pore types may be selected according to the desired application and specifically according to the host system into which it is desired to implant the polymer. Likewise, the distribution of pores of micro and macro type may be selected according to the
5 desired applications and specifically according to the desired properties of mechanical strength and void fraction of the host system into which it is desired to implant the polymer.

The biofunctional material is adapted to be retained within the polymer, within a host structure either temporarily or permanently. For example the material
10 may comprise a "skeleton" which becomes integrated within the host, or may be released over a desired period, within the host structure to affect the functioning of the host structure or the body in general. In each case the polymer may optionally comprise a polymer selected from any known polymers which are adapted to degrade in the human or animal body in non-toxic manner.

15 In the specific embodiment the biofunctional material may comprise a biofunctional material which is selected from a component, or precursor, derivative or functional analogue thereof, of a host structure into which implantation is desired.

In this case the micro pores are suitably of a magnitude and distribution
20 whereby embedding with biofunctional material provides an acceptable degree of biofunctionality without prejudice to the mechanical properties of the polymer. Without being limited to this theory it is thought that a fine network of biofunctional material created in this manner may enhance the biomechanical properties of the polymer, in contrast to that of known polymers comprising
25 inhomogeneous distribution and large aggregates of inorganic materials. For

25

example, for orthopaedic or dental application, by embedding with an apatite component as biofunctional material a bone "skeleton" is synthetically created.

Similarly the macro pores, are suitably of magnitude and distribution whereby embedding of pore walls with a biofunctional material creates biofunctional
5 pores mimicking those of the host structure, thereby providing by synthetic means an implant or the like which is functionally identical to the natural host.

In the specific embodiment the biofunctional material may otherwise comprise a pharmaceutically effective agent selected from any known agent which it is desired to release into the human or animal body by slow release means.

10 In this case the micro pores are suitably of magnitude and distribution whereby embedding with pharmaceutically effective agent provides a reservoir of agent, adapted for uniform or controlled slow release by means of diffusion from or biodegrading of the polymer, without prejudice to the mechanical properties of the polymer.

15 Similarly the macro pores are suitably of magnitude and distribution whereby embedding with a pharmaceutically effective agent to a desired thickness creates release loci into which pharmaceutically active agent may dissolve and be released, and optionally at the walls of which the degrading of biodegradable polymer takes place.

20 Reference herein to micro and macro pores being of different orders of magnitude is therefore to be understood to be respectively of any unit dimension and its corresponding 10^n multiple. For example micro pores may be of the

order of $10^{-(10-7)}$ m with respective macro pores of the order of $10^{-(7-5)}$ m, preferably $10^{-(8-7)}$ m and $10^{-(6-5)}$ m respectively, more preferably of micron and 10^2 micron order. The pores may be of any desired configuration. Preferably the pores form a network of tortuous interlinking channels, more preferably wherein
5 the micro pores interlink between the macro pores.

In a further specific embodiment of the invention the polymer resin system may comprise a residual amount of (co-) monomers, (co-) oligomers and/or pre-polymers which may be dissolved in a supercritical fluid.

Accordingly in the further specific embodiment of the invention there is
10 provided a process for the preparation of a biofunctional polymer composition as hereinbefore defined comprising: in a first step obtaining substrates as hereinbefore defined under conditions of temperature and/or pressure to bring the fluid into supercritical state; in a second step mixing thereof; and in a third step releasing the fluid in sub or super critical state under sub or super critical
15 conditions of temperature and/or pressure whereby an amount of (co-) monomers, (co-) oligomers and/or pre-polymers dissolved in the fluid are removed from the system and the soluble or insoluble biofunctional material substrate is deposited distributed throughout the composition.

It is a particularly surprising feature of the invention that the process is
20 independent of and may even benefit from by the presence of, or addition of, residual (co-) monomers and the like, whereas conventionally these are to be avoided for purity and toxicity reason.

In a further aspect of the specific embodiment of the invention there is provided a resin system which may be cured to comprise a polymer as hereinbefore

defined comprising (co-) monomers, (co-) oligomers, pre-polymers and mixtures thereof in admixture with a fluid solution or a fluid dispersion of biofunctional material in supercritical state or adapted to be brought into supercritical state *in situ*, wherein an amount of the (co-) monomers, (co-) oligomers and/or pre-polymers is soluble in the fluid in supercritical state and wherein the biofunctional material, as hereinbefore defined is substantially insoluble in the fluid in one or both of its super and subcritical states.

In a further aspect of the specific embodiment of the invention there is provided a cured or partially cured or otherwise non-fluid resin system for the preparation of a polymer as hereinbefore defined comprising an amount of residual (co) monomers, (co-) oligomers and/or pre-polymers in admixture with a fluid solution or fluid dispersion of a biofunctional material as hereinbefore defined in supercritical state or adapted to be brought into supercritical state whereby the residual components are soluble in the fluid.

The invention is now illustrated in non limiting manner with reference to the following examples and Figures.

Example 1

Polymerisation to form gel with homogeneously dispersed inorganic biofunctional material - subsequent extraction of soluble monomeric/oligomeric residues by supercritical fluid processing.

Starting materials are methyl methacrylate monomer and hydroxyapatite powder at 50% by volume. The materials are mixed under constant stirring and

initiator (AIBN) is added. Heating to $> 65^{\circ}\text{C}$ initiates polymerisation process and the polymerisation reaction is quenched by cooling when thickening to a gel is observed at ca 75-90% conversion to polymer under conditions employed ($M_w > 20,000$).

- 5 The polymerised material is then removed from the reaction vessel and placed within a high pressure autoclave. Extraction with supercritical carbon dioxide (3000 psi/ 35°C) for a period of 30 minutes at a flow rate of 1-10ml/minute leads to removal of all CO_2 soluble materials namely residual monomer/low molecular weight oligomer, unreacted initiator and initiator by-products.
- 10 Depressurisation of autoclave leads to a porous material having 50 vol% hydroxyapatite distributed within the pores. The polymer is shown in Figures 1a) and 1b) which are scanning electron microscopy images at respective magnifications of 100 micron (macro pore "channel" visible) and 1 micron (micro pore "skeleton" visible). The hydroxyapatite is clearly seen uniformly
15 distributed throughout the polymer and open porous structure, embedded in the walls of the pores in Figure 1a) and in the form of particles trapped within the polymer substrate in the open porous structure in Figure 1b). By comparison with Figure 2a) (macropore "channels") and 2b) ("micropore "skeleton") the corresponding structures are shown, prepared from pure PMMA polymer by
20 supercritical fluid processing (sc CO_2 , 3000 psi/ 50°C) without incorporation of hydroxyapatite.

Example 2

Mixing and polymerisation step to be carried out in supercritical carbon

dioxide environment.

Methyl methacrylate monomer and hydroxyapatite are added to a high pressure autoclave. The autoclave is equipped with highly efficient stirring and temperature control. The autoclave is charged with carbon dioxide at a defined
5 temperature and pressure (ca. 75°C, 3000 psi). The vessel is charged with initiator (AIBN) and polymerisation occurs leading to hydroxyapatite encapsulated in a polymeric foam. The pressure and temperature of the vessel are controlled so as to ensure density matching of carbon dioxide solvent and the polymer and efficient stirring leads to homogeneous mixing of
10 hydroxyapatite.

Discharging of the contents into a second autoclave at lower pressure yields a homogeneous porous powder of hydroxyapatite encapsulated in polymer.

Example 3

As in Example 2. But starting with polymer or high molecular weight oligomer
15 and HA powder. The autoclave is charged with carbon dioxide at a defined temperature and pressure (ca. 75°C, 3000 psi), sufficient to ensure density matching of carbon dioxide solvent and polymer. Discharging of the contents into a second autoclave at low pressure yields a homogeneous porous powder of hydroxyapatite encapsulated in polymer.

20 Example 4

SCF use in Pharmaceutical Manufacturing

In a specific example of the use of the invention particles of the protein catalase (ca mean diameter 50 micron) are mixed with the biodegradable polymer poly(DL-lactide-co-glycolide) (PLGA) as per example 3, in the presence of super critical CO₂ at 45 °C and 200 bar. After agitation for 30 minutes, the autoclave was depressurized leading to solid dispersions of a monolith form, in which catalase particles are intimately mixed with the biodegradable polymer. Figure 3a) and 3b) are scanning electron microscopy images at respective higher and lower magnifications of 10 micron (particles and micropores visible) and 50 micron (particles embedded in "channels").

The percentage incorporation of the catalase into the biodegradable matrices was determined by the weight ratio of the catalase:PLGA. Incorporation values of between 1 and 50% were routinely manufactured.

Removal of the catalase from the matrices by degradation of the polymer enabled the activity of the enzyme to be quantified using a hydrogen peroxide decomposition assay. The results of this assay demonstrated that the enzyme lost no appreciable activity due to the SCF processing.

Such dispersions may be employed as controlled drug delivery devices that release catalase at rates determined by the porosity of the polymer matrix, or the PLGA:catalase ratio.

Example 5*Method for producing monoliths or non-powdered composite materials*

As in Examples 2 and/or 3 leading to a homogenised foam structure within the primary autoclave. In this case stirring is ceased and the autoclave is depressurised leading to a foamed block of composite material. Further processing (extraction, further polymerisation and cross-linking) is performed
5 as required.

Example 6

As in Example 2, 3, 5 but allowing for addition of a binding species (gamma-methacryloxypropyltrimethoxysilane) to facilitate increased adhesion of apatite particles to the polymeric substrate. The (gamma-methacryloxypropyltrimethoxysilane) species is soluble in supercritical CO₂ and
10 may be injected into the autoclave during the mixing and/or polymerisation step. The siloxane group attaches to the hydroxy apatite leaving a free acrylate group which may be incorporated into the polymeric substrate.

Alternatively, the hydroxyapatite particles may be pre-treated with such a
15 species prior to mixing. Pre-treatment may be performed by a supercritical coating step. Dissolution of the siloxane binder in supercritical CO₂ and subsequent exposure of the hydroxyapatite particles leads to coating of the HA particles. These particles may then be treated as per examples 2, 3, 5.

The solubility of this binder in CO₂ ensures that residual material, not bound to
20 the HA or the polymer substrate is removed from the final product.

It will be apparent from the examples that the process of the invention achieves

highly satisfactory removal of residual monomers and the like. This is of particular advantage for toxicity purposes, whereby release of monomers and the like into the human or animal body is highly undesirable and is to be avoided.

- 5 It will also be apparent from the examples that the choice of a polymer for use in preparing biofunctional polymers of the invention may be distinct from that chosen for preparation of such materials by conventional technique. In particular, certain polymers such as polyethylene may be preferred for conventional biofunctional polymer preparation, in view of the fact that the
- 10 amount of monomer residues (ethylene) is minimal, thereby minimising the toxic effects of the polymer. It will be apparent from the foregoing that it may in some cases be tolerated or even desirable to select a polymer composition having an amount of monomer residues and the like, or to introduce such residues whereby beneficial effects may be obtained, for example the desired
- 15 porosity may be obtained by removal of monomers with the fluid or vented gas.

Further aspects and advantages of the invention will be apparent from the foregoing.

33
CLAIMS

1. Process for the preparation of a composition comprising a biofunctional polymer substrate and biofunctional material substrate adapted for use in or in association with the human or animal body, cultivated or uncultivated living matter, wherein the biofunctional material substrate is optionally substantially insoluble in the polymer substrate and/or a supercritical fluid, wherein the process comprises contacting a mixture of the substrates or their precursors with a supercritical fluid under supercritical conditions and conditions of reduced viscosity and physical blending to plasticise and swell the polymer and distribute the biofunctional material substrate throughout the polymer, and releasing the fluid under subcritical conditions, wherein the substrates are adapted to be isolated in form of a solid admixture comprising the biofunctional material substrate in substantially unchanged chemical form, and optionally in substantially unchanged physical form.
2. Process according to Claim 1 wherein the precursors react to form the polymer and/or material substrates *in situ*.
3. Process according to Claim 1 or 2 wherein the solid admixture comprises the biofunctional material substrate encapsulated by the biofunctional polymer substrate in the form of a coating, resembling a particulate morphology or intimately admixed and uniformly distributed throughout the biofunctional polymer substrate resembling a (co-) continuous morphology.
4. Process according to any of Claims 1 to 3 wherein the biofunctional material substrate is in substantially unchanged physical form, which is operated in the substantial absence of additional carrier or solvent, and

with use of biofunctional material substrate which is substantially insoluble in the polymer substrate and the supercritical fluid.

5. Process according to Claim 4 which is carried out in the substantial absence of solvent or carrier, by mixing of solid phase material substrate into fluid or solid phase polymer and fluid phase supercritical fluid, in substantial absence of surface tension associated with liquid phase biofunctional material.
6. Process according to any of Claims 1 to 5 wherein conditions of reduced viscosity and physical blending comprise agitation with associated shear thinning.
7. Process according to any of Claims 1 to 6 wherein conditions of temperature and pressure are controlled to provide density matching of fluid and polymer components.
8. Process according to any of Claims 1 to 7 wherein transition from super to subcritical conditions is achieved *in situ* by depressurising a pressure vessel in which the process is carried out, or *ex situ* by discharging the contents thereof.
9. Process according to any of Claims 1 to 8 wherein the polymer is selected from polymers suited for introduction into or association with the human or animal body or living matter in non-toxic manner.
10. Process according to any of Claims 1 to 8 wherein the biofunctional material is selected from materials adapted to perform a function on a biolocus comprising or associated with living matter, preferably selected from a bioactive, bioinert, biocidal and the like materials.

11. Process according to Claim 10 wherein the biofunctional material is selected from a pharmacologically active compound, preferably a pharmaceutical or veterinary product, a human or animal health or growth promoting, structural or cosmetic product, an agrochemical or crop protection product, a natural or synthetic barrier capable of immobilising naturally occurring or artificially introduced poisons, toxins and the like by absorption, interaction, reaction and the like.
12. Process according to any one of Claims 1 to 11 wherein the biofunctional material is selected irrespective of its miscibility, solubility or the like in the polymer and/or supercritical fluid.
13. Process according to any one of Claims 1 to 12 wherein the supercritical fluid is selected from carbon dioxide, di-nitrogen oxide, carbon disulphide, aliphatic C₂₋₁₀ hydrocarbons such as ethane, propane, butane, pentane, hexane, ethylene, and halogenated derivatives thereof such as for example carbon tetrafluoride or chloride and carbon monochloride trifluoride, and fluoroform or chloroform, C₆₋₁₀ aromatics such as benzene, toluene and xylene, C₁₋₃ alcohols such as methanol and ethanol, sulphur halides such as sulphur hexafluoride, ammonia, xenon, krypton and the like, preferably adapted to be brought into supercritical conditions at temperature of between 0-300°C and pressures of 7-1000 bar, preferably 12-800 bar.
14. Composition comprising a biofunctional polymer substrate and a biofunctional material substrate adapted for use in or in association with the human or animal body, or cultivated or uncultivated living matter, as hereinbefore defined in any of Claims 1 to 13, wherein the biofunctional material substrate is optionally substantially insoluble in the polymer substrate and/or in a supercritical fluid, the polymer composition being obtained by blending substrates in a supercritical fluid and isolation

thereof, in the form of a solid admixture comprising the biofunctional material substrate in substantially unchanged chemical form, and optionally in substantially unchanged physical form in the biofunctional polymer substrate.

15. Composition according to Claim 14 which is adapted for administration or application as hereinbefore defined in Claims 10 and 11 in a formulation selected from creams, gels, syrups, pastes, sprays, solutions, suspensions, powders, microparticles, granules, pills, capsules, tablets, pellets, suppositories, pessaries, colloidal matrices, monoliths and boluses and the like for administration by topical, oral, rectal, parenteral, epicutaneous, mucosal, intravenous, intramuscular, intraspiratory or like application routes; as a structure comprising natural metal, plastic, carbon or glass fibre mesh, scrim, rod or like reinforcing; in a formulation selected from powders, pellets, granules, monoliths, fillers or cements for bone or teeth inserts or as solid aggregate or monolith pins, crowns and the like as orthopaedic or dental implants; in the form of a shaped product of the polymer matrix, as a barrier film, layer, clothing or sheet adapted to enclose or otherwise surround the body or matter to be protected; and combinations thereof.
16. Composition according to any of Claims 14 and 15 which is of particle size of submicron powders through monoliths of the order of centimeters.
17. Composition according to any of Claims 14 to 16 which is adapted for (staged) release of biofunctional material substrate and comprises one or more biofunctional material substrates as one or more layers by delayed water penetration, restricted rates of substrate diffusion through voids in the polymer matrix and the like, in the course of biodegradation, by progressively exposing substrate to the locus with progressive

degradation with excretion or surgical removal of matrix from the human or animal body, or removal from any locus as desired.

18. Composition according to any of Claims 14 to 17 comprising biofunctional material substrate in loadings of 0.01 to 99.9 wt%.
19. Composition as hereinbefore defined in any of Claims 14 to 18 for use as a pharmacologically active product, preferably a pharmaceutical or veterinary product, a human or animal health or growth promoting, structural or cosmetic product, an agrochemical or crop protection product, a natural or synthetic barrier capable of immobilising naturally occurring or artificially introduced poisons, toxins and the like by absorption, interaction, reaction and the like.
20. Biofunctional polymer matrix comprising biofunctional material which is substantially soluble or insoluble in a supercritical fluid wherein the polymer is of varied porosity whereby the biofunctional material is distributed throughout relatively smaller and relatively larger pores in manner to become embedded in the walls of smaller and larger pores.
21. Biofunctional polymer matrix according to Claim 20 which provides pores of at least two different orders of magnitude, for example of micro and macro type, each present in an amount of between 1 and 99% of the total void fraction of the polymer.
22. Process for the preparation of a biofunctional polymer matrix according to Claim 21 comprising: in a first step obtaining substrates as hereinbefore defined under conditions of temperature and/or pressure to bring the fluid into supercritical state; in a second step mixing thereof; and in a third step releasing the fluid in sub or super critical state under

sub or super critical conditions of temperature and/or pressure whereby an amount of (co-) monomers, (co-) oligomers and/or pre-polymers dissolved in the fluid are removed from the system and the soluble or insoluble biofunctional material substrate is deposited distributed throughout the composition.

23. Composition or matrix as herein described or illustrated in the description, examples or Figures.
24. Process for the preparation of a composition or matrix as herein described in the description and examples.





FIG 1A

FIG 1B



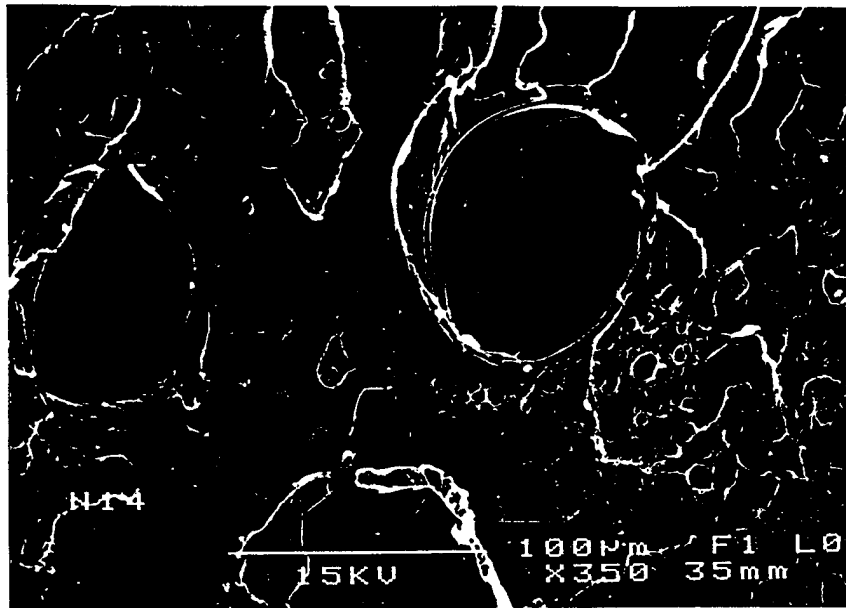
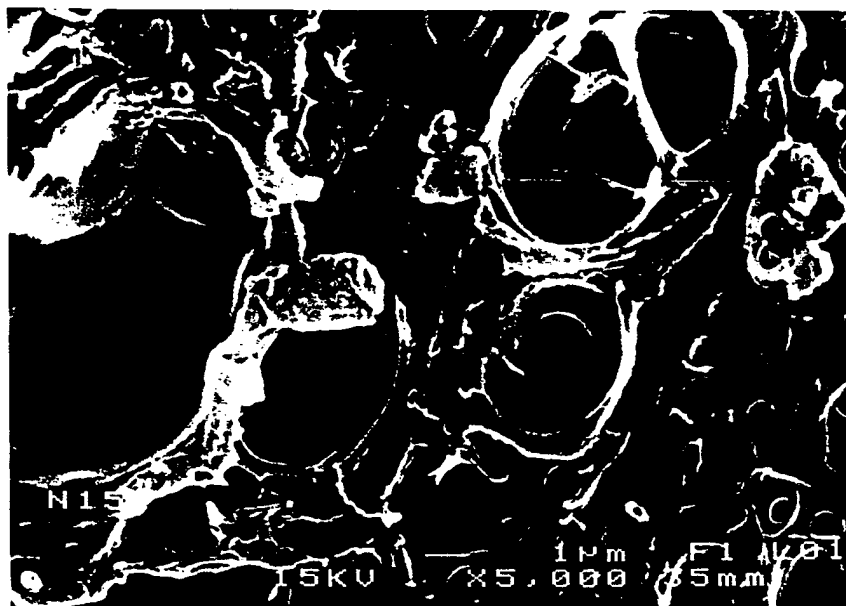


FIG 2A

FIG 2B



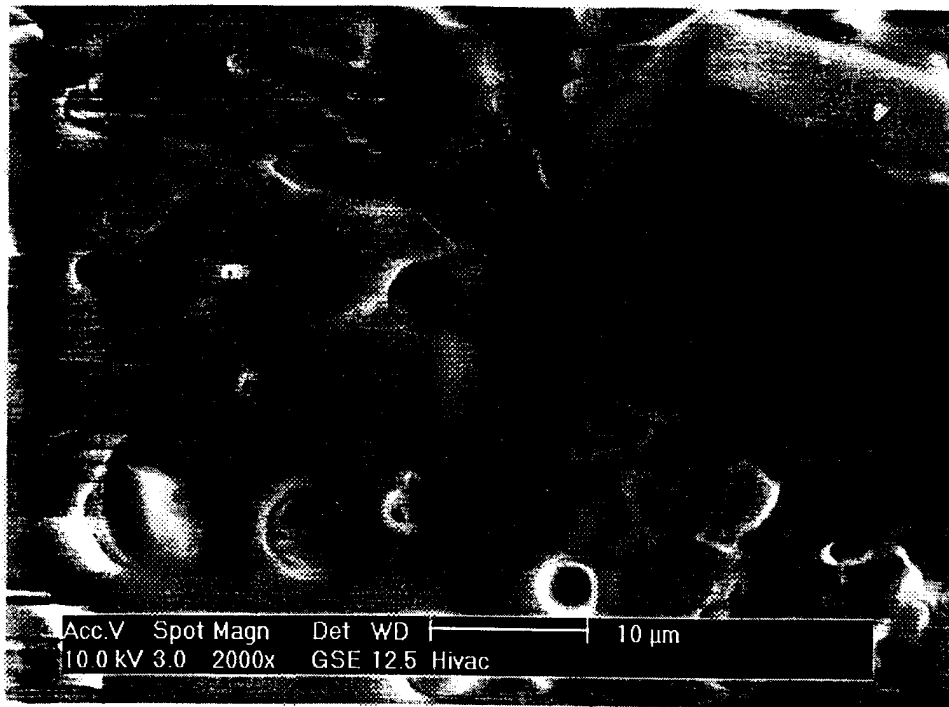
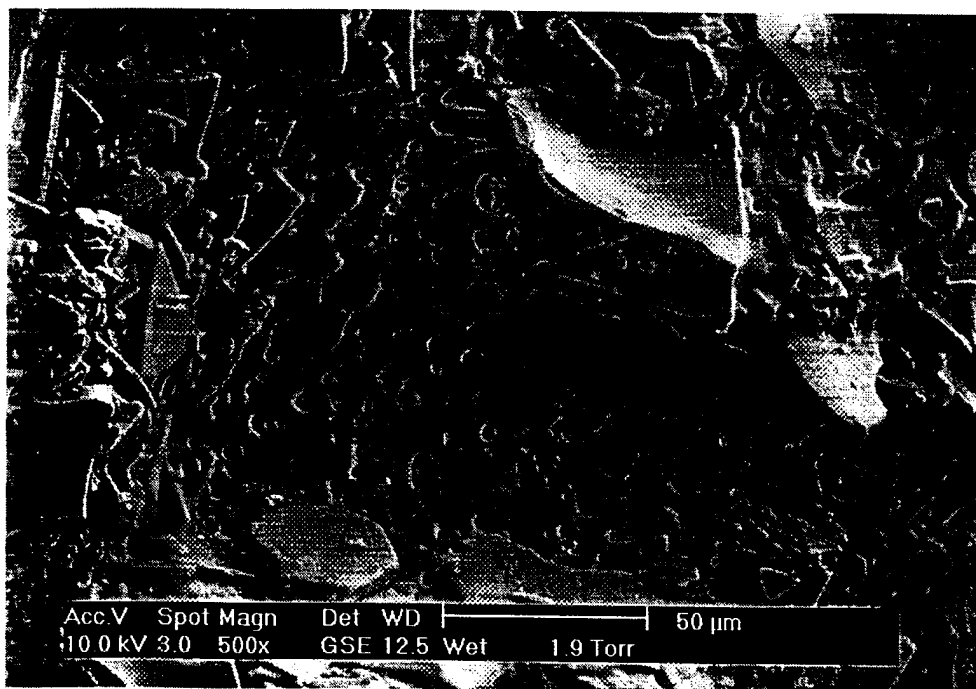


FIG 3A

FIG 3B



INTERNATIONAL SEARCH REPORT

International Application No
PCT/GB 98/01325

A. CLASSIFICATION OF SUBJECT MATTER

IPC 6 A61K47/32 A61K47/34 A61K9/14 A61K9/16 B05D3/04

According to International Patent Classification (IPC) or to both national classification and IPC

B. FIELDS SEARCHED

Minimum documentation searched (classification system followed by classification symbols)

IPC 6 A61K B05D

Documentation searched other than minimum documentation to the extent that such documents are included in the fields searched

Electronic data base consulted during the international search (name of data base and, where practical, search terms used)

C. DOCUMENTS CONSIDERED TO BE RELEVANT

Category °	Citation of document, with indication, where appropriate, of the relevant passages	Relevant to claim No.
X	US 5 340 614 A (PERMAN CRAIG A ET AL) 23 August 1994 * Table 1; col.5, 1.59-65; col.6, 1.9-16; col.9, 1.31-49; claims 1-19 *	1-24
X	WO 91 09079 A (ERBA CARLO SPA) 27 June 1991 * p.2; Table 1; p.4, 1.4-8; p.6, 1.7-p.7, 1.14;p.8, 1.16-p.9, 1.6; claims 1-8 *	1-24
X	US 4 598 006 A (SAND MICHAEL L) 1 July 1986 * col.3, 1.55-59; col.4, 1.4-28; Table I-III; claims 1, 6, 8 and 9 *	1-24

Further documents are listed in the continuation of box C.

Patent family members are listed in annex.

° Special categories of cited documents :

"A" document defining the general state of the art which is not considered to be of particular relevance

"E" earlier document but published on or after the international filing date

"L" document which may throw doubts on priority claim(s) or which is cited to establish the publication date of another citation or other special reason (as specified)

"O" document referring to an oral disclosure, use, exhibition or other means

"P" document published prior to the international filing date but later than the priority date claimed

"T" later document published after the international filing date or priority date and not in conflict with the application but cited to understand the principle or theory underlying the invention

"X" document of particular relevance; the claimed invention cannot be considered novel or cannot be considered to involve an inventive step when the document is taken alone

"Y" document of particular relevance; the claimed invention cannot be considered to involve an inventive step when the document is combined with one or more other such documents, such combination being obvious to a person skilled in the art.

"&" document member of the same patent family

Date of the actual completion of the international search

7 September 1998

Date of mailing of the international search report

11/09/1998

Name and mailing address of the ISA

European Patent Office, P.B. 5818 Patentlaan 2
NL - 2280 HV Rijswijk
Tel. (+31-70) 340-2040, Tx. 31 651 epo nl,
Fax: (+31-70) 340-3016

Authorized officer

Uiber, P

INTERNATIONAL SEARCH REPORT

Int. onal Application No
PCT/GB 98/01325

Patent document cited in search report	Publication date	Patent family member(s)	Publication date
US 5340614 A	23-08-1994	CA 2154359 A	18-08-1994
		EP 0683804 A	29-11-1995
		JP 8506612 T	16-07-1996
		WO 9418264 A	18-08-1994
		US 5508060 A	16-04-1996
WO 9109079 A	27-06-1991	DE 69018456 D	11-05-1995
		DE 69018456 T	07-12-1995
		EP 0464163 A	08-01-1992
		JP 4505775 T	08-10-1992
US 4598006 A	01-07-1986	AU 586861 B	27-07-1989
		AU 5709186 A	06-11-1986
		EP 0200197 A	05-11-1986
		US 4678684 A	07-07-1987