

(19) AUSTRALIAN PATENT OFFICE

(54) Title
Chemically inducible expression of biosynthetic pathways

(51)⁶ International Patent Classification(s)
A01H 5/00 (2006.01) 15/82
C12N 15/82 (2006.01) 20060101ALI2007021
C12P 7/62 (2006.01) **5BHEP** **C12P**
A01H 5/00 7/62
20060101AFI2007021 20060101ALI2007021
5BHEP **C12N** **5BHEP**
PCT/US2006/009531

(21) Application No: 2006227634

(22) Application Date: 2006 .03 .16

(87) WIPO No: W006/101983

(30) Priority Data

(31) Number	(32) Date	(33) Country
60/669,766	2005 .04 .08	US
60/662,235	2005 .03 .16	US

(43) Publication Date : 2006 .09 .28

(71) Applicant(s)
Metabolix, Inc.

(72) Inventor(s)
snell, kristi D.; Peoples, Oliver P.; Kourtz, Lauralynn

(74) Agent/Attorney
FB Rice & Co, Level 23 200 Queen Street, Melbourne, VIC, 3000

(56) Related Art
US20040049805 A1
US6448473 B1

(19) World Intellectual Property Organization
International Bureau



(43) International Publication Date
28 September 2006 (28.09.2006)

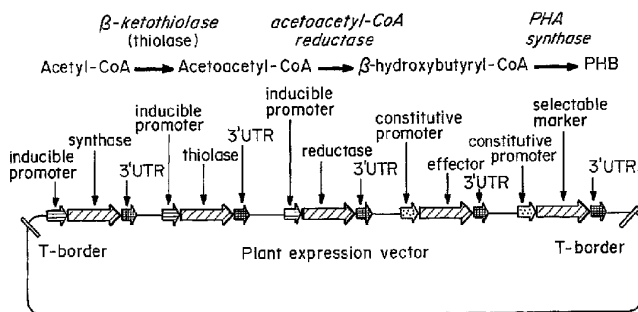
PCT

(10) International Publication Number
WO 2006/101983 A3

- (51) International Patent Classification:
C12N 15/82 (2006.01) A01H 5/00 (2006.01)
C12P 7/62 (2006.01)
- (21) International Application Number:
PCT/US2006/009531
- (22) International Filing Date: 16 March 2006 (16.03.2006)
- (25) Filing Language: English
- (26) Publication Language: English
- (30) Priority Data:
60/662,235 16 March 2005 (16.03.2005) US
60/669,766 8 April 2005 (08.04.2005) US
- (71) Applicant (for all designated States except US):
METABOLIX, INC. [US/US]; 21 Erie Street, Cambridge, Massachusetts 02139 (US).
- (72) Inventors; and
(75) Inventors/Applicants (for US only): KOURTZ, Laura Lynn [US/US]; 7 Colonial Village, #10, Arlington, Massachusetts 02476 (US). PEOPLES, Oliver, P. [GB/US]; 27 Radcliffe Road, Arlington, Massachusetts (US). SNELLI, Kristi, D. [US/US]; 15 Gorham Road, Belmont, Massachusetts 02478 (US).
- (74) Agents: PABST, Patrea, L. et al.; PABST PATENT GROUP LLP, Suite 1200, 1201 Peachtree Street, Atlanta, Georgia 30361 (US).
- (81) Designated States (unless otherwise indicated, for every kind of national protection available): AE, AG, AL, AM, AT, AU, AZ, BA, BB, BG, BR, BW, BY, BZ, CA, CH, CN, CO, CR, CU, CZ, DE, DK, DM, DZ, EC, EE, EG, ES, FI, GB, GD, GE, GI, GM, GR, GU, HD, IL, IN, IS, JP, KE, KG, KM, KN, KP, KR, KZ, LC, LK, LR, LS, LU, LV, LY, MA, MD, MG, MK, MN, MW, MX, MY, NA, NG, NI, NO, NZ, OM, PG, PH, PL, PT, RO, RU, SC, SD, SE, SG, SK, SL, SM, SY, TJ, TM, TN, TR, TT, TZ, UA, UG, US, UZ, VC, VN, YU, ZA, ZM, ZW.
- (84) Designated States (unless otherwise indicated, for every kind of regional protection available): ARIPO (BW, GI, GM, KE, LS, MW, MZ, NA, SD, SL, SZ, TZ, UG, ZM, ZW), Eurasian (AM, AZ, BY, KG, KZ, MD, RU, TJ, TM), European (AT, BE, BG, CH, CY, CZ, DE, DK, EE, ES, FI, FR, GB, GR, HU, IE, IS, IT, LI, LU, LV, MC, NL, PL, PT, RO, SE, SI, SK, TR), OAPI (BF, BJ, CF, CG, CI, CM, GA, GN, GQ, GW, ML, MR, NE, SN, TD, TG).
- Declarations under Rule 4.17:
— as to applicant's entitlement to apply for and be granted a patent (Rule 4.17(ii))

[Continued on next page]

(54) Title: CHEMICALLY INDUCIBLE EXPRESSION OF BIOSYNTHETIC PATHWAYS



(57) Abstract: Methods and constructs for the introduction of multiple genes encoding enzymes in a multi-enzyme biosynthetic pathway are provided. In one embodiment, the constructs contain two or more enzyme-encoding genes, each under the control of an inducible promoter and each with a polyadenylation signal. The constructs are used to produce transgenic plants, in which the expression of the enzymes are increased when a chemical inducing agent is applied, and a biosynthetic product of the series of enzymes encoded by the transgenes is produced. Constructs may be used which contain two or more enzyme-encoding genes under the control of one or more promoters activated by activator molecules or complexes expressed from a transgene or transgenes, which are themselves under the control of one or more inducible promoters and switched on following the external application of a chemical. The transgene or transgenes expressing the activator molecules or complexes may be included in the same construct containing multiple genes encoding enzymes in a multi-enzyme biosynthetic pathway. Alternatively, the transgene or transgenes expressing the activator molecules or complexes may be on a different construct from the construct containing multiple genes encoding enzymes in a multi-enzyme biosynthetic pathway. The activator molecule can be expressed using a constitutive promoter in an inactive form which is converted to the active form following application of the chemical inducing agent.

WO 2006/101983 A3



— as to the applicant's entitlement to claim the priority of the earlier application (Rule 4.17(iii))

(88) Date of publication of the international search report:
15 February 2007

Published:

— with international search report

For two-letter codes and other abbreviations, refer to the "Guidance Notes on Codes and Abbreviations" appearing at the beginning of each regular issue of the PCT Gazette.

5 **CHEMICALLY INDUCIBLE EXPRESSION OF
BIOSYNTHETIC PATHWAYS**

FIELD OF THE INVENTION

This invention generally relates to the construction and use of vectors or constructs suitable for achieving chemical induction of two or more genes encoding two or more enzymes in a metabolic pathway in an organism to enhance the production of the desired product of multienzyme pathways of interest. In particular, the construction of such vectors or constructs for the chemically inducible expression of two or more enzymes in the polyhydroxyalkanoate biosynthetic pathways in plants is disclosed. The production of plants using these vectors or constructs and the improved production of the desired product of the multienzyme pathways are also demonstrated.

BACKGROUND OF THE INVENTION

Plant crops are a desirable host for the production of a range of metabolic products including modified vegetable oils, polyhydroxyalkanoates, amino acids, modified lignins, modified starches and nutraceutical products. Very often production of these new products requires the expression of two or more transgenes encoding two or more polypeptides having enzyme activities. It is desirable to be able to express two or more transgenes at a point in the developmental cycle of the plant to maximize the formation of a desired product. In other cases it is desirable to be able to switch on the expression of a metabolic pathway to mitigate negative impacts on plant growth or yield caused by the polypeptides or products of the metabolic pathways.

30 The development of agricultural systems, in which bioplastics can be produced economically and sustainably in green plants, has the potential to not only dramatically lower the cost of bioplastics, but to sequester CO₂.

Polyhydroxyalkanoates (PHAs) are a family of biodegradable biopolymers that can be produced in plants. The desired commercial target of PHA production in plants is 7.5% to 15% dry weight (dwt) (Y. Poirier and

- KJ. Grays, in *Biopolyesters*, Y. Doi, A. Steinbuechel Eds. (Wiley- VCH5 Weinheim; 2002), pp. 401-435). To date, PHB has been successfully produced in the following plant species: *Arabidopsis thaliana*, *Brassica napus* and *Zea mays* (C. Nawrath *et al. Proc. Natl. Acad. Sci. USA* 91, 12760 (1994); K. Bohmert *et al, Planta* 211, 841 (2000); K.L. Houmiel, *et al, Planta* 209, 547 (1999); Y. Poirier and KJ. Grays, in *Biopolyesters*, Y. Doi, A. Steinbuechel Eds. (Wiley-VCH, Weinheim; 2002), pp. 401-435). However, plants producing in excess of 3% dwt PHB often develop a chlorotic phenotype and/or do not achieve full size (Bohmert, K. *et al.*, in *Molecular Biology and Biotechnology of Plant Organelles*. 10 H. Daniell, C. D. Chase Eds. (Kluwer Academic Publishers, Netherlands; 2004, pp. 559-585). These factors resulted in low total polymer yields and represent a major obstacle to the plant-based production of PHA. Attempts to overcome the problem of low total yields using an inducible promoter to control the expression of a single gene in the PHB pathway have yielded high levels of leaky polymer 15 production in un-induced plants such that plants were still stunted (Bohmert *et. al. Plant Physiol.* 128(4): 1282-90. (2002)).

In a preferred embodiment there is provided vectors or constructs for the inducible expression of two or more genes encoding two or more enzyme activities in a metabolic pathway in plant crops.

- 20 In a further preferred embodiment of the invention there is provided plants transformed with these vectors or constructs and induced coordinated expression of two or more transgenes encoding two or more enzyme activities required for efficient formation of the desired product in the host plant, such as a biopolymer, a novel oil, a modified lignin, a modified starch or a nutraceutical while limiting 25 detrimental effects that can be associated with constitutive expression of the transgene encoded enzymes in pathways, such as those leading to enhanced formation of the desired product.

- In a further preferred embodiment of the invention there is provided genes induced by the foliar or root application of a chemical inducing agent such that 30 the genes are expressed, and the flow of metabolic intermediates is channeled through the appropriate metabolic pathway to enhance the production of a product of that pathway.

- In a further preferred embodiment there is provided methods of application of the chemical inducing agent by foliar or root application at the 35 optimum time during the plant growth cycle to enhance the production of the

desired product and to harvest the plant material and recover the product of interest.

BRIEF SUMMARY OF THE INVENTION

5 Methods and constructs for the introduction of multiple genes encoding enzymes in a multi-enzyme biosynthetic pathway are provided. In one embodiment, the constructs contain two or more enzyme-encoding genes, each under the control of an inducible promoter and each with a polyadenylation signal. The constructs are used to produce transgenic plants, in which the
10 expression of the enzymes is increased when a chemical inducing agent is applied, and a biosynthetic product of the multi-enzyme biosynthetic pathway encoded by the transgenes is produced.

In another embodiment, the method utilizes constructs which contain two or more enzyme-encoding genes under the control of one or more promoters
15 activated by activator molecules or complexes expressed from a transgene or transgenes, which are themselves under the control of one or more inducible promoters and switched on following the external application of a chemical. The transgene or transgenes expressing the activator molecules or complexes may be included in the same construct containing multiple genes encoding enzymes in a
20 multi-enzyme biosynthetic pathway. Alternatively, the transgene or transgenes expressing the activator molecules or complexes may be on a different construct from the construct containing multiple genes encoding enzymes in a multi-enzyme biosynthetic pathway. The activator molecule can be expressed using a constitutive promoter in an inactive form which is converted to the active form
25 following application of the chemical inducing agent.

The biosynthetic pathway may form a number of products including biopolymers, such as a polyhydroxyalkanoates (PHA), vegetable oils containing fatty acids, and nutraceutical compounds. Other biosynthetic pathways include
30 pathways involving the tricarboxylic acid ("TCA") cycle, polyketide synthesis pathway, carotenoid synthesis, glycolysis, gluconeogenesis, starch synthesis, synthesis of lignins and related compounds, production of small molecules that serve as pesticides, fungicides, or antibiotics. The use of inducible promoters to activate transcription of the genes encoding the biosynthetic pathway in a

synchronized manner results in the flow of metabolic intermediates to the desired end product at a timepoint optimal for accumulation of that product.

5 According to the invention there is also provided recombinant vector for the expression of enzymes in a biosynthetic pathway comprising two or more elements, wherein each element comprises operatively linked in the 5' to 3' direction: an inducible promoter that directs transcription of a nucleic acid sequence; a nucleic acid sequence encoding a protein; and a 3' polyadenylation signal sequence, wherein the biosynthetic pathway produces a polyhydroxyalkanoate or modified oil.

10 According to the invention there is also provided a recombinant vector for the expression of enzymes in a biosynthetic pathway comprising, operatively linked in the 5' to 3' direction: a promoter activated by an activator molecule or complex that directs transcription of two or more nucleic acid sequence; two or more nucleic acid sequences each encoding a protein; and a 3' polyadenylation
15 signal sequences, wherein the biosynthetic pathway produces a polyhydroxyalkanoate or modified oil.

According to the invention there is also provided a recombinant vector for the expression of enzymes in a biosynthetic pathway comprising two or more elements, wherein each element comprises operatively linked in the 5' to 3'
20 direction; a promoter activated by an activator molecule or complex that directs transcription of a nucleic acid sequence; a nucleic acid sequence encoding a protein; and a 3' polyadenylation signal sequence, wherein the biosynthetic pathway produces a polyhydroxyalkanoate or modified oil.

According to the invention there is also provided a recombinant vector
25 for the expression of enzymes in a biosynthetic pathway comprising two or more elements, wherein at least one of the elements comprises operatively linked in the 5' to 3' direction: an inducible promoter that directs transcription of one or more nucleic acid sequences encoding an activator molecule or complex; one or more nucleic acid sequences encoding an activator molecule or complex; and a 3'
30 polyadenylation signal sequence; and at least one of the elements comprises operatively linked in the 5' to 3' direction: a promoter activated by an activator molecule or complex that directs transcription of two or more nucleic acid sequence; two or more nucleic acid sequences each encoding a protein; and a 3' polyadenylation signal sequence wherein the biosynthetic pathway produces a
35 polyhydroxyalkanoate or modified oil.

According to the invention there is also provided a recombinant vector for the expression of enzymes in a biosynthetic pathway comprising three or more elements, wherein at least one of the elements comprises operatively linked in the 5' to 3' direction: an inducible promoter that directs transcription of one or
5 more nucleic acid sequences encoding an activator molecule or complex; one or more nucleic acid sequences encoding an activator molecule or complex; and a 3' polyadenylation signal sequence; and at least two of the elements each comprise operatively linked in the 5' to 3' direction: a promoter activated by an activator molecule or complex that directs transcription of a nucleic acid sequence; a
10 nucleic acid sequence encoding a protein; and a 3' polyadenylation signal sequence wherein the biosynthetic pathway produces a polyhydroxyalkanoate or modified oil.

According to the invention there is also provided a transformed plant cell comprising two or more elements, wherein each element comprises operatively
15 linked in the 5' to 3' direction: an inducible promoter that directs transcription of a nucleic acid sequence; a nucleic acid sequence encoding a protein; and a 3' polyadenylation signal sequence, wherein the two or more elements encode proteins to produce a polyhydroxyalkanoate or modified oil.

According to the invention there is also provided a transformed plant cell
20 comprising a recombinant vector for the expression of enzymes in a biosynthetic pathway comprising, operatively linked in the 5' to 3' direction: a promoter activated by an activator molecule or complex that directs transcription of two or more nucleic acid sequences; two or more nucleic acid sequences each encoding a protein; and a 3' polyadenylation signal sequence wherein the biosynthetic
25 pathway produces a polyhydroxyalkanoate or modified oil.

According to the invention there is also provided a transformed plant cell comprising a recombinant vector for the expression of enzymes in a biosynthetic pathway comprising two or more elements, wherein each element comprises operatively linked in the 5' to 3' direction; a promoter activated by an activator
30 molecule or complex that directs transcription of a nucleic acid sequence; a nucleic acid sequence encoding a protein; and a 3' polyadenylation signal sequence wherein the biosynthetic pathway produces a polyhydroxyalkanoate or modified oil.

According to the invention there is also provided a transformed plant cell
35 comprising a recombinant vector for the expression of enzymes in a biosynthetic pathway comprising two or more elements, wherein at least one of the elements

comprises operatively linked in the 5' to 3' direction: an inducible promoter that directs transcription of one or more nucleic acid sequences encoding an activator molecule or complex; one or more nucleic acid sequences encoding an activator molecule or complex; and a 3' polyadenylation signal sequence; and at least one
5 of the elements comprises operatively linked in the 5' to 3' direction: a promoter activated by an activator molecule or complex that directs transcription of two or more nucleic acid sequences; two or more nucleic acid sequences each encoding a protein; and a 3' polyadenylation signal sequence wherein the biosynthetic pathway produces a polyhydroxyalkanoate or modified oil.

10 According to the invention there is also provided a transformed plant cell comprising a recombinant vector for the expression of enzymes in a biosynthetic pathway comprising three or more elements, wherein at least one of the elements comprises operatively linked in the 5' to 3' direction: an inducible promoter that directs transcription of one or more nucleic acid sequences encoding an activator
15 molecule or complex; one or more nucleic acid sequences encoding an activator molecule or complex; and a 3' polyadenylation signal sequence; and at least two of the elements each comprise operatively linked in the 5' to 3' direction: a promoter activated by an activator molecule or complex that directs transcription of a nucleic acid sequence; a nucleic acid sequence encoding a protein; and a 3'
20 polyadenylation signal sequence wherein the biosynthetic pathway produces a polyhydroxyalkanoate or modified oil.

According to the invention there is also provided a method for the production of a biosynthetic product in a plant comprising a) introducing into the plant, a recombinant vector comprising two or more elements, wherein each
25 element comprises operatively linked in the 5' to 3' direction: an inducible promoter that directs transcription of a nucleic acid sequence; a nucleic acid sequence encoding a protein; and a 3' polyadenylation signal sequence and b) activating the inducible promoters with an inducing agent wherein the biosynthetic pathway produces a polyhydroxyalkanoate or modified oil.

30 According to the invention there is also provided a method for producing a biosynthetic product in a plant comprising a) introducing into the plant two or more recombinant vectors, wherein at least one recombinant vector comprises operatively linked in the 5' to 3' direction: an inducible promoter that directs transcription of one or more nucleic acid sequences encoding an activator
35 molecule or complex; one or more nucleic acid sequences encoding an activator molecule or complex; and a 3' polyadenylation signal sequence and at least one

recombinant vector comprises, operatively linked in the 5' to 3' direction: a promoter activated by an activator molecule or complex that directs transcription of two or more nucleic acid sequences; two or more nucleic acid sequences each encoding a protein; and a 3' polyadenylation signal sequence; and b) activating the inducible promoters with an inducing agent wherein the biosynthetic pathway produces a polyhydroxyalkanoate or modified oil.

According to the invention there is also provided a method for producing a biosynthetic product in a plant comprising a) introducing into the plant two or more recombinant vectors, wherein at least one recombinant vector comprises operatively linked in the 5' to 3' direction: an inducible promoter that directs transcription of one or more nucleic acid sequences encoding an activator molecule or complex; one or more nucleic acid sequences encoding an activator molecule or complex; and a 3' polyadenylation signal sequence and at least one recombinant vector comprises two or more elements, wherein each element comprises operatively linked in the 5' to 3' direction; a promoter activated by an activator molecule or complex that directs transcription of a nucleic acid sequence; a nucleic acid sequence encoding a protein; and a 3' polyadenylation signal sequence; and b) activating the inducible promoters with an inducing agent wherein the biosynthetic pathway produces a polyhydroxyalkanoate or modified oil.

According to the invention there is also provided a method for producing a biosynthetic product in a plant comprising a) introducing into the plant, a single recombinant vector comprising two or more elements, wherein at least one of the elements comprises operatively linked in the 5' to 3' direction: an inducible promoter that directs transcription of one or more nucleic acid sequences encoding an activator molecule or complex; one or more nucleic acid sequences encoding an activator molecule or complex; and a 3' polyadenylation signal sequence; and at least one of the elements comprises operatively linked in the 5' to 3' direction: a promoter activated by an activator molecule or complex that directs transcription of two or more nucleic acid sequences; two or more nucleic acid sequences each encoding a protein; and a 3' polyadenylation signal sequence; and b) activating the inducible promoters with an inducing agent wherein the biosynthetic pathway produces a polyhydroxyalkanoate or modified oil.

According to the invention there is also provided a method for producing a biosynthetic product in a plant comprising a) introducing into the plant, a

single recombinant vector comprising three or more elements, wherein at least one of the elements comprises operatively linked in the 5' to 3' direction: an inducible promoter that directs transcription of one or more nucleic acid sequences encoding an activator molecule or complex; one or more nucleic acid sequences encoding an
5 activator molecule or complex; and a 3' polyadenylation signal sequence; and at least two of the elements each comprise operatively linked in the 5' to 3' direction: a promoter activated by an activator molecule or complex that directs transcription of a nucleic acid sequence; a nucleic acid sequence encoding a protein; and a 3' polyadenylation signal sequence; and b) activating the inducible promoters with an
10 inducing agent wherein the biosynthetic pathway produces a polyhydroxyalkanoate or modified oil.

According to the invention, there is also provided a recombinant vector for the expression of a polyhydroxyalkanoate biosynthetic pathway comprising three or more elements in a plant,

15 wherein each element comprises operatively linked in the 5' to 3' direction:
a chemically inducible promoter that directs transcription of a nucleic acid sequence;
a nucleic acid sequence encoding a protein; and
a 3' polyadenylation signal sequence,

20 wherein the nucleic acid sequence encodes a protein selected from the group consisting of beta-ketothiolase, acetoacetyl-CoA reductase, PHB synthase, PHA synthase, threonine dehydratase, 3 hydroxy acyl ACP dehydratase, Δ 3-cis, Δ 2-trans isomerase, propionyl-CoA synthetase, hydroxyacyl-CoA synthetase, hydroxyacyl-CoA transferase, thioesterase, fatty acid synthesis enzymes and fatty acid beta-oxidation
25 enzymes.

According to the invention, there is also provided a recombinant vector for the expression of a polyhydroxyalkanoate biosynthetic pathway comprising three or more elements,

30 wherein each element comprises operatively linked in the 5' to 3' direction:
a promoter activated by a chemically inducible activator molecule or complex that directs transcription of a nucleic acid sequence;
a nucleic acid sequence encoding a protein; and
a 3' polyadenylation signal sequence, wherein the nucleic acid sequence encodes a protein selected from the group consisting of beta-ketothiolase, acetoacetyl-
35 CoA reductase, PHB synthase, PHA synthase, threonine dehydratase, 3 hydroxy acyl ACP dehydratase, Δ 3-cis, Δ 2-trans isomerase, propionyl-CoA synthetase,

hydroxyacyl-CoA synthetase, hydroxyacyl-CoA transferase, thioesterase, fatty acid synthesis enzymes and fatty acid beta-oxidation enzymes.

According to the invention, there is also provided a transformed plant or plant cell comprising a recombinant vector of the invention, wherein the transformed plant
5 produces at least 10% dry weight (dwt) polyhydroxyalkanoate after inducing the inducible promoters, and wherein the plant or plant cell does not exhibit a stunted chlorotic phenotype.

According to the invention, there is also provided a method for the production of a polyhydroxyalkanoate in a plant comprising:

10 a) introducing into the plant, a recombinant vector of the invention, and
b) activating the inducible promoters with an inducing agent,
wherein the transformed plant produces at least 10% dry weight (dwt) polyhydroxyalkanoate after inducing the inducible promoters, and wherein the plant or plant cell does not exhibit a stunted chlorotic phenotype.

15 Throughout this specification the word "comprise", or variations such as "comprises" or "comprising", will be understood to imply the inclusion of a stated element, integer or step, or group of elements, integers or steps, but not the exclusion of any other element, integer or step, or group of elements, integers or steps.

Any discussion of documents, acts, materials, devices, articles or the like which
20 has been included in the present specification is solely for the purpose of providing a context for the present invention. It is not to be taken as an admission that any or all of these matters form part of the prior art base or were common general knowledge in the field relevant to the present invention as it existed before the priority date of each claim of this application.

25

BRIEF DESCRIPTION OF THE DRAWINGS

Figure 1 shows the PHB biosynthetic pathway. In this pathway, acetyl-CoA is converted to acetoacetyl-CoA by a β -ketothiolase. An acetoacetyl-CoA reductase converts acetoacetyl-CoA into β -hydroxybutyryl-CoA. A PHA synthase converts β -
30 hydroxybutyryl-CoA into PHB. A plant expression vector is shown in which all three genes of the PHB biosynthetic pathway are placed under the control of an inducible promoter. These genes are flanked by 3'UTRs. This vector also contains an effector gene under the control of a constitutive promoter flanked by a 3'UTR. This multigene vector also contains a selectable marker under the control of a constitutive promoter
35 and flanked by a 3'UTR.

Figure 2 shows routes for short and medium chain length PHA production from fatty acid degradation (also known as fatty acid beta-oxidation) pathways. Activities to promote PHA synthesis from fatty acid degradation can be selected from the following: acyl CoA dehydrogenases (Reaction 1 a), acyl CoA oxidases (Reaction 1 b), catalases (Reaction 2), alpha subunits of beta-oxidation (Reactions 3, 4, 5), beta subunits of beta-oxidation (Reaction 6), PHA synthases with medium chain length substrate specificity (Reaction 7), beta-ketothiolases (Reaction 8), NADH or NADPH dependent reductases (Reaction 9), PHA synthases with short chain length specificity (Reaction 10), and PHA synthases that incorporate both short and medium chain length substrates (Reaction 11). Selected activities can be

produced in the host plant by transformation of the appropriate genetic construct(s).

Figure 3 is a schematic of a pathway for medium chain length PHA production from fatty acid biosynthesis. Activities to promote PHA synthesis from fatty acid biosynthesis can be selected from the following: 3-hydroxyacyl-acyl carrier protein-coenzyme A transferases (Reaction 1), thioesterases (Reaction 2), acyl CoA synthetases (Reaction 3), CoA transferases (Reaction 4), medium chain length synthases (Reaction 5), beta-ketothiolases (Reaction 6), NADH or NADPH dependent reductases (Reaction 7), and PHA synthases that incorporate both short and medium chain length substrates (Reaction 8). Selected activities can be produced in the host plant by transformation of the appropriate genetic construct(s).

Figure 4 is a schematic pathway for production of high laurate containing oilseeds. Activities to promote increased laurate content in oils can be selected from the following: 12:0-acyl-carrier protein thioesterases (Reaction 1) and 12:0-coenzyme A preferring lysophosphatitic acid acyl transferases (reaction 2). Selected activities can be produced in the host plant by transformation of the appropriate genetic construct(s).

Figure 5 shows pathways for production of very long chain polyunsaturated fatty acids in plants. Activities to promote the synthesis of these fatty acids in plants can be selected from the following: Δ^9 -elongase (Reaction 1), Δ^8 -desaturase (Reaction 2), Δ^5 -elongase (Reaction 3), Δ^6 -desaturase (Reaction 4), and Δ^6 -elongase (Reaction 5). Selected activities can be produced in the host plant by transformation of the appropriate genetic construct(s).

Figure 6 is a schematic pathway for β -carotene (provitamin A) production in transgenic plants. Activities to promote β -carotene formation from the endogenous plant intermediate geranylgeranyl diphosphate can be selected from the following: phytoene synthase (Reaction 1), carotene desaturase capable of converting phytoene to lycopene (Reaction 2), phytoene desaturase (Reaction 3), ζ -carotene desaturase (Reaction 4), and

lycopene β -cyclase (Reaction 5). Selected activities can be produced in the host plant by transformation of the appropriate genetic construct(s).

Figure 7 shows PHB yields in third generation (T_3) 3I plants subjected to root drenching or foliar applications with increasing concentrations of Mimic[®] and Intrepid[®]. The average and standard error for four samples are shown. (A) PHB yields in T_3 3I plants root drenched with various concentrations of Mimic[®]. (B) PHB yields in T_3 3I plants root drenched with various concentrations of Intrepid[®]. (C) PHB yields in T_3 3I plants treated with foliar applications of Intrepid[®].

10 DETAILED DESCRIPTION OF THE INVENTION

Constructs for Transformation of Multiple Genes

The constructs may include two or more inducible promoters, the coding regions from two or more genes encoding proteins, and two or more polyadenylation signals. Alternatively, the constructs may contain one or more promoters activated by activator molecules or components of activator molecules, the coding regions from multiple genes encoding proteins, and one or more polyadenylation signals. These constructs can be used in conjunction with constructs containing one or more inducible promoters, the coding regions for one or more genes encoding activator molecules or components of activator molecules, and one or more polyadenylation signals. The constructs may also include sequences encoding targeting sequences, such as sequences encoding plastid targeting sequences, mitochondrial targeting sequences, peroxisomal targeting sequences or tissue specific sequences.

25 In one embodiment, a construct placing the biosynthetic pathway nucleic acid sequences under the control of multiple inducible promoters preferably contains operatively linked in the 5' to 3' direction, two or more elements, wherein each element contains an inducible promoter that directs transcription of a nucleic acid sequence; a nucleic acid sequence encoding a protein; and a 3' polyadenylation signal sequence.

30 In another embodiment, a construct placing the biosynthetic pathway nucleic acid sequences under the control of multiple inducible promoters

preferably contains a first element including (operatively linked in the 5' to 3' direction): a first inducible promoter that directs transcription of a first nucleic acid sequence encoding a polyhydroxyalkanoate synthase protein; a first nucleic acid sequence encoding a polyhydroxyalkanoate synthase protein; a first 3' polyadenylation signal sequence; a second element including (operatively linked in the 5' to 3' direction): a second inducible promoter that directs transcription of a second nucleic acid sequence encoding an acetoacetyl-CoA reductase protein; a second nucleic acid sequence encoding an acetoacetyl-CoA reductase protein; a second 3' polyadenylation signal sequence; and a third element including (operatively linked in the 5' to 3' direction): a third inducible promoter that directs transcription of a third nucleic acid sequence encoding a beta-ketothiolase protein; a third nucleic acid sequence encoding a beta-ketothiolase protein; and a third 3' polyadenylation signal sequence.

In one embodiment, a construct containing genes expressing multiple enzymes in a biosynthetic pathway includes (operatively linked in the 5' to 3' direction): a promoter activated by an activator molecule or complex that directs transcription of two or more nucleic acid sequences; two or more nucleic acid sequences encoding a protein; and a 3' polyadenylation signal sequence. Alternatively, the construct may contain (operatively linked in the 5' to 3' direction): two or more elements, wherein each element contains a promoter activated by an activator molecule or complex that directs transcription of a nucleic acid sequence; a nucleic acid sequence encoding a protein; and a 3' polyadenylation signal sequence.

These constructs may be used in conjunction with a construct containing (operatively linked in the 5' to 3' direction): an inducible promoter that directs transcription of one or more nucleic acid sequences encoding an activator molecule or complex; one or more nucleic acid sequences encoding an activator molecule or complex; and a 3' polyadenylation signal sequence. Alternatively, the construct may contain (operatively linked in the 5' to 3' direction): two or more elements, wherein each element contains an inducible promoter that directs transcription of a nucleic acid sequence

encoding an activator molecule or complex; a nucleic acid sequence encoding an activator molecule or complex; and a 3' polyadenylation signal sequence.

In another embodiment, a construct contains two or more elements, wherein at least one of the elements comprises operatively linked in the 5' to 3' direction: an inducible promoter that directs transcription of one or more nucleic acid sequences encoding an activator molecule or complex; one or more nucleic acid sequences encoding an activator molecule or complex; and a 3' polyadenylation signal sequence; and at least one of the elements comprises operatively linked in the 5' to 3' direction: a promoter activated by an activator molecule or complex that directs transcription of two or more nucleic acid sequence; two or more nucleic acid sequences each encoding a protein; and a 3' polyadenylation signal sequence.

Alternatively, the construct contains three or more elements, wherein at least one of the elements comprises operatively linked in the 5' to 3' direction: an inducible promoter that directs transcription of one or more nucleic acid sequences encoding an activator molecule or complex; one or more nucleic acid sequences encoding an activator molecule or complex; and a 3' polyadenylation signal sequence; and at least two of the elements each comprise operatively linked in the 5' to 3' direction: a promoter activated by an activator molecule or complex that directs transcription of a nucleic acid sequence; a nucleic acid sequence encoding a protein; and a 3' polyadenylation signal sequence.

Production of biosynthetic products in plants can be achieved by transforming the plants with the constructs described above and activating the inducible promoters with any number of agents (described in detail below). Chemical agents can be applied to plants using a number of methods including foliar spray and root drenching.

A. Inducible Promoters and Control of Gene Expression

Inducible promoter systems require the expression of the gene of interest and an effector cassette. The gene of interest is placed under the control of an inducible promoter. The effector cassette consists of a gene

encoding the protein responsible for the regulation of the inducible promoter, a transcriptional repressor or activator which is typically expressed under the control of strong constitutive promoter (C. Gatz and I. Lenk, *Trends Plant Sci.* 3: 352 (1998)). A number of chemically-inducible promoters for
5 expression in bacterial, yeast, plant or mammalian cells are known and available.

Promoters and transcription termination sequences may be added to the construct when multiple genes are inserted into an appropriate transformation vector, many of which are commercially available. For
10 example, there are many plant transformation vector options available (Gene Transfer to Plants (1995), Potrykus, I. and Spangenberg, G. eds. Springer-Verlag Berlin Heidelberg New York; "Transgenic Plants: A Production System for Industrial and Pharmaceutical Proteins" (1996), Owen, M.R.L. and Pen, J. eds. John Wiley & Sons Ltd. England and Methods in Plant
15 Molecular biology-a laboratory course manual (1995), Maliga, P., Klessig, D. F., Cashmore, A. R., Grissem, W. and Varner, J. E. eds. Cold Spring Laboratory Press, New York). In general, plant transformation vectors comprise one or more coding sequences of interest under the transcriptional control of 5' and 3' regulatory sequences, including a promoter, a
20 transcription termination and/or polyadenylation signal and a selectable or screenable marker gene. The usual requirements for 5' regulatory sequences include a promoter, a transcription initiation site, and a RNA processing signal.

Inducible promoter systems used successfully in plants have been
25 extensively reviewed (M. Padidam, *Curr. Opin. Plant Biol.* 6, 169 (2003); R. Wang *et al. Trans. Res.* 12, 529 (2003); C. Gatz and I. Lenk, *Trends Plant Sci.* 3, 352 (1998)). These inducible systems may be activated by chemicals such as tetracycline, pristamycin, pathogen, light, glucocorticoid, estrogen, copper, herbicide safener, ethanol, IPTG (iso-propyl β -D-1-
30 thiogalactopyranoside), and pathogens.

In a preferred embodiment, the promoter is activated by ecdysone and ecdysone analogs. Ecdysone inducible promoters contain an ecdysone

ligand binding domain (such as that from *Heliothis virescens* Martinez *et al.*, 1999a) fused to a DNA binding domain (for example from another receptor such as the glucocorticoid receptor) and to a transactivating domain (for example the VP16 transactivating domain). Agents which activate
5 ecdysone-inducible promoter include ecdysone, non-steroidal ecdysone analogs such as the biacylhydrazine molecules tebufenozide (active ingredient of the commercial pesticide Mimic[®]), methoxyfenozide (active ingredient of the commercial pesticide Intrepid[®]), phytoecdysteroids, such as muristerone A and ponasterone A, and insect steroid hormone 20-
10 hydroxyecdysone (Lafont, L. & Dinan, L. *J. Insect Science* 3: 7-95 (2003)). Caged β -ecdysone, which is virtually inactive until it is activated by light, may also be used (Lin *et al. Chemistry & Biology* 9: 1347-1353 (2002)).

Ecdysone-inducible promoters have been successfully used in plants, such as transgenic tobacco (Martinez *et al. Plant J.* 19: 97-106 (1999));
15 maize suspension cells (Martinez *et al. Mol. Gen. Genet.* 261: 546-552 (1999)); transgenic maize (Unger *et al. Trans. Res.* 11: 455-465 (2002)); and transgenic *Arabidopsis* (Padidam *et al. Current Opinion Plant Biol.* 6: 169-177 (2003); Koo *et al. Plant J.* 37: 439-448 (2004)).

Glucocorticoid-inducible promoters contain a glucocorticoid ligand
20 and DNA binding domain such as that from the human glucocorticoid receptor. Inducing agents include steroidal compounds such as dexamethasone, hydrocortisone, and prednisone. These promoters have been successfully used in plants, such as transgenic tobacco (Aoyama and Chua, *Plant J.* 11: 605-612 (1997); Bohner *et al., Plant J.* 19: 87-95 (1999));
25 Gremillon *et al., Plant J.* 37: 218-228 (2004)); tobacco suspension cells (Schena *et al., Proc. Natl. Acad. Sci. USA* 88: 10421-10425 (1991)); transgenic *Arabidopsis* (Lloyd *et al., Science* 266: 436-439 (1994)); transgenic rice (Ouwerkerk *et al., Planta* 213: 370-378 (2001)); transgenic *Nicotiana benthamiana* (Mori *et al. Plant J.* 27: 79-86 (2001)); and Virginia
30 pine cell cultures (Tang and Newton, *J. Exp. Botany* 55: 1499-1508 (2004)).

Estrogen-inducible promoters contain the ligand binding domain of an estrogen receptor, typically that of the human estrogen receptor. Inducing

agents include β -estradiol. Estrogen inducible promoters have been successfully used in plants, such as transgenic *Arabidopsis* (Zuo *et al. Plant J.* 24: 265-273 (2000)); transgenic tobacco (Zuo *et al. Plant J.* 24: 265-273 (2000)); transgenic *Nicotinia benthamiana* (Guo *et al. Plant J.* 34: 383-392 (2003)); and maize suspension cells (Bruce *et al. Plant Cell* 12: 65-79 (2000)).

Ethanol-inducible promoters are based on the *alc* regulon of *Aspergillus nidulans*. Ethanol inducible promoters have been successfully used in plants, such as transgenic tobacco (Caddick *et al., Nature Biotechnol.* 16: 177-180 (1998)); Sweetman *et al. Plant Physiol.* 129: 943-948 (2002)), transgenic potato (Sweetman *et al., Plant Physiol.* 129: 943-948 (2002)), transgenic oilseed rape (Sweetman *et al., Plant Physiol.* 129: 943-948 (2002)), transgenic *Arabidopsis* (Roslan *et al. Plant J.* 28: 225-235 (2001)).

Herbicide safener-inducible promoters can involve the maize *In2-2* promoter. Typical inducing agents include herbicide safeners, such as benzenesulfonamide and sulfonyluurea herbicide chlorsulfuron. Herbicide safener inducible promoters have been successfully used in plants (De Veylder *et al., Plant Cell Physiol.* 38: 568-577 (1997)).

Copper-inducible promoters are based on the control elements that regulate the expression of copper detoxifying genes in *Saccharomyces cerevisia*. A typical inducing agent is copper sulfate (CuSO_4). Copper inducible promoters have been successfully used in plants, such as transgenic tobacco (Mett *et al., Proc. Natl. Acad. Sci. USA* 90: 4567-4571 (1993)).

Tetracycline-inducible promoters can consist of elements of the tetracycline resistance operon from *E. coli*. These promoters can be used as an activator or a repressor and in combination with other inducible systems to achieve dual control. For example, the *tet* inducible repressor system can be combined with the glucocorticoid inducible system to obtain a tightly controlled on/off switch (Bohner *et al., Plant J.* 19: 87-95 (1999)). The tetracycline-responsive promoter/ tetracycline-controlled transactivator (tTA) system is well known in the art (Gossen M and Bujard H *Proc Natl Acad Sci USA* 89: 5547-5551 (1992); Adams *et al. Mol. Pharmacol.* 55(6): 1028-

1036 (1999)). Tetracycline inducible promoters have been successfully used in plants, such as transgenic tobacco (Bohner *et al.*, *Plant J.* 19: 87-95 (1999)) and tobacco protoplasts (Gatz and Quail, *Proc. Natl. Acad. Sci. USA* 85: 1394-1397 (1988)).

5 Pristamycin-inducible promoters are based on the transcriptional activator (PIT) which consists of the PIP protein, the repressor of the pristamycin operon of *S. coelicolor*. Inducing agents include the streptogramin antibiotic pristamycin. Pristamycin inducible promoters have been successfully used in plants, such as tobacco suspension cells (Frey *et al.*, *Biotechnol. & Bioengineering* 74: 154-163 (2001)).

10 Pathogen-inducible promoters can involve the *PrpI-a* promoter from potato. Inducing agents include pathogen attack, but the promoters respond to chemicals such as benothiadiazole (BTH) and salicylic acid. Pathogen inducible promoters have been successfully used in plants, such as

15 *Arabidopsis* and tobacco (Bohmert *et al.*, *Plant Physiol.* 128: 1282-1290 (2002)).

 Iso-propyl β -D-1-thiogalactopyranoside (IPTG) is a synthetic, nonhydrolyzable inducer of the *E. coli lac* repressor. Studies have demonstrated that IPTG can be used in cells to induce the expression of host

20 cell genes controlled by the *lac* repressor/operator system (Wilde *et al.*, *EMBO J.* 11, 1251-1259 (1992); Itzhaki *et al. Nat. Genet.* 15:258-265 (1997)).

 Induction of the promoters can be optimized by enhancing efficacy of the inducing agent either by increasing stability and/or uptake of the inducing

25 agent or by increasing the affinity of the inducing agent for the ligand binding domain of the inducible promoter. Chemical modification of the structure of the inducing agent and/or formulation of the solution containing the inducing agent could be used to achieve these goals.

 The inducible promoters could be optimized through gene shuffling

30 techniques to enhance the ligand and/or DNA binding domains and/or the minimal promoter to improve the inducibility of the system.

Plant promoters can be selected to control the expression of the transgene in different plant tissues or organelles for all of which methods are known to those skilled in the art (Gasser & Fraley, Science 244:1293-99 (1989)). The 5' end of the transgene may be engineered to include sequences
5 encoding plastid or other subcellular organelle targeting peptides, such as a plastid targeting signal, linked in-frame with the transgene.

B. Enzymes in Biosynthetic Pathways

Methods and constructs for the introduction of multiple genes encoding enzymes in a multi-enzyme biosynthetic pathway are provided.
10 In one embodiment, the constructs contain inducible promoters driving the expression of multiple gene sequences, each encoding a different protein within a biosynthetic pathway. The constructs contain an effector cassette consisting of a gene encoding the protein responsible for the regulation. This gene has a polyadenylation signal, and is typically placed
15 under the control of strong constitutive or tissue specific promoter. The constructs contain two or more, for example, 2-12, preferably 2-8, and more preferably, 2-7, enzyme-encoding genes, each under the control of an inducible promoter and each having a polyadenylation signal, and are used to
20 produce transgenic organisms in which the expression of the enzymes are increased when the chemical inducing agent is applied, and the product of the series of enzymes encoded by the transgenes is produced. An illustration of such a construct using the PHB biosynthetic pathway as an example is presented in Figure 1.

In a preferred embodiment, the products of the transgenes are
25 enzymes and other factors required for production of a biopolymer, such as a polyhydroxyalkanoate (PHA), a vegetable oil containing fatty acids with a desirable industrial or nutritional profile, or a nutraceutical compound.

Where the product is a PHA, it may be a homopolymer or copolymer of 3-hydroxybutyrate. In this case the transgenes can encode enzymes
30 selected from beta-ketothiolase, acetoacetyl-CoA reductase, PHB ("short chain") synthase, PHA ("long chain") synthase, threonine dehydratase, dehydratase, isomerase, propionyl-CoA synthetase, hydroxyacyl-CoA

synthetase, hydroxyacyl-CoA transferase, thioesterase, fatty acid synthesis enzymes and fatty acid beta-oxidation enzymes. Useful genes are well known in the art, and are disclosed for example by Snell and Peoples *Metab. Eng.* 4: 29-40 (2002) and Bohmert et al. in *Molecular Biology and Biotechnology of Plant Organelles*. H. Daniell, C. D. Chase Eds. (Kluwer Academic Publishers, Netherlands; 2004, pp. 559-585), and outlined in Figures 2 and 3.

Examples of PHA synthases include a synthase with medium chain length substrate specificity, such as phaC1 from *Pseudomonas oleovorans* (WO 91/00917; Huisman, et al. *J. Biol. Chem.* 266, 2191-2198 (1991)) or *Pseudomonas aeruginosa* (Timm, A. & Steinbuechel, A. *Eur. J. Biochem.* 209: 15-30 (1992)), the synthase from *Alcaligenes eutrophus* with short chain length specificity (Peoples, O. P. & Sinskey, A. J. *J. Biol. Chem.* 264:15298-15303 (1989)), or a two subunit synthase such as the synthase from *Thiocapsa pfennigii* encoded by phaE and phaC (U.S. Patent No. 6,011,144). Other useful PHA synthase genes have been isolated from, for example, *Aeromonas caviae* (Fukui & Doi, *J. Bacteriol.* 179: 4821-30 (1997)), *Rhodospirillum rubrum* (U.S. Patent No. 5,849,894), *Rhodococcus ruber* (Pieper & Steinbuechel, *FEMS Microbiol. Lett.* 96(1): 73-80 (1992)), and *Nocardia corallina* (Hall et. al., *Can. J. Microbiol.* 44: 687-91 (1998)). PHA synthases with broad substrate specificity useful for producing copolymers of 3-hydroxybutyrate and longer chain length (from 6 to 14 carbon atoms) hydroxyacids have also been isolated from *Pseudomonas sp.* A33 (*Appl. Microbiol. Biotechnol.* 42: 901-909 (1995)) and *Pseudomonas sp.* 61-3 (Kato, et al. *Appl. Microbiol. Biotechnol.* 45: 363-370 (1996)).

A range of PHA synthase genes and genes encoding additional metabolic steps useful in PHA biosynthesis are described by Madison and Huisman. *Microbiology and Molecular biology Reviews* 63:21-53 (1999).

An alpha subunit of beta-oxidation pertains to a multifunctional enzyme that minimally possesses hydratase and dehydrogenase activities (Figure 2). The subunit may also possess epimerase and Δ 3-cis, Δ 2-trans isomerase activities. Examples of alpha subunits of beta-oxidation are FadB

from *E. coli* (DiRusso, C. C. *J. Bacteriol.* 1990, 172, 6459-6468), FaoA from *Pseudomonas fragi* (Sato, S., Hayashi, *et al.* *J. Biochem.* 1992, 111, 8-15), and the *E. coli* open reading frame f714 that contains homology to multifunctional α subunits of β -oxidation (Genbank Accession # 1788682).

- 5 A β subunit of β -oxidation refers to a polypeptide capable of forming a multifunctional enzyme complex with its partner α subunit. The β subunit possesses thiolase activity (Figure 2). Examples of β subunits are FadA from *E. coli* (DiRusso, C. C. *J. Bacteriol.* 172: 6459-6468 (1990)), FaoB from *Pseudomonas fragi* (Sato, S., Hayashi, M., Imamura, S., Ozeki, Y.,
10 Kawaguchi, A. *J. Biochem.* 111: 8-15 (1992)), and the *E. coli* open reading frame f436 that contains homology to α subunits of β -oxidation (Genbank Accession # AE000322; gene b2342).

- A reductase refers to an enzyme that can reduce β -ketoacyl CoAs to R-3-OH-acyl CoAs, such as the NADH dependent reductase from
15 *Chromatium vinosum* (Liebergesell, M., & Steinbuchel, A. *Eur. J. Biochem.* 209: 135-150 (1992)), the NADPH dependent reductase from *Alcaligenes eutrophus* (Peoples, O. P. & Sinskey, A. J. *J. Biol. Chem.* 264: 15293-15297 (1989)), the NADPH reductase from *Zoogloea ramigera* (Peoples, O. P. & Sinskey, A. J. *Molecular Microbiology* 3: 349-357 (1989)) or the NADPH
20 reductase from *Bacillus megaterium* (U.S. Patent No. 6,835,820).

- A beta-ketothiolase refers to an enzyme that can catalyze the conversion of acetyl CoA and an acyl CoA to a β -ketoacyl CoA, a reaction that is reversible (Figure 2). An example of such thiolases are PhaA from *Alcaligenes eutrophus* (Peoples, O. P. & Sinskey, A. J. *J. Biol. Chem.* 264:
25 15293-15297 (1989)), and BktB from *Alcaligenes eutrophus* (Slater *et al.* *J. Bacteriol.* 180(8):1979-87 (1998)). An acyl CoA oxidase refers to an enzyme capable of converting saturated acyl CoAs to Δ 2 unsaturated acyl CoAs (Figure 2). Examples of acyl CoA oxidases are POX1 from *Saccharomyces cerevisiae* (Dmochowska, *et al.* *Gene*, 1990, 88, 247-252)
30 and ACX1 from *Arabidopsis thaliana* (Genbank Accession # AF057044). A catalase refers to an enzyme capable of converting hydrogen peroxide to hydrogen and oxygen. Examples of catalases are KatB from *Pseudomonas*

aeruginosa (Brown, *et al. J. Bacteriol.* 177: 6536-6544 (1995)) and KatG from *E. coli* (Triggs-Raine, B. L. & Loewen, P. C. *Gene* 52: 121-128 (1987)).

In the case where the product of the transgene encoded enzymes is a modified oil, the transgenes can encode enzymes selected from thioesterase, delta-9-desaturase, omega-3- desaturase, omega-6-desaturase, fatty acid elongase, hydroxylase, and/or triacyl-glycerol biosynthesis enzymes. These enzymes are disclosed in a number of references including U.S. Patent No. 6,140,486; U.S. Patent No. 5,955,650; U.S. Patent No. 6,433,250; U.S. Patent No. 6,051,754; U.S. Patent No. 6,635,451; Singh *et al. Plant Physiol.* 109: 1498 (1995); Tang *et al. Plant Physiol.* 119: 364 (1999); and Madi and Prusky *Plant Physiol.* 121: 1057 (1999)). The vegetable oil product may have an improved fatty acid composition for industrial use, for example, a high hydroxyacid content, a high oleic acid content, or a higher or lower unsaturated fatty acid content. Genes and systems for increasing the lauric acid content of rapeseed oil have been described by Knutzon *et al.* (1999, *Plant Physiol.* 120, 739-746) and are shown in Figure 4. Where the vegetable oil product has enhanced nutritional properties, it may have a reduced unsaturated fatty acid content, for example, high oleic acid or lauric acid content or an enhanced level of long chain polyunsaturated fatty acids (PUFAs). Genes and systems for increasing the level of PUFAs in an oilseed are described by Qi *et al. Nature Biotechnology* 22:739-745 (2004) and are outlined in Figure 5. Additional metabolic engineering strategies for production of new oilseed crops are reviewed by Drexler *et al. J Plant Physiol* 160: 779-802 (2003)).

The product of the transgene encoded enzymes can also be a nutraceutical compound, such as β -carotene (provitamin A). Genes and systems for producing β -carotene in transgenic rice are described by Ye *et al. Science* 287: 303-305 (2000)) and are outlined in Figure 6. Transgenes within the inducible expression cassettes can encode enzyme activities selected from reactions 1-5 in Figure 6.

C. Targeting Sequences

Transgenes encoding multiple enzyme reactions may encode a native multienzyme complex, for example, a microbial fatty acid oxidation complex or a bifunctional enzyme encoding amino acid pathway enzyme activities, such as the *Escherichia coli* homoserine dehydrogenase-aspartokinase involved in threonine production. Many examples of such genes encoding multifunctional enzymes exist in the literature. In other cases a transgene may be constructed to encode a multifunctional enzyme through gene fusion techniques in which the coding sequences of different genes are fused with or without linker sequences to obtain a single gene encoding a single protein with the activities of the individual genes. Such synthetic fusion gene/enzyme combinations can be further optimized using molecular evolution technologies.

In another embodiment, constructs containing multiple genes encoding enzymes in a multi-enzyme biosynthetic pathway are placed under the control of one or more promoters which are activated by an activator molecule or complex expressed from a transgene or transgenes, which are under the control of one or more inducible promoters and are switched on following external application of a chemical. In this situation, the transgenic organism is treated with a chemical inducing agent that increases the expression of an activator molecule or a component of the activator molecule, which is then able to increase the expression of the transgenes encoding the multi-enzyme activities at a time optimal for the production of the metabolic product.

In both embodiments, the induction is ideally carried out at a time in the growth cycle of the plant to enhance the level of the desired product. Preferably, the chemical inducing agent is applied as a foliar spray (Tominack. *J Toxicol Clin Toxicol.* 38(2):129-35 (2000)), although root drenching is a useful alternative (Holt *et al.* *Planta.* 196(2):295-302 (1995)). The metabolic product may be produced in any part of the plant, for example, leaves, stems, flowers, seeds or any combination thereof.

The heterologous nucleotide sequence may further include, within the

region that encodes the enzyme to be expressed, one or more nucleotide sequences comprising a targeting sequence. A "targeting" sequence is a nucleotide sequence that encodes, as part of the enzyme, an amino acid sequence or motif that directs the protein to a particular cellular compartment, resulting in localization or compartmentalization of the protein. Presence of a targeting amino acid sequence in a protein typically results in translocation of all or part of the targeted protein across an organelle membrane and into the organelle interior. Alternatively, it may direct the targeted protein to remain embedded in the organelle membrane.

10 The "targeting" sequence or region of a targeted protein may comprise a string of contiguous amino acids or a group of noncontiguous amino acids. The targeting sequence can be selected to direct the targeted protein to a specialized version thereof, such as a glyoxysome) an endoplasmic

15 reticulum, an endosome, a vacuole, a plasma membrane, a cell wall, a mitochondria, a chloroplast or a plastid.

A chloroplast targeting sequence is any peptide sequence that can target a protein to the chloroplasts or plastids, such as the transit peptide of the small subunit of the alfalfa ribulose-biphosphate carboxylase (Khoudi, *et al.*, Gene 1997, 197, 343-351). A peroxisomal targeting sequence refers to any peptide sequence, either N-terminal, internal, or C-terminal, that can target a protein to the peroxisomes, such as the plant C-terminal targeting tripeptide SKL (Banjoko, A. & Trelease, R. N. Plant Physiol. 1995, 107, 1201-1208; T. P. Wallace *et al.*, "Plant Organellular Targeting Sequences,"

20 in Plant Molecular Biology, Ed. R. Croy, BIOS Scientific Publishers Limited (1993) pp. 287-288, and peroxisomal targeting in plant is shown in M. Volokita, The Plant J., 361-366 (1991)).

D. Marker Genes

Selectable marker genes for use in plants include the neomycin phosphotransferase gene *nptII* (U.S. 5,034,322, U.S. 5,530,196), hygromycin resistance gene (U.S. 5,668,298), and the bar gene encoding resistance to phosphinothricin (U.S. 5,276,268). EP 0 530 129 A1 describes a positive

30

selection system which enables the transformed plants to outgrow the non-transformed lines by expressing a transgene encoding an enzyme that activates an inactive compound added to the growth media. U.S. Patent No. 5,767,378 describes the use of mannose or xylose for the positive selection of transgenic plants. Screenable marker genes include the beta-glucuronidase gene (Jefferson *et al.*, 1987, EMBO J. 6: 3901-3907; U.S. 5,268,463) and native or modified green fluorescent protein gene (Cubitt *et al.*, 1995, Trends Biochem Sci. 20: 448-455; Pan *et al.*, 1996, Plant Physiol. 112: 893-900). Some of these markers have the added advantage of introducing a trait e.g. herbicide resistance, into the plant of interest providing an additional agronomic value on the input side.

E. Transcription Termination Sequences

At the extreme 3' end of the transcript, a polyadenylation signal can be engineered. A polyadenylation signal refers to any sequence that can result in polyadenylation of the mRNA in the nucleus prior to export of the mRNA to the cytosol, such as the 3' region of nopaline synthase (Bevan, M., Barnes, W. M., Chilton, M. D. Nucleic Acids Res. 1983, 11, 369-385).

II. Methods for Using Constructs

A. Transformation

DNA constructs useful in the methods described herein include transformation vectors capable of introducing transgenes into plants. As used herein, "transgenic" refers to an organism in which a nucleic acid fragment containing a heterologous nucleotide sequence has been introduced. The transgenes in the transgenic organism are preferably stable and inheritable. The heterologous nucleic acid fragment may or may not be integrated into the host genome.

Several plant transformation vector options are available, including those described in "Gene Transfer to Plants" (Potrykus, *et al.*, eds.) Springer-Verlag Berlin Heidelberg New York (1995); "Transgenic Plants: A Production System for Industrial and Pharmaceutical Proteins" (Owen, *et al.*, eds.) John Wiley & Sons Ltd. England (1996); and "Methods in Plant Molecular Biology: A Laboratory Course Manual" (Maliga, *et al.* eds.) Cold

Spring Laboratory Press, New York (1995). Plant transformation vectors generally include one or more coding sequences of interest under the transcriptional control of 5' and 3' regulatory sequences, including a promoter, a transcription termination and/or polyadenylation signal, and a selectable or screenable marker gene. For the expression of two or more polypeptides from a single transcript, additional RNA processing signals and ribozyme sequences can be engineered into the construct (U.S. Pat. No. 5,519,164). This approach has the advantage of locating multiple transgenes in a single locus, which is advantageous in subsequent plant breeding efforts. An additional approach is to use a vector to specifically transform the plant plastid chromosome by homologous recombination (U.S. Pat. No. 5,545,818), in which case it is possible to take advantage of the prokaryotic nature of the plastid genome and insert a number of transgenes as an operon.

The transformation of suitable agronomic plant hosts using these vectors can be accomplished with a variety of methods and plant tissues. Representative plants useful in the methods disclosed herein include the Brassica family including napus, rappa, sp. carinata and juncea; Arabidopsis thaliana; maize; soybean; cottonseed; sunflower; palm; coconut; safflower; peanut; mustards including *Sinapis alba*; sugarcane and flax. Crops harvested as biomass, such as silage corn, alfalfa, switchgrass, sorghum or tobacco, also are useful with the methods disclosed herein. Representative tissues for transformation using these vectors include protoplasts, cells, callus tissue, leaf discs, pollen, and meristems. Representative transformation procedures include Agrobacterium-mediated transformation, biolistics, microinjection, electroporation, polyethylene glycol-mediated protoplast transformation, liposome-mediated transformation, and silicon fiber-mediated transformation (U.S. Pat. No. 5,464,765; "Gene Transfer to Plants" (Potrykus, *et al.*, eds.) Springer-Verlag Berlin Heidelberg New York (1995); "Transgenic Plants: A Production System for Industrial and Pharmaceutical Proteins" (Owen, *et al.*, eds.) John Wiley & Sons Ltd, England (1996); and "Methods in Plant Molecular Biology: A Laboratory Course Manual" (Maliga, *et al.* eds.) Cold

Spring Laboratory Press, New York (1995)).

Soybean can be transformed by a number of reported procedures (U.S. 5,015,580; U.S. 5,015,944; U.S. 5,024,944; U.S. 5,322,783; U.S. 5,416,011; U.S. 5,169,770).

5 A number of transformation procedures have been reported for the production of transgenic maize plants including pollen transformation (U.S. 5,629,183), silicon fiber-mediated transformation (U.S. 5,464,765), electroporation of protoplasts (U.S. 5,231,019; U.S. 5,472,869; U.S. 5,384,253), gene gun (U.S. 5,538,877; U.S. 5,538,880), and *Agrobacterium*-
10 mediated transformation (EP 0 604 662 A1; WO 94/00977). The *Agrobacterium*-mediated procedure is particularly preferred as single integration events of the transgene constructs are more readily obtained using this procedure which greatly facilitates subsequent plant breeding. Cotton can be transformed by particle bombardment (U.S. 5,004,863; U.S.
15 5,159,135). Sunflower can be transformed using a combination of particle bombardment and *Agrobacterium* infection (EP O 486 233 A2; U.S. 5,030,572). Flax can be transformed by either particle bombardment or *Agrobacterium*-mediated transformation. Switchgrass can be transformed using either biolistic or *Agrobacterium* mediated methods (Richards *et al.*
20 *Plant Cell Rep.* 20: 48-54 (2001); Somleva *et al.* *Crop Science* 42: 2080-2087 (2002)). Methods for sugarcane transformation have also been described (Franks & Birch *Aust. J. Plant Physiol.* 18, 471-480 (1991); PCT WO 2002/037951).

Recombinase technologies which are useful in practicing the current
25 invention include the cre-lox, FLP/FRT and Gin systems. Methods by which these technologies can be used for the purpose described herein are described for example in (U.S. 5,527,695; Dale And Ow, 1991, Proc. Natl. Acad. Sci. USA 88: 10558-10562; Medberry *et al.*, 1995, Nucleic Acids Res. 23: 485-490).

30 Following transformation by any one of the methods described above, the following procedures can be used to obtain a transformed plant expressing the transgenes: select the plant cells that have been transformed

on a selective medium; regenerate the plant cells that have been transformed to produce differentiated plants; select transformed plants expressing the transgene producing the desired level of desired polypeptide(s) in the desired tissue and cellular location.

5 **B. Production of Biosynthetic Products**

The expression of multiple enzymes is useful for altering the metabolism of plants to increase, for example, the levels of nutritional amino acids (Falco et al. *Biotechnology* 13: 577 (1995)), to modify lignin metabolism (Baucher et al. *Crit. Rev. Biochem. Mol. Biol.* 38: 305-350 (2003)), to modify oil compositions (Drexler et al. *J. Plant Physiol.* 160: 779-802 (2003)), to modify starch, or to produce polyhydroxyalkanoate polymers (Huisman and Madison, *Microbiol and Mol. Biol. Rev.* 63: 21-53 (1999); and references therein). In preferred embodiments, the product of the transgenes is a biopolymer, such as a polyhydroxyalkanoate (PHA), a vegetable oil containing fatty acids with a desirable industrial or nutritional profile, or a nutraceutical compound.

15 Production of PHA Biopolymers

Modification of plants to produce PHA biopolymers is a preferred example of how these constructs can be used. The PHA biopolymers encompass a broad class of polyesters with different monomer compositions and a wide range of physical properties (Madison and Huisman, 1999; Dudesh et al. *Prog. Polym. Sci* 25: 1503-1555 (2000)). Short chain, medium chain, as well as copolymers of short and medium chain length PHAs, can be produced in plants by manipulating the plant's natural metabolism to produce 3-hydroxyacyl CoAs, the substrate of the PHA synthase, in the organelle in which polymer is to be accumulated. This often requires the expression of two or more recombinant proteins, with an appropriate organelle targeting signal attached. The proteins can be coordinately expressed from a single construct introduced into the plant via a single transformation event. In general, a PHA is formed by polymerization (e.g., enzymatic polymerization) of one or more monomer units. Examples of such monomer units include, for example, 3-hydroxybutyrate, glycolic acid, 3-hydroxypropionate, 3-

hydroxyvalerate, 3-hydroxyhexanoate, 3-hydroxyheptanoate, 3-hydroxyoctanoate, 3-hydroxynonanoate, 3-hydroxydecanoate, 3-hydroxydodecanoate, 3-hydroxydodecenoate, 3-hydroxytetradecanoate, 3-hydroxyhexadecanoate, 3-hydroxyoctadecanoate, 4-hydroxybutyrate, 4-hydroxyvalerate, 5-hydroxyvalerate, and 6-hydroxyhexanoate.

In some embodiments, the PHA has at least one monomer unit with the chemical formula $-\text{OCR}_1\text{R}_2(\text{CR}_3\text{R}_4)_n\text{CO}-$. n is zero or an integer (e.g., one, two, three, four, five, six, seven, eight, nine, 10, 11, 12, 13, 14, 15, etc.). Each of R_1 , R_2 , R_3 and R_4 is a hydrogen atom, a saturated hydrocarbon radical or an unsaturated hydrocarbon radical. R_1 is the same as or different from each of R_2 , R_3 and R_4 . R_2 is the same as or different from each of R_1 , R_3 and R_4 . R_3 is the same as or different from each of R_2 , R_1 and R_4 , and R_4 is the same as or different from each of R_2 , R_3 and R_1 .

In some embodiments, the PHA is a homopolymer. Examples of such homopolymers include poly-4-hydroxybutyrate, poly-4-hydroxyvalerate, poly-3-hydroxypropionate, poly-3-hydroxybutyrate, poly-3-hydroxyhexanoate, poly-3-hydroxyheptanoate, poly-3-hydroxyoctanoate, poly-3-hydroxydecanoate and poly-3-hydroxydodecanoate. In some embodiments, the PHA is a copolymer that contains two or more different monomer units. Examples of such copolymers include poly-3-hydroxybutyrate-co-3-hydroxypropionate, poly-3-hydroxybutyrate-co-3-hydroxyvalerate, poly-3-hydroxybutyrate-co-3-hydroxyhexanoate, poly-3-hydroxybutyrate-co-4-hydroxybutyrate, poly-3-hydroxybutyrate-co-4-hydroxyvalerate, poly-3-hydroxybutyrate-co-6-hydroxyhexanoate, poly-3-hydroxybutyrate-co-3-hydroxyheptanoate, poly-3-hydroxybutyrate-co-3-hydroxyoctanoate, poly-3-hydroxybutyrate-co-3-hydroxydecanoate, poly-3-hydroxybutyrate-co-3-hydroxydodecanotate, poly-3-hydroxybutyrate-co-3-hydroxyoctanoate-co-3-hydroxydecanoate, poly-3-hydroxydecanoate-co-3-hydroxyoctanoate, and poly-3-hydroxybutyrate-co-3-hydroxyoctadecanoate.

The PHA can have a polystyrene equivalent weight average molecular weight of at least about 500 Daltons (e.g., at least about 10,000 Daltons, at least about 50,000 Daltons) and/or less than about 2,000,000

Daltons (e.g., less than about 1,000,000 Daltons, less than about 800,000 Daltons). As used herein, weight average molecular weight is determined by gel permeation chromatography, using e.g., chloroform as both the eluent and diluent for the PHA samples. Calibration curves for determining
5 molecular weights can be generated using polystyrene molecular weight standards.

In certain embodiments in which the PHA is a poly-3-hydroxybutyrate copolymer (e.g., poly-3-hydroxybutyrate-co-3-hydroxypropionate, poly-3-hydroxybutyrate-co-3-hydroxyvalerate, poly-3-
10 hydroxybutyrate-co-3-hydroxyhexanoate and/or poly-3-hydroxybutyrate-co-4-hydroxybutyrate, poly-3-hydroxybutyrate-co-3-hydroxyoctanoate-co-3-hydroxydecanote-co-3-hydroxydodecanote), the majority of the monomer units are 3-hydroxybutyrate (e.g., at least about 50% of the monomer units are 3-hydroxybutyrate, at least about 60% of the monomer units are 3-
15 hydroxybutyrate).

In bacteria, each PHA monomer is produced by a specific pathway. In the case of the short pendant group PHAs, three enzymes are involved, a beta-ketothiolase (Figure 2, Reaction 8), an acetoacetyl-CoA reductase (Figure 2, Reaction 9), and a PHA synthase (Figure 2, Reaction 10). Short
20 chain length PHA synthases typically allow polymerization of C3-C5 hydroxy acid monomers including both 4-hydroxy and 5-hydroxy acid units. This biosynthetic pathway is found in a number of bacteria such as *Ralstonia eutropha*, *Alicaligenes latus*, *Zoogloea ramigera*. Etc. (Madison, L. L. & Huisman, G. W. Microbiology and Molecular Biology Reviews 1999, 63,
25 21-53). Activities to promote short chain length PHA synthesis can be introduced into a host plant via a single transformation event. If necessary, genes encoding the enzymes can be fused to a DNA sequence encoding a peptide targeting signal that targets the mature protein after splicing to a particular compartment of the cell.

30 Medium chain length pendant group PHAs are produced by many different *Pseudomonas* bacteria. The hydroxyacyl-coenzyme A monomeric units can originate from fatty acid beta-oxidation (Figure 2) and fatty acid

biosynthetic pathways (Figure 3). The monomeric units are then converted to polymer by PHA synthases which have substrate specificities favoring the larger C6-C14 monomeric units (Figure 2, Reaction 7; Figure 3, Reaction 5; Madison, L. L. & Huisman, G. W. Microbiology and Molecular Biology Reviews 1999, 63, 21-53). Activities to promote medium chain length PHA synthesis from fatty acid beta-oxidation pathways can be introduced into a host plant via a single transformation event are selected from the enzymes described in Figure 2, Reactions 1-7. If necessary, genes encoding the enzymes can be fused to a DNA sequence encoding a peptide targeting signal that targets the proteins to a particular compartment of the cell.

An enzymatic link between PHA synthesis and fatty acid biosynthesis has been reported in both *Pseudomonas putida* and *Pseudomonas aeruginosa* (Figure 3, Reaction 1). The genetic locus encoding the enzyme believed to be responsible for diversion of carbon from fatty acid biosynthesis was named phaG (Rehm, *et al.* J. Biol. Chem. 1998, 273, 24044-24051; WO 98/06854; U. S. 5,750,848; Hoffmann, N., Steinbuchel, A., Rehm, B. H. A. FEMS Microbiology Letters, 2000, 184, 253-259). U.S. Patent No. 6,586,658 describes additional genes useful for producing PHAs from fatty acid biosynthetic pathways. Activities to promote medium chain length PHA synthesis from fatty acid biosynthesis pathways can be introduced into a host plant via a single transformation event with a construct wherein the enzymes are selected from those described in Figure 3, Reactions 1-3. If necessary, genes encoding the enzymes can be fused to a DNA sequence encoding a peptide targeting signal that targets the mature protein to a particular compartment of the cell, for example, the plastid.

Co-polymers comprised of both short and medium chain length pendant groups can also be produced in bacteria possessing a PHA synthase with a broad substrate specificity (Figure 2, Reaction 11; Figure 3, Reaction 5). For example, *Pseudomonas sp.* A33 (Appl. Microbiol. Biotechnol. 1995, 42, 901-909), *Pseudomonas sp.* 61-3 (Kato, *et al.* Appl. Microbiol. Biotechnol. 1996, 45, 363-370), and *Thiocapsa pfemigii* (U.S. Patent No. 6,011,144) all possess PHA synthases that have been reported to produce co-

polymers of short and medium chain length monomer units. Activities to promote formation of co-polymers of both short and medium chain length pendant groups can be introduced into a host plant via a single transformation event and can encode polypeptides catalysing reactions 1-11 for fatty acid degradation routes (Figure 2) and reactions 1-8 for fatty acid biosynthesis routes in Figure 3. If necessary, genes encoding these polypeptides can be fused to a DNA sequence encoding a peptide targeting signal that targets the mature protein after to a particular compartment of the cell for example the plastid.

10 Additional pathways for incorporation of 3-hydroxyvalerate are described by PCT WO 98/00557 by Gruys et. al. Pathways for incorporation of 4-hydroxybutyrate are elaborated in PCT WO 98/36078 by Dennis and Valentin and PCT WO 99/14313 by Huisman et. al.

Prior to producing PHAs from plants on an industrial scale, polymer production in crops of agronomic value should be optimized. Preliminary studies in some crops of agronomic value have been performed (for review see Bohmert *et al.*, 2004 Metabolic Engineering: Plastids as Bioreactors. *In Molecular Biology and Biotechnology of Plant Organelles*, H. Daniell and C. D. Chase, Editors. Kluwer Academic Publishers: Netherlands. p. 559-585) including PHB production in maize (Poirier & Gruys, 2002, Production of polyhydroxyalkanoates in transgenic plants. *In Biopolymers*, A. Steinbüchel, Editor. Wiley-VHC Verlag GmbH: Weinheim. p. 401-435) as well as PHB production in transgenic canola and soybean seeds (Gruys *et al.*, PCT WO 98/00557). In these studies, the levels of polymer observed were too low for economical production of the polymer. Optimization of PHA production in crops of agronomic value utilizes the screening of multiple enzymes, targeting signals, and sites of production until a high yielding route to the polymer with the desired composition is obtained. This is a task which can be simplified if multiple genes are inserted in a single transformation event.

25
30 The creation of multi-gene expression constructs is useful for reducing the complexity of the traditional breeding methodology required to make the transgenic plant agronomically useful.

The present invention will be further understood by reference to the following non-limiting examples.

Examples

Example 1: Construction of Plasmids

- 5 All DNA manipulations, including PCR, DNA sequencing, transformation, and plasmid purification, were performed using standard procedures, as described, for example, by Sambrook et. al., *Molecular Cloning: A Laboratory Manual* (Cold Spring Harbor Laboratory Press, New York (1989)).
- 10 pUC18-C4PPDK-AAA-RBS contains the 35S-C4PPDK promoter (Chiu et al. *Curr. Biol.* 6: 325 (1996)), DNA encoding the signal peptide of the small subunit of rubisco from pea and the first 24 aa of the mature protein (Coruzzi et al. *J Biol Chem.* 258(3):1399-1402 (1983)), DNA encoding a three aa linker that contains a *Xba* I restriction site allowing fusion of the
- 15 desired transgene, and the 3' terminator of the nopaline synthase gene (Bevan et al., *Nucleic Acids Res.* 11(2):369-385 (1983)). This plasmid was constructed using the following multi-step procedure. Oligonucleotides BamXbaNot-A and BamXbaNot-B were annealed and ligated into plasmid pUC18-35S-C4PPDKsGFPnos (Chiu et al. *Curr. Biol.* 6: 325 (1996)) that
- 20 had been previously digested with *Bam*H I and *Not* I. The resulting plasmid was named pUC18-35S-C4PPDK-BXNP-nos. The rubisco chloroplast targeting signal and the first 24 aa of the mature protein were amplified from genomic DNA obtained from expanded young green leaves of *Pisum sativum* Progress #9 using primers PEATSC and PEATSR. The resulting 0.34 kbp
- 25 fragment was cloned into the *Bam*H I and *Xba* I sites of pUC18-35S-C4PPDK-BXNP-nos forming plasmid pUC18-35S-C4PPDK-P.t.s.nos. To remove the intron from the pea targeting signal, plasmid pUC18-35S-C4PPDK-P.t.s.nos was digested with *Sph* I and *Mfe* I. Linkers P.t.s.nointron A and P.t.s.nointron B were annealed and ligated into the *Sph* I and *Mfe* I
- 30 sites of pUC18-35S-C4PPDK-P.t.s.nos to create pUC18-C4PPDK-rbcs-nos. The start site of the signal sequence from plasmid pUC18-C4PPDK-rbcs-nos was optimized for plant expression by changing the existing TCCATGG

sequence to AAAATGG using the QuikChange[®] Site-Directed Mutagenesis Kit (Stratagene, La Jolla, CA) to form plasmid pUC-C4PPDK-AAA-RBS-nos.

pCAM(RBCS-link) is derived from the pCAMBIA2300 binary
5 vector (Center for Application of Molecular Biology to International Agriculture, Canberra, Australia) and contains the promoter, signal sequence, and terminator fragment previously described for plasmid pUC18-C4PPDK-AAA-RBS. Plasmid pCAM(RBCS-link) was constructed with the following multi-step procedure. Double stranded synthetic linkers 1 and 2 were made
10 by annealing oligonucleotides 1A and 1B, and oligonucleotides 2A and 2B, respectively. The promoter, signal sequence, and terminator were excised from plasmid pUC-C4PPDK-AAA-RBS-nos using unique *EcoR* I and *Xho* I sites. The resulting 1.1 kbp fragment was annealed to linkers 1 and 2 to create a promoter, signal sequence, and terminator DNA fragment flanked on
15 the 5' end by *Hind* III, *Bst*B I, *Pac* I, *Xho* I restriction sites and on the 3' end by *EcoR* I, *Pac* I, *Asc* I, *Avr* II, and *Sac* I sites. This fragment was cloned into the *Sac* I and *Hind* III sites of the plant transformation vector pCAMBIA2300 to create pCAM(RBCS-link).

pCAM(A) was created by amplifying the *phaA* gene from pAeT10
20 (Peoples and Sinskey, *J Biol Chem.* 264(26):15293-7, (1989)) using primers AB-F and A-R. The resulting fragment was cloned into the *Xba* I and *Pst* I sites of pCAM(RBCS-link) to create a translational fusion of the pea targeting signal with the *phaA* gene.

pCAM(B) was created by amplifying the *phaB* gene from pAeT10
25 (Peoples and Sinskey, *J. Biol. Chem.* 264(26):15293-7 (1989)) using primers B-F and AB-R and cloning the DNA fragment into pCAM(RBCS-link) using the procedure previously described for pCAM(A).

pCAM(C) was created by amplifying the synthase gene from
pCMYS106, a pUC19 (Yanisch-Perron *et al.*, *Gene* 33: 103-119 (1985))
30 based plasmid containing a hybrid *Pseudomonas oleovorans*/*Zoogloea ramigera* synthase (US Patent 6,316,262), using primers C-F and C-R. The PCR product was digested with *Xba* I and *Nsi* I. The resulting fragment was

cloned into the compatible cohesive ends of the *Xba* I and *Pst* I sites of pCAM(RBCS-link) to create pCAM(C).

pCAM(C+A+B) was constructed using a two step process.

pCAM(A+B) was created by removing the *phaA* cassette from pCAM(A)

5 using the 5' *Bst*B I and 3' *Avr* II sites, blunting the *Bst*B I site, and cloning the resulting insert into the *Avr* II and blunted *Asc* I sites of pCAM(B).

pCAM(C+A+B) was created by removing the *phaA* and *phaB* cassettes from pCAM(A+B) using the 5' *Bst*B I and 3' *Avr* II sites, blunting the *Bst*B I site, and cloning this insert into the *Avr* II and blunted *Asc* I sites of pCAM(C).

10 This constitutive PHB expression vector is designated CAB.

pNEB(*greA*)- The constitutive thiolase expression cassette including the 35S-C4PPDK promoter, the plastid targeting signal, the thiolase gene and the polyadenylation signal were removed from pCAM(A) (Kourtz *et al.*,

Plant Biotechnol. 3: 435-447 (2005)) using an *Asc* I and *Pme* I digest. The

15 resulting fragment was cloned into the *Asc* I and *Pme* I sites of pNEB193 (New England Biolabs, Beverly, MA) to create pNEB(A). The

glucocorticoid inducible minimal promoter 6*gre*-6035SCaMV was removed from pBL221.9GRE6 (Martinez *et al.* *Plant J.* 19: 97-106 (1999)) using a

Hind III and a blunted *Nco* I digest. The resulting fragment was cloned into

20 the *Sma* I and *Hind* III sites of pNEB193 to create pNEB(*greMP*). The

constitutive 35SC4PPDK promoter of pNEB(A) was swapped for the

inducible promoter of pNEB(*greMP*) using the Seamless Cloning™

technique (Stratagene, La Jolla, CA). The inducible minimal promoter was amplified from pNEB(*greMP*) in such a way as to contain unique 3' and 5'

25 *Eam*1104 I restriction sites using primers

LK50

(ATTTCTCTTCAGAGCAGCTATGACCATGATTACGCCAAGCTTCG
ACTG) (SEQ ID NO:1),

LK51

30 (TCGGTCTCTTCATTTTCGATACCCGATCCCCGTGTTCTCTCCAAAT
G) (SEQ ID NO:2).

Primers LK52 and

(TTGCTCTCTTCAAAAATGGCTTCTATGATATCCTCTTCCGCTGTGA
CAACAGTCAGCCGTGCCTCTAGG) (SEQ ID NO:3)

LK53

5 (TGGAGCTCTTCACTCGAGTTAATTAATTCGAAAAGCTTGGCACTG
GCCG) SEQ ID NO:4

were used to PCR almost the entire pNEB(A) plasmid including the
vector backbone, the plastid targeting signal, the thiolase gene and the
polyadenylation signal, but not the 35S-C4PPDK constitutive promoter, in
10 such a way that the resulting fragment was flanked by unique 3' and 5'
*Eam*1104 I restriction sites. PCR reactions were performed essentially as
recommended by the manufacturer. The resulting PCR products were
digested with *Eam*1104 I and ligated to produce pNEB(greA). Correct
products were identified by screening for the *Bam*H I site located in the
15 inducible minimal promoter, but absent in the constitutive promoter.

pCAM(greA), pCAM(greB) and pCAM(greC)- pNEB(greA) were
cut with *Bst*B I and *Xba* I to yield the GRE-60MP-TS fragment that contains
the glucocorticoid response elements (GRE), the minimal 35S promoter from
the cauliflower mosaic virus (-60MP) and the RBCS targeting signal (TS).
20 The constitutive promoter and targeting signal of pCAM(A), pCAM(B) or
pCAM(C) (Kourtz *et al.*, *Plant Biotechnol.* 3: 435-447 (2005) were removed
via a *Bst*B I and *Xba* I digest. The resulting vectors were ligated to the GRE-
60MP-TS fragment to produce pCAM(greA), pCAM(greB), and
pCAM(greC).

25 pCAM(CgreAB)- The inducible thiolase cassette, greA, containing
the minimal inducible promoter, the signal sequence and the thiolase *phbA*
gene was removed from pCAM(greA) with a *Bst*B I and an *Avr* II digest.
The *Bst*B I site was blunted and the resulting sticky-blunt fragment was
cloned into the *Avr* II and blunted *Asc* I sites of pCAM(C) to produce
30 pCAM(CgreA). Using the same procedure, the constitutive reductase
cassette was added to pCAM(CgreA) to produce pCAM(CgreAB),
pCAM(C) and pCAM(B).

pUC18-C4PPDK-AAA-RBS contains the 35S-C4PPDK promoter (Chiu *et al. Curr. Biol.* 6: 325 (1996)), DNA encoding the signal peptide of the small subunit of rubisco from pea and the first 24 aa of the mature protein (Coruzzi *et al. J Biol Chem.* 258(3):1399-1402 (1983)), DNA encoding a
5 three aa linker that contains a *Xba* I restriction site allowing fusion of the desired transgene, and the 3' terminator of the nopaline synthase gene (Bevan *et al., Nucleic Acids Res.* 11(2):369-85. (1983)). This plasmid was constructed using the following multi-step procedure. Oligonucleotides BamXbaNot-A and BamXbaNot-B were annealed and ligated into plasmid
10 pUC18-35S-C4PPDKsGFPnos (Chiu *et al. Curr. Biol.* 6: 325 (1996)) that had been previously digested with *Bam*H I and *Not* I. The resulting plasmid was named pUC18-35S-C4PPDK-BXNP-nos. The rubisco chloroplast targeting signal and the first 24 aa of the mature protein were amplified from genomic DNA obtained from expanded young green leaves of *Pisum sativum*
15 Progress #9 using primers PEATSC and PEATSR. The resulting 0.34 kbp fragment was cloned into the *Bam*H I and *Xba* I sites of pUC18-35S-C4PPDK-BXNP-nos forming plasmid pUC18-35S-C4PPDK-P.t.s.nos. To remove the intron from the pea targeting signal, plasmid pUC18-35S-C4PPDK-P.t.s.nos was digested with *Sph* I and *Mfe* I. Linkers P.t.s.nointron
20 A and P.t.s.nointron B were annealed and ligated into the *Sph* I and *Mfe* I sites of pUC18-35S-C4PPDK-P.t.s.nos to create pUC18-C4PPDK-rbcs-nos. The start site of the signal sequence from plasmid pUC18-C4PPDK-rbcs-nos was optimized for plant expression by changing the existing TCCATGG sequence to AAAATGG using the QuikChange[®] Site-Directed Mutagenesis
25 Kit (Stratagene, La Jolla, CA) to form plasmid pUC-C4PPDK-AAA-RBS-nos.

pCAM(RBCS-link) is derived from the pCAMBIA2300 binary vector (Center for Application of Molecular Biology to International
Agriculture, Canberra, Australia) and contains the promoter, signal sequence,
30 and terminator fragment previously described for plasmid pUC18-C4PPDK-AAA-RBS. Plasmid pCAM(RBCS-link) was constructed with the following multi-step procedure. Double stranded synthetic linkers 1 and 2 were made

by annealing oligonucleotides 1A and 1B, and oligonucleotides 2A and 2B, respectively. The promoter, signal sequence, and terminator were excised from plasmid pUC-C4PPDK-AAA-RBS-nos using unique *EcoR* I and *Xho* I sites. The resulting 1.1 kbp fragment was annealed to linkers 1 and 2 to
5 create a promoter, signal sequence, and terminator DNA fragment flanked on the 5' end by *Hind* III, *Bst*B I, *Pac* I, *Xho* I restriction sites and on the 3' end by *EcoR* I, *Pac* I, *Asc* I, *Avr* II, and *Sac* I sites. This fragment was cloned into the *Sac* I and *Hind* III sites of the plant transformation vector pCAMBIA2300 to create pCAM(RBCS-link).

10 pCAM(AB) was created by amplifying the *phaA-phaB* fusion gene from pTRC(AB), a plasmid containing the *phaA-phaB* fusion (WO00/06747; Kourtz *et al. Plant Biotechnol.* 3: 435-447 (2005)) using primers AB-F and AB-R. The resulting fragment was cloned into the *Xba* I and *Pst* I sites of pCAM(RBCS-link) to create a translational fusion of the pea targeting signal
15 with the *phaA-phaB* gene.

pCAM(A) was created by amplifying the *phaA* gene from pAeT10 (Peoples and Sinskey, *J Biol Chem.* 264(26):15293-7. (1989)) using primers AB-F and A-R. The resulting fragment was cloned into pCAM(RBCS-link) using the procedure previously described for pCAM(AB).

20 pCAM(B) was created by amplifying the *phaB* gene from pAeT10 (Peoples and Sinskey, *J Biol Chem.* 264(26):15293-7. (1989)) using primers B-F and AB-R and cloning the DNA fragment into pCAM(RBCS-link) using the procedure previously described for pCAM(AB).

pCAM(C) was created by amplifying the synthase gene from
25 pCMYS106 (Kourtz *et al.*, (2005) *Plant Biotechnol.* 3: 435-447) using primers C-F and C-R. The PCR product was digested with *Xba* I and *Nsi* I. The resulting fragment was cloned into the compatible cohesive ends of the *Xba* I and *Pst* I sites of pCAM(RBCS-link) to create pCAM(C).

pCAM(C+AB) was created by removing the *phaA-phaB* cassette
30 from pCAM(AB) using the 5' *Bst*B I and 3' *Avr* II sites. The *Bst*B I site was blunted, and the resulting DNA fragment was cloned into the *Avr* II and blunted *Asc* I sites of pCAM(C).

- pCAM(C+A+B) was constructed using a two step process.
- pCAM(A+B) was created by removing the *phaA* cassette from pCAM(A) using the 5' *BstB* I and 3' *Avr* II sites, blunting the *BstB* I site, and cloning the resulting insert into the *Avr* II and blunted *Asc* I sites of pCAM(B).
- 5 pCAM(C+A+B) was created by removing the *phaA* and *phaB* cassettes from pCAM(A+B) using the 5' *BstB* I and 3' *Avr* II sites, blunting the *BstB* I site, and cloning this insert into the *Avr* II and blunted *Asc* I sites of pCAM(C).
- pCAM(*greCgreAgreB*). The inducible thiolase cassette, *greA*, containing the minimal inducible promoter, the signal sequence and the
- 10 thiolase *phbA* gene was removed from pCAM(*greA*) with a *BstB* I and an *Avr* II digest. The *BstB* I site was blunted and the resulting sticky-blunt fragment was cloned into the *Avr* II and blunted *Asc* I sites of pCAM(*greC*) to produce pCAM(*greCgreA*). Using the same procedure, the inducible reductase cassette was added to pCAM(*greCgreA*) to produce
- 15 pCAM(*greCgreAgreB*).
- pNEB(e35Sgrvhnos). The chimeric ecdysone receptor containing the glucocorticoid DNA binding domains, the VP16 transactivation domain and the *Heliothis virescens* ecdysone receptor was removed from
- 20 pMF6GRVP16HEcR, an intron containing pMF6 (Goff *et al.*, (1990) *EMBO J* 9: 2517-2522). derivative of the pGRVHEcR plasmid described by Martinez and colleagues (Martinez, *et al.* (1999b) *Plant J* 19: 97-106.), using a *BamH* I digest. The resulting fragment was cloned into the *BamH* I site of pNEB193 to produce pNEB(*grvh*). The double enhanced 35S promoter from the cauliflower mosaic virus (e35SCaMV) promoter was removed from
- 25 pCAM2300 (CAMBIA, Canberra, Australia) using a *Nco* I and a blunted *BstXI* digest. The resulting fragment was cloned into the *EcoR* V and *Nco* I sites of pNEB(*grvh*) to create pNEB(e35Sgrvh). The 3' *Asc* I site of this vector was removed by digesting with *Asc* I, blunting with DNA Polymerase I Klenow fragment followed by re-ligating the vector with T4 DNA ligase to
- 30 create pNEB(e35Sgrvh Δ *Asc*I). The 3'UTR of the nopaline synthase gene was removed from pMF6GRVP16HEcR via PCR using the oligonucleotides nosF

(CCTTAATTAAGCTCGAGGAATTCATCGATTCCGCGGGTACCGAG)
 (SEQ ID NO:5) and nosR
 (GCTCTAGACCTAGGGGCGGCCAGATCTAGTAACATAGATGACA
 CCGCGCGGATAATTTATCCTAGTTTGCG) (SEQ ID NO:6). These
 5 primers introduce a 5' *Pac* I site and 3' *Asc* I, *Avr* II and *Xba* I sites to the
 nos fragment. The resulting PCR product was cloned into the *Pac* I and *Xba*
 I sites of pNEB(e35SgrvhΔ*Asc*I) to create pNEB(e35Sgrvhnos).
 pCAM(CgreABgrvh) and pCAM(greCgreAgreBgrvh). The effector cassette
 containing the chimeric ecdysone receptor, the constitutive promoter and
 10 polyadenylation sequence was removed from pNEB(35S-grvh-nos) via an
Avr II and blunted *Spe* I digest. The resulting fragment was cloned into the
Avr II and blunted *Asc* I sites of pCAM(CgreAB) and pCAM(greCgreAgreB)
 to produce pCAM(CgreABgrvh) and pCAM(greCgreAgreBgrvh).

Example 2: Plant transformation and induction

15 The genes required for the complete PHB production pathway, a β-
 ketothiolase (thiolase), an NADPH-acetoacetyl-CoA reductase (reductase)
 and a PHA synthase (synthase), were individually placed under the control of
 the minimal ³⁵S ecdysone-inducible promoter, fused to a plastid targeting
 signal, and cloned into a pCAMBIA (Centre for Application of Molecular
 20 Biology to International Agriculture, Canberra, Australia) based multigene
 plasmid containing the chimeric ecdysone receptor (A. Martinez, C. Sparks,
 C.A. Hart, J. Thompson, I. Jepson, *Plant J.* **19**: 97 (1999)). This three-gene
 inducible construct is designated 3I. The single-gene inducible construct
 designated 1I contained the thiolase gene under the control of the inducible
 25 promoter, but unlike the 3I construct, it expressed the reductase and synthase
 genes under the control of the constitutive 35S-C4PPDK promoter (W. Chiu
et al. Curr. Biol. **6**: 325 (1996)).

Transformation of *Arabidopsis* was performed as described in Clough
 and Bent (S.J. Clough, A.F. Bent, *Plant J.* **16**: 735 (1998)) as follows:
 30 Electrocompetent cells of *Agrobacterium* strain GV3101/pMP90 (Konec
 and Schell, *Mol. Gen. Genetics* **204**: 383-396 (1986)) were transformed with
 plasmid DNA and single colonies were isolated on LB plates containing

gentamycin and kanamycin. *Arabidopsis thaliana* Columbia Col-0 (Lehle Seeds, Round Rock, TX) was grown in soil at 20°C, 70 % humidity, and a 16 hour light, 8 hour dark cycle. Plants were transformed using an *Agrobacterium-msdist* floral dip procedure described by Clough and Bent *Plant J.* 16: 735 (1998). Seeds from mature siliques were harvested, sterilized, and spread onto selection plates containing 1/4 x Murashige Minimal Organics Medium (Life Technologies, Rockville, MD), 0.7 % agar, 1x Gamborg's B5 vitamins (Sigma, St. Louis, MO), and kanamycin (50 µg/mL). Plates were incubated for two days at 4°C and transferred to 20°C, 70% humidity, and a 16 hour light, 8 hour dark cycle. After seven days, green kanamycin resistant seedlings were transferred to soil and incubated at the same growth conditions until plants were ready for analysis.

Arabidopsis plants were grown until they reached full size under routine growth conditions. Upon reaching maturity at approximately 30 days old, the plants were subjected to treatment with inducing agent via root drenching or foliar application. Inducing agents employed include tebufenozide, Mimic® and Intrepid®. The commercial pesticides Mimic® and Intrepid® (available from UAP Timberland (Monticello, AR) and Polina Chemical Compounds (Hatfield, MA)) were employed as inducing agents since their respective active ingredients, tebufenozide and methoxyfenozide, are non-steroidal ecdysone analogs. Root drenching involved diluting the inducing agent to the desired concentration in 1/4 x Hoaglands fertilizer solution (Sigma, St. Louis, MO) and applying ten mL of the resulting solution directly to the soil of each *Arabidopsis* plant. During foliar application, plants were first watered with 1/4 x Hoaglands fertilizer solution. Diluted inducing agent was then sprayed directly onto the leaves of the *Arabidopsis* plants until the leaf surface was saturated and dripping. Root drenching and foliar applications of inducing agent were repeated twice a week for three weeks until the plants set seed.

Example 3: Plant PHB analysis and Extraction

Fluorescence microscopy with Nile Blue staining was performed as previously described (Poirier *et al Science* 256: 520-523 (1992)) with some

modifications. Leaf tissue was sliced as thin as possible with a razor blade and fixed in 3% paraformaldehyde (Electron Microscopy Sciences, Ft. Washington, PA) in 0.1 M KH_2PO_4 , pH 8, for three hours. Fixed samples were washed with water and stained with a previously filtered 1% Nile Blue
5 (Sigma, St. Louis, MO) solution for five minutes at room temperature. Samples were washed with water and destained with 8% acetic acid. Samples were washed an additional two times with water. Samples were viewed by fluorescence microscopy on a Zeiss Axiolab light microscope equipped with a Zeiss HBO 100 fluorescence attachment and a 20x Ph-1 lens
10 using the following filter set: exciter, HQ545/30; beam splitter, Q570lp; emitter D590/20 (Chroma Technology, Brattleboro, Vt). Images were recorded with a Zeiss MC 80 DX Microscope Camera using Kodak Elite Chrome 100 film.

Plant polymer analysis was performed essentially as described in
15 Kourtz *et al.* (Kourtz *et al.*, *Plant Biotechnol.* 3: 435-447 (2005)) with the following modifications. The initial step involving pre-washing of the plant material was omitted prior to the dried plant material being derivatized by butanolysis and extraction of the impurities with water. The resulting organic phase was analyzed by gas chromatography/mass spectroscopy using
20 an Agilent 5973 GC/MS in selected ion monitoring mode equipped with a DB-225MS column and guard. The selected ions of the butyl-3-hydroxybutyrate ester were 87, 89, and 43.1 amu.

For PHB extraction, inducible T_4 3I *Arabidopsis* plants were treated to foliar applications of 0.5 mM Intrepid[®]. Tissue was harvested and dried
25 prior to PHB extraction using standard non-aqueous protocols.

Example 4: PHB Yields in Treated and Untreated T_1 1I and 3I *Arabidopsis* Plants

A total of Eighty-six mature 30 day old first generation T_1 transgenic plants transformed respectively with either the 1I construct and 108 mature
30 30 day old T_1 transgenic plants transformed with the 3I construct were treated with foliar applications of 0.5 mM Intrepid[®] or left untreated.

Plants expressing the three-gene inducible construct 3I accumulated

up to 10% dwt PHB upon treatment with inducing agent. Interestingly, the highest PHB-producing treated 31 plants developed leaf chlorosis during the course of induction, but this phenotype was not observed in untreated plants. Untreated 31 plants failed to accumulate more than 0.37% dwt PHB, and on average they produced a factor of six less % dwt PHB than treated plants expressing the same construct (Table I).

By contrast, plants transformed with the II construct failed to accumulate high levels of PHB, producing less than 0.039% dwt PHB in the presence or absence of inducing agent (Table I). This result was unexpected because the inducible thiolase cassette of the II construct participated in the production of high levels of PHB in 31 plants. In addition, the constitutive reductase and synthase cassettes of the II construct, in the presence of a constitutive thiolase, have previously been shown to catalyze the production of 11.5% dwt PHB in constitutive *Arabidopsis* plants. Further analysis of the II construct by screening an additional 235 T₁ II plants identified plants capable of producing 2.5% and 2.6% dwt PHB respectively, in the presence and absence of foliar applications of the inducing agent tebufenozide. The ability of this construct to promote PHB production in a non-inducible fashion was confirmed through analysis of 72 T₂ offspring of the best T₁ II plant. Treated and untreated T₂ II plants accumulated on average 4.2±2.5 % and 4.7±1.4% dwt PHB, respectively in the presence and absence of inducing agent. Collectively, these results demonstrate that optimal inducible PHB production does not occur unless all of the genes of the PHB production pathway are induced simultaneously.

Table I. PHB yields in treated and untreated Ti II and 31 *Arabidopsis* plants. Treated plants were subjected to foliar applications of 0.5 mM Intrepid®. The average and standard error are shown.

Transgenic Plant Line	Sample size (n)	Treatment	Average Total PHB content (% dwt)	Average PHB of Best Three Plants (% dwt)	Highest yield of PHB (% dwt)
11	27	untreated	0.009±0.005	0.021±0.007	0.025
11	59	treated	0.019±0.010	0.038±0.001	0.039
3I	27	untreated	0.110±0.084	0.288±0.073	0.367
3I	81	treated	0.661±1.487	7.708±2.072	10.055

Example 5: Increases in PHB production in Young Tissue of T₂ 3I Plants Root Drenched with 0.1 mM Mimic[®] or Left Untreated.

5 3I plants were treated with 0.1 mM Mimic[®] via root drenching, a technique believed to promote ecdysteroid assimilation through the roots (E. Unger, *et al.*, *Trans. Res.* **11**, 455 (2002); Schena *et al.* *Proc. Natl. Acad. Sci. USA* **88**, 10421 (1991)). The plants chosen for this study include the T₂ offspring of 3I plants 7, 11 and 12. These T₁ 3I plants had been shown to
 10 accumulate approximately 2% dwt PHB when sprayed with 1 mM Mimic[®].

Analysis of T₂ plant phenotype revealed that untreated Line 7 plants remained green and healthy during the course of 18 days. By contrast, young leaves of root drenched Line 7 plants exhibited a stunted chlorotic phenotype that is characteristic of total leaf tissue of plants constitutively producing
 15 high levels of PHB (K. Bohmert *et al.*, *Planta* **211**, 841 (2000)). The phenotype exhibited by the treated inducible plants became readily apparent within 12 days of the initial application of Mimic[®] as green and healthy normal sized plants generated abnormally small yellow leaves. Similar results were obtained for Line 11 and Line 12 plants. This change in
 20 phenotype was not directly attributed to a negative reaction to Mimic[®] and its components, as control plants transformed with the empty vector pCAM2300 remained green and healthy during root drenching with Mimic[®]

. In addition, constitutive PHB-producing control plants (CAB) remained chlorotic during treatment, produced young leaves in proportion with older leaf tissue and exhibited a phenotype similar to untreated CAB plants. Collectively, these data indicate that root drenching with Mimic[®] induces the
5 expression of the genes required for PHB production, and that the resulting upsurge of PHB production triggers the production of abnormally small chlorotic leaves.

Quantitative GC/MS analysis was carried out on these plants as described above. Untreated Line 7, 11 and 12 plants contained less than 2%
10 dwt PHB, but treated plants from the same lines accumulated in excess of 14% dwt PHB in young leaves (Table II). On average, the % dwt PHB observed in young tissue of T₂ 3I Line 7 plants was a factor of 12 greater than that detected in young tissue of untreated plants from the same line. Similar results were obtained with T₂ 3I Line 11 and 12 plants which showed
15 an increase in PHB accumulation by a factor of 14 in young treated leaves relative to untreated young tissue. Examination of polymer content from individual Line 7 plants revealed that PHB content in young leaves increased by a factor of 37 after 21 days of root drenching (Table III). Increases in polymer production by factors of 179 and 316 were recorded in young
20 treated tissue from Line 11 and 12, respectively (Table III). On average, young tissue from treated T₂ Line 7, 11 and 12 plants accumulated factors of 1.7, 2.8 and 2.0 more PHB respectively, than older tissue from the same plants (Table II). For example, the best T₂ Line 11 plant accumulated in excess of 14% dwt PHB in treated young leaves, but accumulated only 7.0%
25 dwt PHB in older tissue (Table II).

Table II. PHB content of young and old leaves harvested from T₂ 3I plants that had been root drenched with 0.1 mM Mimic[®] or left untreated.

The PHB yield of the best plant is shown. The average and standard error
30 for the PHB content of ten samples is shown.

T ₂ 3I Plant Line	Treatment	Tissue type	PHB Content (% dwt)	
			best plant	average of n=10
3I-7	Mimic	young leaves	10.00	3.68±3.19
		old leaves	4.60	2.14±1.46
	untreated	young leaves	0.59	0.32±0.17
		old leaves	1.58	0.64±0.40
3I-11	Mimic	young leaves	14.32	6.98±4.84
		old leaves	6.96	2.45±2.02
	untreated	young leaves	0.92	0.49±0.20
		old leaves	0.44	0.45±0.15
3I-12	Mimic	young leaves	12.65	9.02±2.42
		old leaves	4.54	4.40±1.20
	untreated	young leaves	1.97	0.66±0.57
		old leaves	1.42	0.77±0.65

Table III. Increases in PHB production in young tissue of T₂ 3I plants root drenched with 0.1 mM Mimic[®] or left untreated.

T ₂ 3I plant line	Treatment	PHB (% dwt)		Fold Increase in % dwt PHB (Day21/Day0)
		Day 0	Day 21	
7-135	untreated	0.87	0.22	0.25
7-138	untreated	0.07	0.27	3.86
7-146	untreated	0.23	0.11	0.46
7-150	untreated	0.06	0.25	4.17
7-31	Mimic [®]	0.28	6.50	23.21
7-32	Mimic [®]	0.27	10.00	37.04
7-35	Mimic [®]	1.11	4.59	4.14
7-38	Mimic [®]	0.74	4.33	5.81
7-39	Mimic [®]	0.63	6.18	9.84
11-155	untreated	0.24	0.53	2.21
11-165	untreated	0.28	0.29	1.04
11-102	Mimic [®]	0.06	5.43	90.50
11-105	Mimic [®]	0.42	8.42	20.05
11-106	Mimic [®]	0.08	14.32	179.00
11-111	Mimic [®]	0.12	8.96	74.67
11-119	Mimic [®]	0.05	5.90	118.00
11-121	Mimic [®]	0.12	5.30	44.17
12-113	Mimic [®]	0.04	10.09	252.25
12-119	Mimic [®]	0.04	12.65	316.25

Example 6: PHB yields in T₃ 31 plants subjected to root drenching or foliar applications with increasing concentrations of Mimic[®] and Intrepid[®].

The progeny of the best T₂ 31 plants, Lines 7-32, 7-39, 11-106, 11-108, 12-113 and 12-119, were subjected to root drenching with increasing concentrations of Mimic[®]. Polymer production was induced by the addition of as little as 0.01 mM Mimic[®], but PHB production was enhanced by treatment with either 0.1 mM (Lines 7-32, 7-39, 11-106) or 1.0 mM (Lines 11-108, 12-113, 12-119) Mimic[®] (Figure 7A). For example, Lines 11-108 failed to produce PHB in the absence of inducing agent but accumulated on average 1.94±0.44 and 3.13±0.38% dwt PHB when treated with 0.01 mM and 1 mM Mimic[®], respectively. The accumulation of low levels of polymer in Lines-7-32 and 7-39 in the absence of inducing agent suggests that these lines are leaky.

Similar results were obtained in root drench experiments with Intrepid[®]. Low levels of PHB were produced upon treatment with 0.01 mM Intrepid[®], but enhanced PHB yields were obtained with 0.1 mM (Line 11-106), 0.5 mM (Line 12-119) and 1.0 mM (Line 7-32) Intrepid[®] (Fig. 7B). For example, the average PHB content of Line 12-119 plants increased from 0.43±0.17% dwt PHB in untreated plants to 2.12±0.60 and 4.02±0.82% dwt PHB in plants drenched with 0.1 mM and 0.50 mM Intrepid[®], respectively. In all cases, polymer production in plants root drenched with Intrepid[®] exceeded that observed with Mimic[®] treated plants (Figure 7 A-B). This finding, in conjunction with the higher predicted water solubility of methoxyfenozide, indicates that foliar applications of Intrepid[®] is capable of inducing higher levels of PHB than those observed with root drenching techniques of Intrepid[®] and Mimic[®].

T₃ 31 plant Lines 7-32, 11-106 and 12-119 were treated with foliar applications of 0 to 1.0 mM Intrepid[®]. The application of 0.5 mM Intrepid[®] was sufficient to induce the highest polymer yields in plant Lines 7-32 and 11-106, but 1.0 mM Intrepid[®] was required to induce the best PHB yield in plant Line 12-119 (Figure 7C). For example, the average PHB content of

Line 7-32 plants increased from $1.65 \pm 0.23\%$ dwt PHB in untreated plants to 2.59 ± 0.41 and $7.57 \pm 2.60\%$ dwt PHB in plants sprayed with 0.1 mM and 0.5 mM Intrepid[®] respectively. The best T₃ plant, designated 3I-7-32-5, accumulated 11.5% dwt PHB overall when sprayed with 0.5 mM Intrepid[®].

5 Overall, plants treated with foliar applications of Intrepid[®] accumulated more PHB than plants root drenched with either Mimic[®] or Intrepid[®] (Figure 7A-C). The 3I-7-32-5 plant did not exhibit the distinctive stunted chlorotic young leaf phenotype of its parent, but appeared to accumulate PHB in relatively normal sized chlorotic young and medium aged leaves. Older

10 leaves remained predominantly green, but did exhibit some chlorosis characteristic of PHB production.

Collectively, these results reveal that careful selection of plants through multiple generations, combined with optimization of inducing agent concentration, composition, and delivery method, can result in an increase in

15 total polymer yield. In addition, these results confirm that the entire pathway involved in PHB production can be induced by foliar applications of a commercial pesticide.

THE CLAIMS DEFINING THE INVENTION ARE AS FOLLOWS:

1. A recombinant vector for the expression of a polyhydroxyalkanoate biosynthetic pathway comprising three or more elements in a plant,
5 wherein each element comprises operatively linked in the 5' to 3' direction:
a chemically inducible promoter that directs transcription of a nucleic acid sequence;
a nucleic acid sequence encoding a protein; and
a 3' polyadenylation signal sequence,
10 wherein the nucleic acid sequence encodes a protein selected from the group consisting of beta-ketothiolase, acetoacetyl-CoA reductase, PHB synthase, PHA synthase, threonine dehydratase, 3 hydroxy acyl ACP dehydratase, Δ 3-cis, Δ 2-trans isomerase, propionyl-CoA synthetase, hydroxyacyl-CoA synthetase, hydroxyacyl-CoA transferase, thioesterase, fatty acid synthesis enzymes and fatty acid beta-oxidation
15 enzymes.
2. The recombinant vector of claim 1, wherein the promoter is selected from the group consisting of a tetracycline-inducible, pristamycin-inducible, pathogen-inducible, glucocorticoid-inducible, estrogen-inducible, copper-inducible, herbicide safener-
20 inducible, ethanol-inducible, iso-propyl β -D-1-thiogalactopyranoside-inducible, and ecdysone-inducible promoter.
3. The recombinant vector of claim 1, wherein at least one promoter is an ecdysone-inducible promoter.
25
4. The recombinant vector of claim 3, wherein the promoter is an ecdysone-inducible promoter activated by a compound selected from the group consisting of ecdysone, tebufenozide, methoxyfenozide, muristerone A, ponasterone A, insect steroid hormone 20-hydroxyecdysone, and caged β -ecdysone.
30
5. A recombinant vector for the expression of a polyhydroxyalkanoate biosynthetic pathway comprising three or more elements,
wherein each element comprises operatively linked in the 5' to 3' direction:
a promoter activated by an activator molecule or complex that directs
35 transcription of a nucleic acid sequence, wherein expression of the activator molecule or complex is under the control of an inducible promoter that directs transcription of one or more nucleic acid sequences encoding the activator molecule or complex;

- a nucleic acid sequence encoding a protein; and
a 3' polyadenylation signal sequence, wherein the nucleic acid sequence encodes a protein selected from the group consisting of beta-ketothiolase, acetoacetyl-CoA reductase, PHB synthase, PHA synthase, threonine dehydratase, 3 hydroxy acyl
- 5 ACP dehydratase, Δ 3-cis, Δ 2-trans isomerase, propionyl-CoA synthetase, hydroxyacyl-CoA synthetase, hydroxyacyl-CoA transferase, thioesterase, fatty acid synthesis enzymes and fatty acid beta-oxidation enzymes.
6. The recombinant vector of claim 5, wherein at least one promoter is a
10 tetracycline-responsive promoter.
7. The vector of claim 5 or 6 for expression in plants.
8. The recombinant vector of any one of claims 1 to 7, wherein the promoter in
15 each element is the same promoter.
9. The recombinant vector of any one of claims 1 to 7, wherein the promoter in each element is a different promoter.
- 20 10. The recombinant vector of any one of claims 1 to 4 or 7 to 9, wherein the plant is selected from the group consisting of *Brassica sp.*, *Arabidopsis sp.*, maize, soybean, cottonseed, sunflower, palm, coconut, safflower, peanut, mustards, sugarcane, flax, alfalfa, switchgrass, sorghum and tobacco.
- 25 11. The recombinant vector of any one of claims 1 to 10, encoding a β -ketothiolase, an NADPH-acetoacetyl-CoA reductase and a PHA synthase.
12. A transformed plant or plant cell comprising the recombinant vector of any one of claims 1 to 4 or 7 to 9, wherein the transformed plant produces at least 10% dry
30 weight (dwt) polyhydroxyalkanoate after inducing the inducible promoters, and wherein the plant or plant cell does not exhibit a stunted chlorotic phenotype.
13. The transformed plant or plant cell of claim 12, wherein the plant is selected from the group consisting of *Brassica sp.*, *Arabidopsis sp.*, maize, soybean, cottonseed,
35 sunflower, palm, coconut, safflower, peanut, mustards, sugarcane, flax, alfalfa, switchgrass, sorghum and tobacco.

14. The transformed plant or plant cell of claim 12 or 13, encoding a β -ketothiolase, an NADPH-acetoacetyl-CoA reductase and a PHA synthase.
15. A method for the production of a polyhydroxyalkanoate in a plant comprising:
5 a) introducing into the plant, the recombinant vector of any one of claims 1 to 4 or 7 to 9;
b) activating the inducible promoters with an inducing agent,
wherein the transformed plant produces at least 10% dry weight (dwt) polyhydroxyalkanoate after inducing the inducible promoters, and wherein the plant or
10 plant cell does not exhibit a stunted chlorotic phenotype.
16. The method of claim 15, wherein the promoter is activated by a chemical through a foliar spray or root drenching.
- 15 17. The method of claim 15 or 16, wherein the plant is selected from the group consisting of *Brassica sp.*, *Arabidopsis sp.*, maize, soybean, cottonseed, sunflower, palm, coconut, safflower, peanut, mustards, sugarcane, flax, alfalfa, switchgrass, sorghum and tobacco.

20

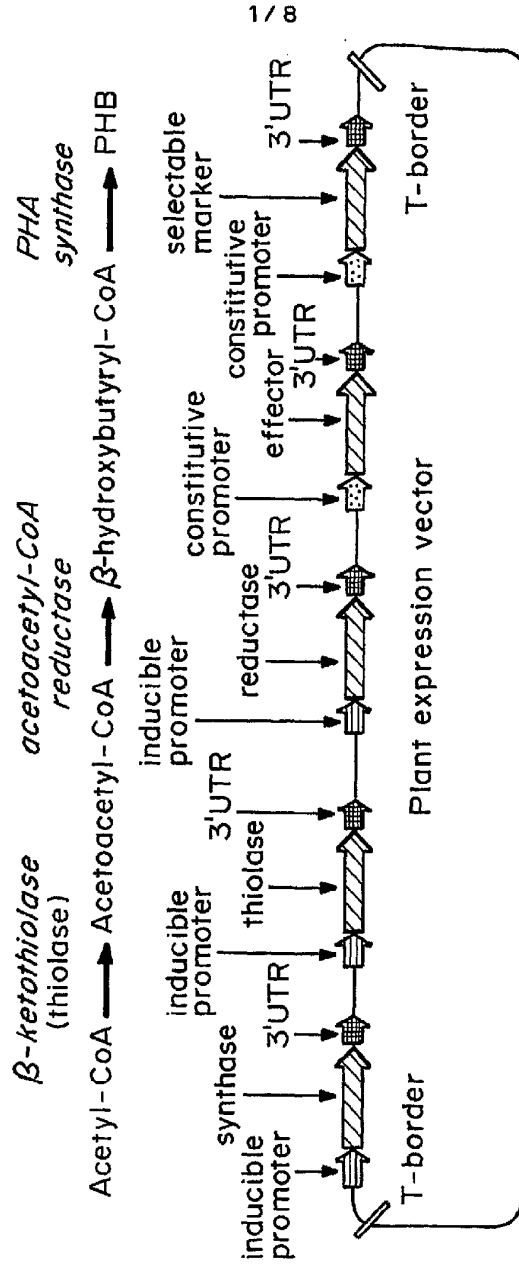
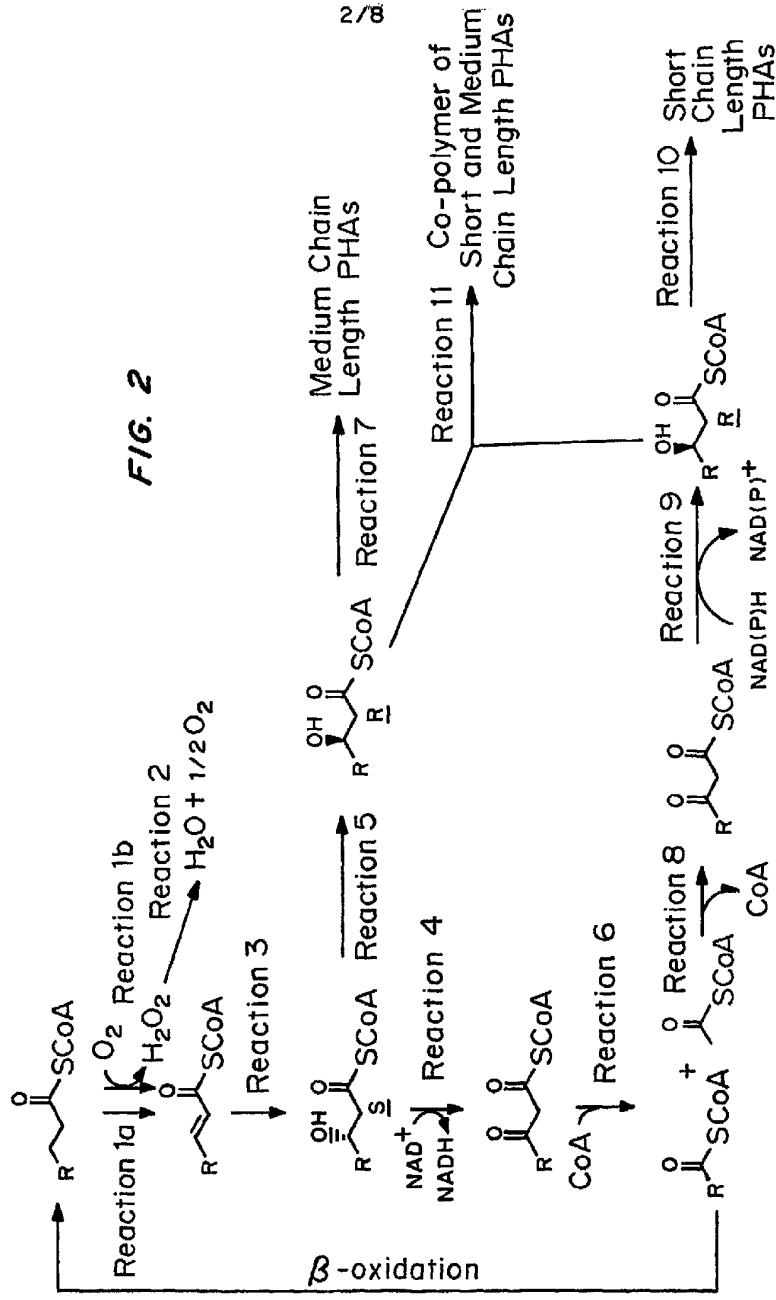


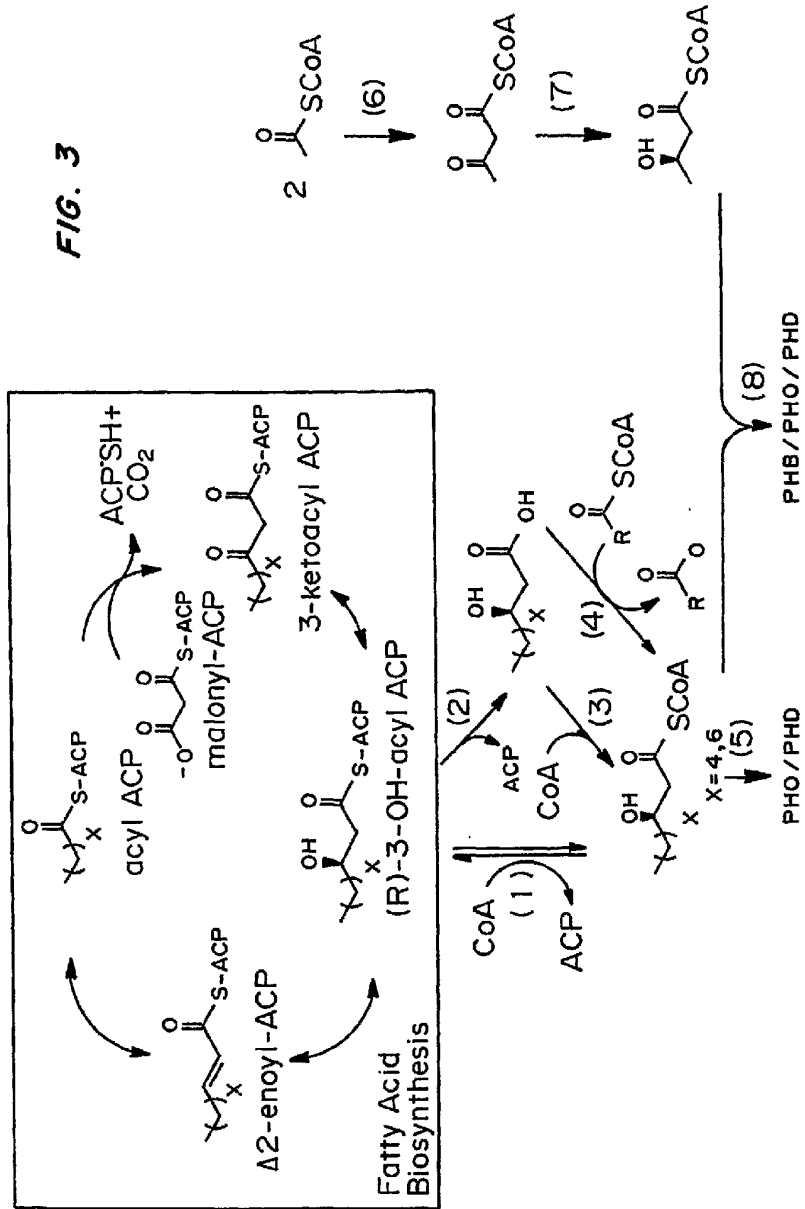
FIG. 1

SUBSTITUTE SHEET (RULE 26)

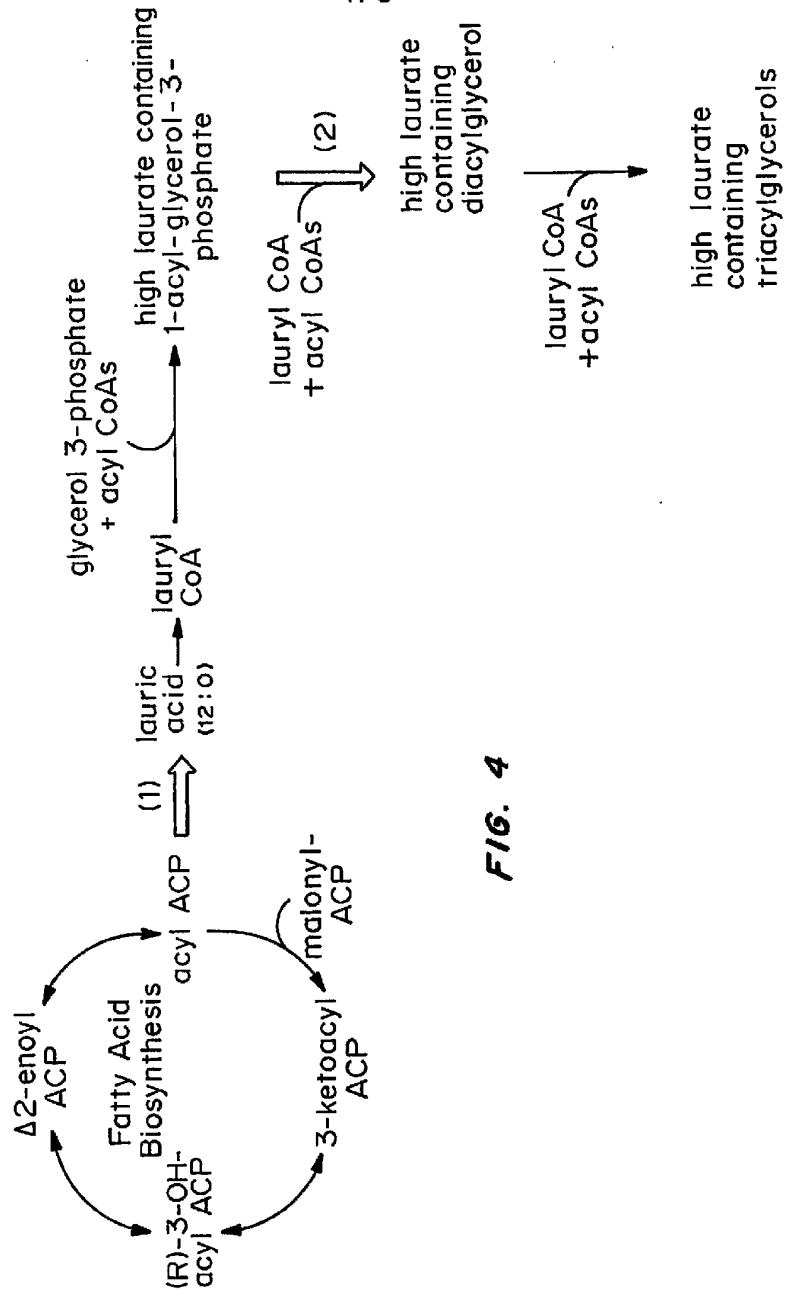
FIG. 2



SUBSTITUTE SHEET (RULE 26)



SUBSTITUTE SHEET (RULE 26)



4 / 8

FIG. 4

SUBSTITUTE SHEET (RULE 26)

FIG. 5a

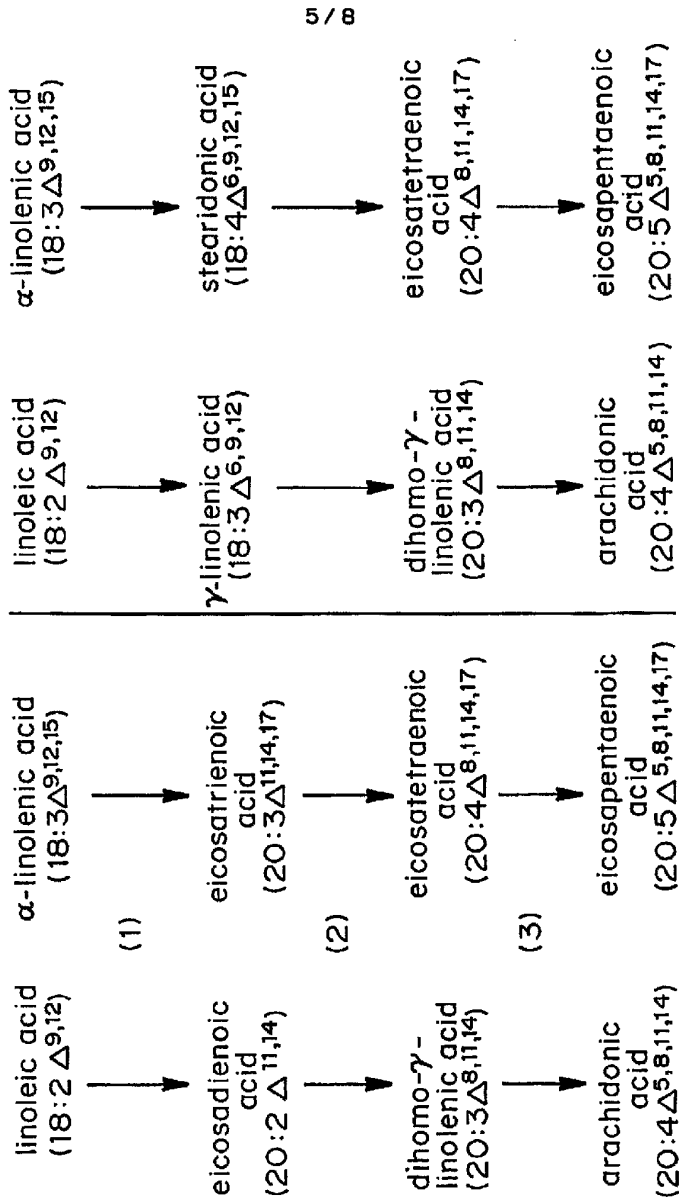
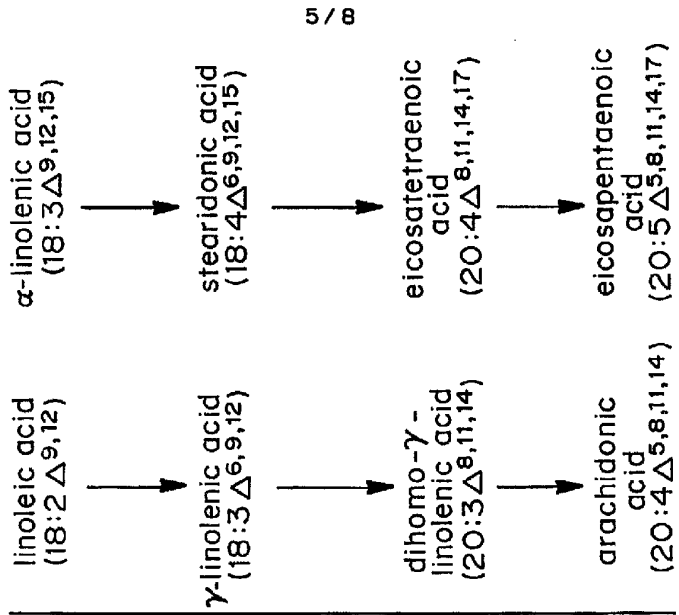


FIG. 5b



SUBSTITUTE SHEET (RULE 26)

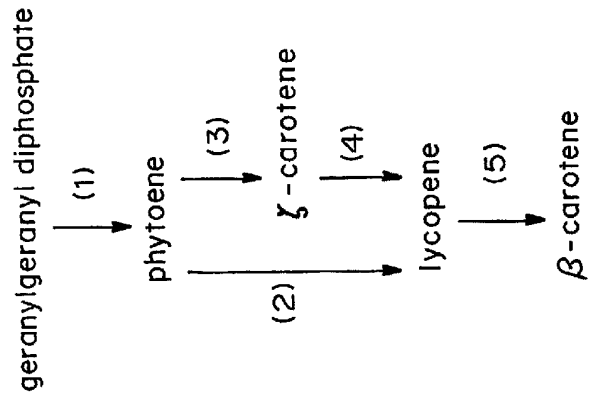


FIG. 6

SUBSTITUTE SHEET (RULE 26)

7/8

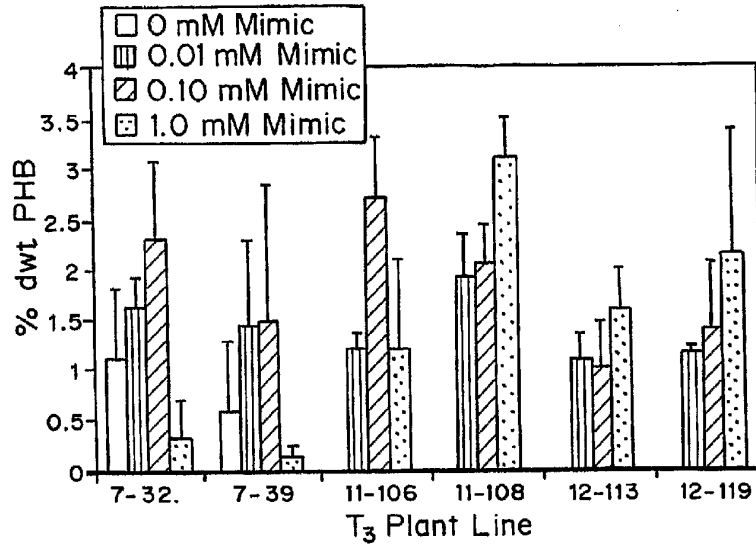


FIG. 7a

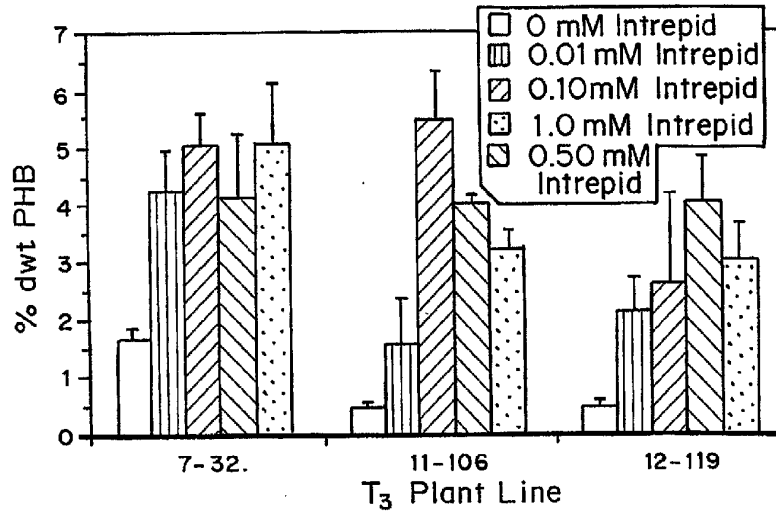
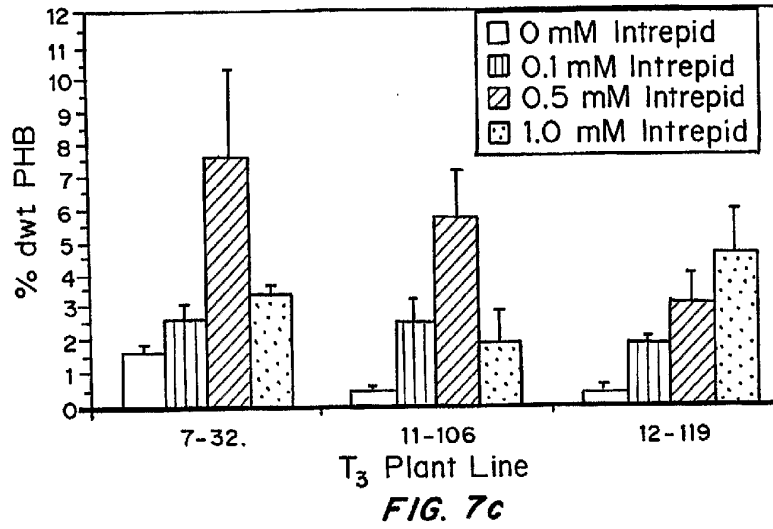


FIG. 7b

SUBSTITUTE SHEET (RULE 26)



SUBSTITUTE SHEET (RULE 26)

SEQUENCE LISTING

<110> Kourtz, LauraLynn
 Peoples, Oliver P
 Snell, Kristi D

<120> Chemically Inducible Expression of Biosynthetic Pathways

<130> MBX 060 PCT

<160> 6

<170> PatentIn version 3.3

<210> 1
 <211> 49
 <212> DNA
 <213> Artificial Sequence

<220>
 <223> Synthetic oligonucleotide Primer

<400> 1
 atttcctctt cagagcagct atgacatga ttacgccaag cttcgactg 49

<210> 2
 <211> 47
 <212> DNA
 <213> Artificial Sequence

<220>
 <223> Primer

<400> 2
 tcggtctctt catttcgata cccgatcccc cgtgttctct ccaaatg 47

<210> 3
 <211> 69
 <212> DNA
 <213> Artificial Sequence

<220>
 <223> Primer

<400> 3
 ttgctctctt caaaaatggc ttctatgata tcctcttccg ctgtgacaac agtcagccgt 60
 gcctctagg 69

<210> 4
 <211> 49
 <212> DNA
 <213> Artificial Sequence

<220>
 <223> Primer

<400> 4
 tggagctctt cactcgagtt aattaattcg aaaagcttgg cactggccc 49

<210> 5
 <211> 43

MBX 060 PCT. prj.ST25.txt

<212> DNA
<213> Artificial Sequence

<220>
<223> Primer

<400> 5
ccttaattaa ctcgaggaat tcatcgattc cgcggggtacc gag 43

<210> 6
<211> 73
<212> DNA
<213> Artificial Sequence

<220>
<223> Primer

<400> 6
gctctagacc taggggcgcg ccagatctag taacatagat gacaccgcgc gcgataattt 60
atcctagttt gcg 73