



US00D511444S

(12) **United States Design Patent** (10) **Patent No.:** **US D511,444 S**
Ridgley-Grenier (45) **Date of Patent:** **** Nov. 15, 2005**

(54) **DETACHABLE CARD PULLING APPARATUS WITH RIBBED GRIPPING PORTION**

D372,532 S * 8/1996 Rossini et al. D24/126
D377,979 S * 2/1997 Plaschko et al. D24/126
5,878,874 A 3/1999 Weggelaar
6,029,724 A 2/2000 Rudnick
2003/0051383 A1 3/2003 Attia et al.

(76) Inventor: **Miriam Ridgley-Grenier**, 326
Middletown Ave., Wethersfield, CT
(US) 06109

* cited by examiner

(**) Term: **14 Years**

Primary Examiner—Holly Baynham

(21) Appl. No.: **29/211,639**

(57) **CLAIM**

(22) Filed: **Aug. 19, 2004**

The ornamental design for a detachable card pulling apparatus with ribbed gripping portion, as shown and described.

(51) **LOC (8) Cl.** **08-05**

DESCRIPTION

(52) **U.S. Cl.** **D8/14**

(58) **Field of Search** D8/14; 29/764,
29/278

FIG. 1 is a front elevational view of a detachable card pulling apparatus with ribbed gripping portion showing my new design;

(56) **References Cited**

FIG. 2 is a right side elevational view thereof;

U.S. PATENT DOCUMENTS

FIG. 3 is a top plan view thereof;

D256,655 S * 9/1980 Lacey D7/688

FIG. 4 is a bottom plan view thereof; and,

D288,402 S * 2/1987 Bonbright D8/14

FIG. 5 is a perspective view thereof.

4,905,393 A 3/1990 Laurie

The broken line showing of a card is for illustrative purposes only and forms no part of the claimed design.

5,038,926 A 8/1991 Van Der Toorn

1 Claim, 3 Drawing Sheets

D337,656 S 7/1993 Hostert

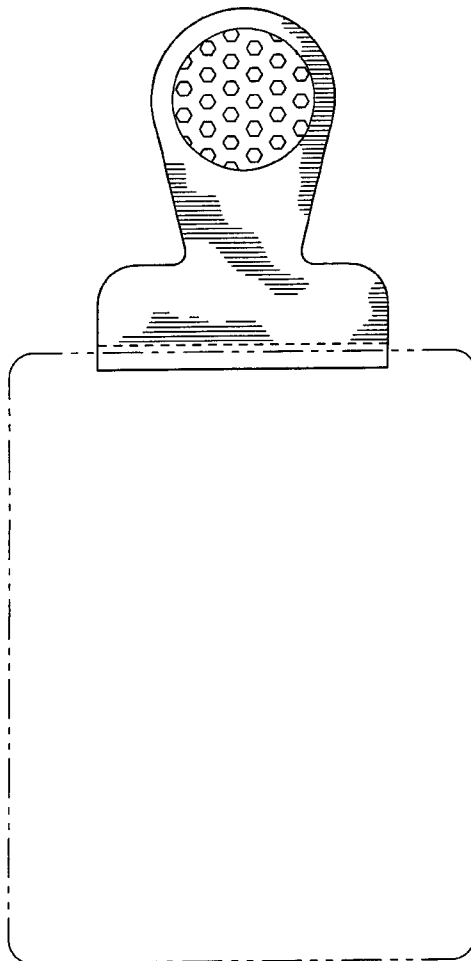
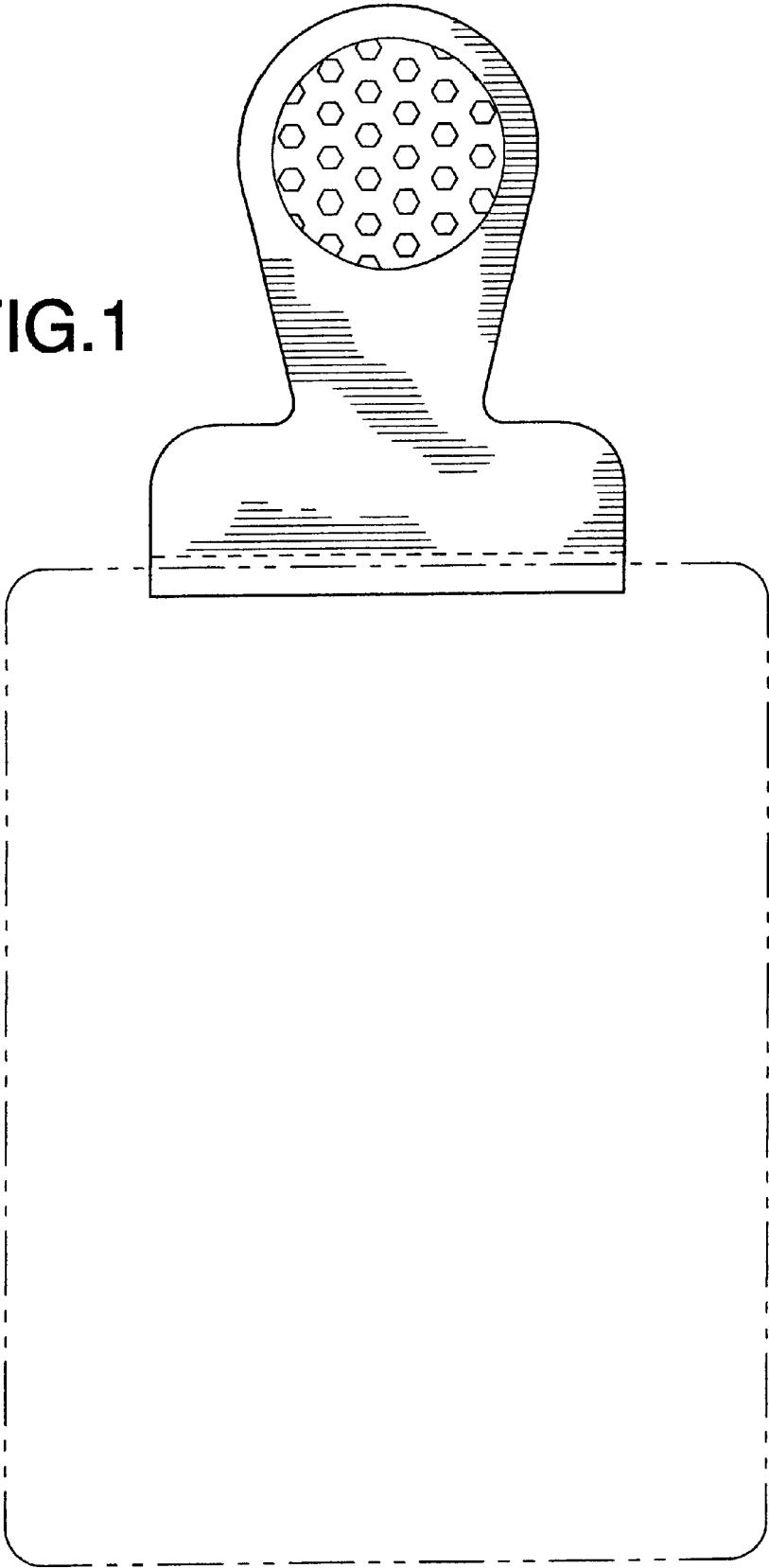


FIG. 1



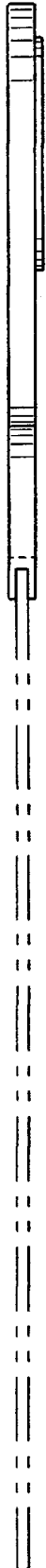


FIG. 2




FIG. 3




FIG. 4

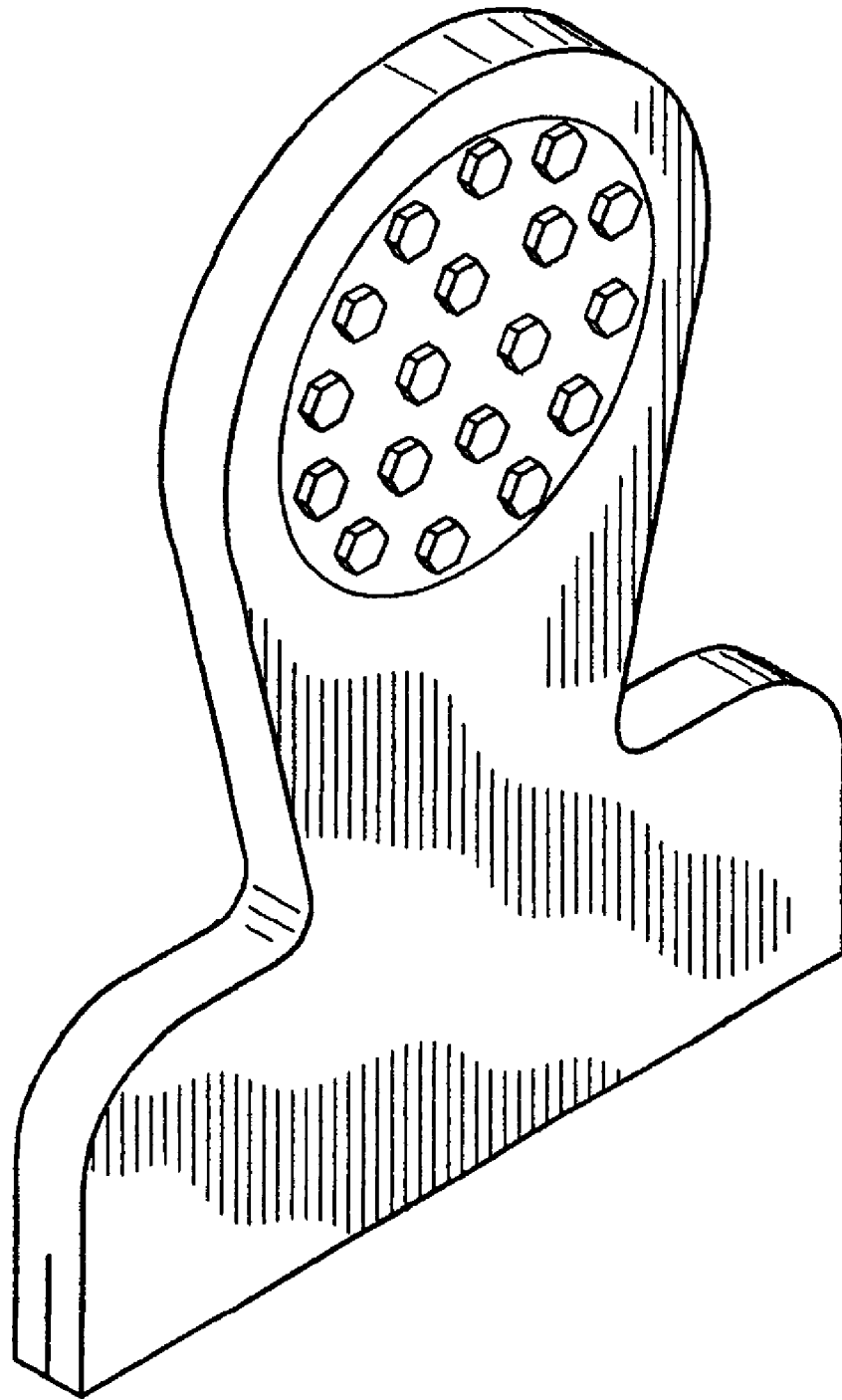


FIG.5