



US00D666554S

(12) **United States Design Patent**  
**Yonetsu**

(10) **Patent No.:** **US D666,554 S**

(45) **Date of Patent:** **\*\* Sep. 4, 2012**

(54) **TIRE**

(75) Inventor: **Isao Yonetsu**, Osaka (JP)

(73) Assignee: **Toyo Tire & Rubber Co., Ltd.**, Osaka (JP)

(\*\*) Term: **14 Years**

(21) Appl. No.: **29/381,496**

(22) Filed: **Dec. 20, 2010**

(51) **LOC (9) Cl.** ..... **12-16**

(52) **U.S. Cl.** ..... **D12/585**

(58) **Field of Classification Search** ..... D12/568-603;  
152/209.1-209.28

See application file for complete search history.

(56) **References Cited**

**U.S. PATENT DOCUMENTS**

2008/0216929 A1 \* 9/2008 Mizutani ..... 152/209.1  
2011/0048598 A1 \* 3/2011 Ohki ..... 152/209.3

**FOREIGN PATENT DOCUMENTS**

JP 1192869 12/2003

\* cited by examiner

*Primary Examiner* — George D Kirschbaum

(74) *Attorney, Agent, or Firm* — Sterne, Kessler, Goldstein & Fox PLLC

(57) **CLAIM**

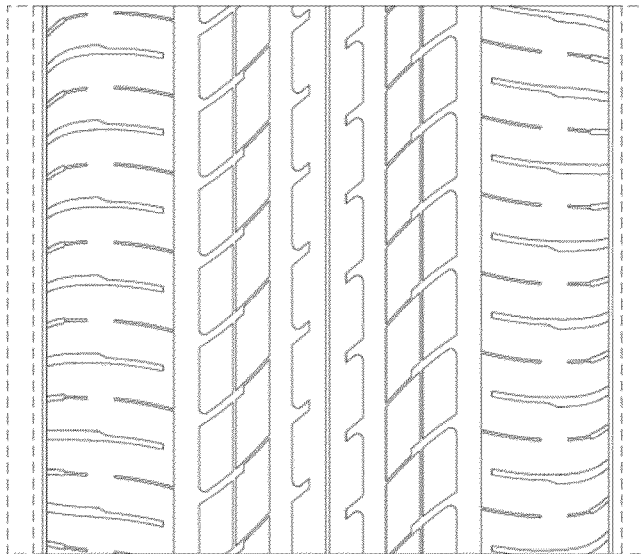
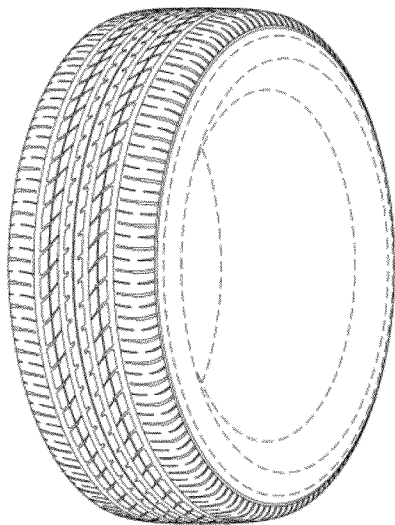
The ornamental design for a tire, as shown and described.

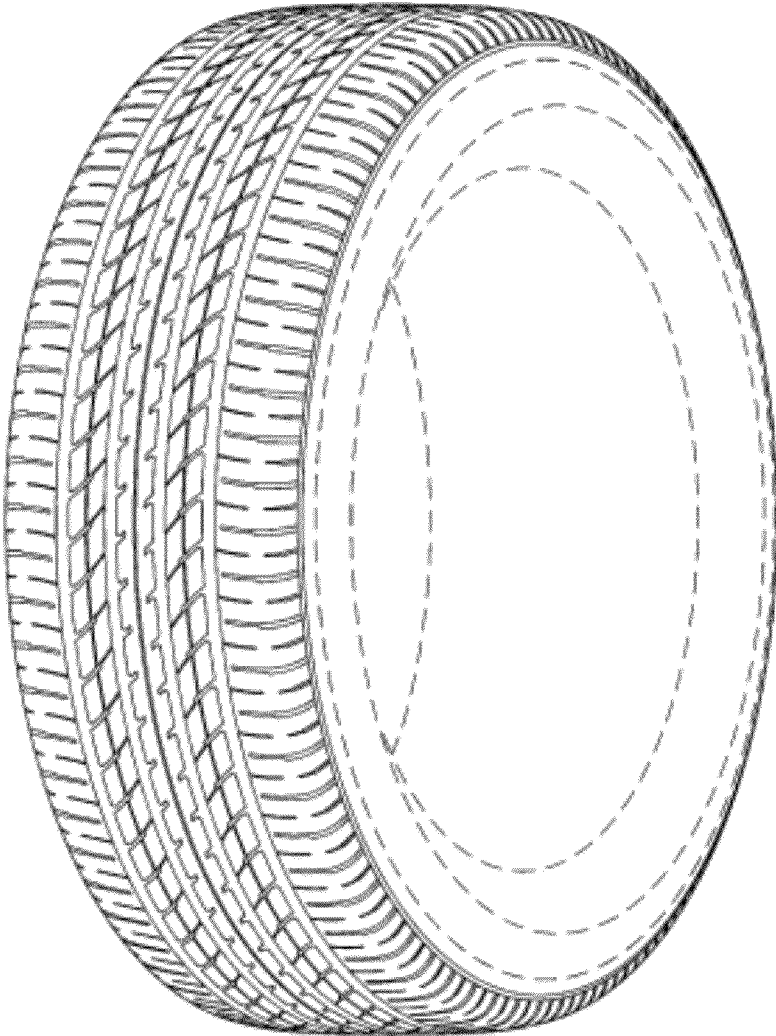
**DESCRIPTION**

FIG. 1 is a perspective view of a tire showing my new design; FIG. 2 is a front view thereof, for which the rear view is the same; FIG. 3 is a top plan view thereof, for which the bottom plan view is the same; FIG. 4 is a right side view thereof, for which the left side view is the same; FIG. 5 is an enlarged view taken along lines 5-5 and 5'-5' in FIG. 2; and, FIG. 6 is an enlarged cross-sectional view taken along line 6-6 in FIG. 2 and line 6'-6' in FIG. 4.

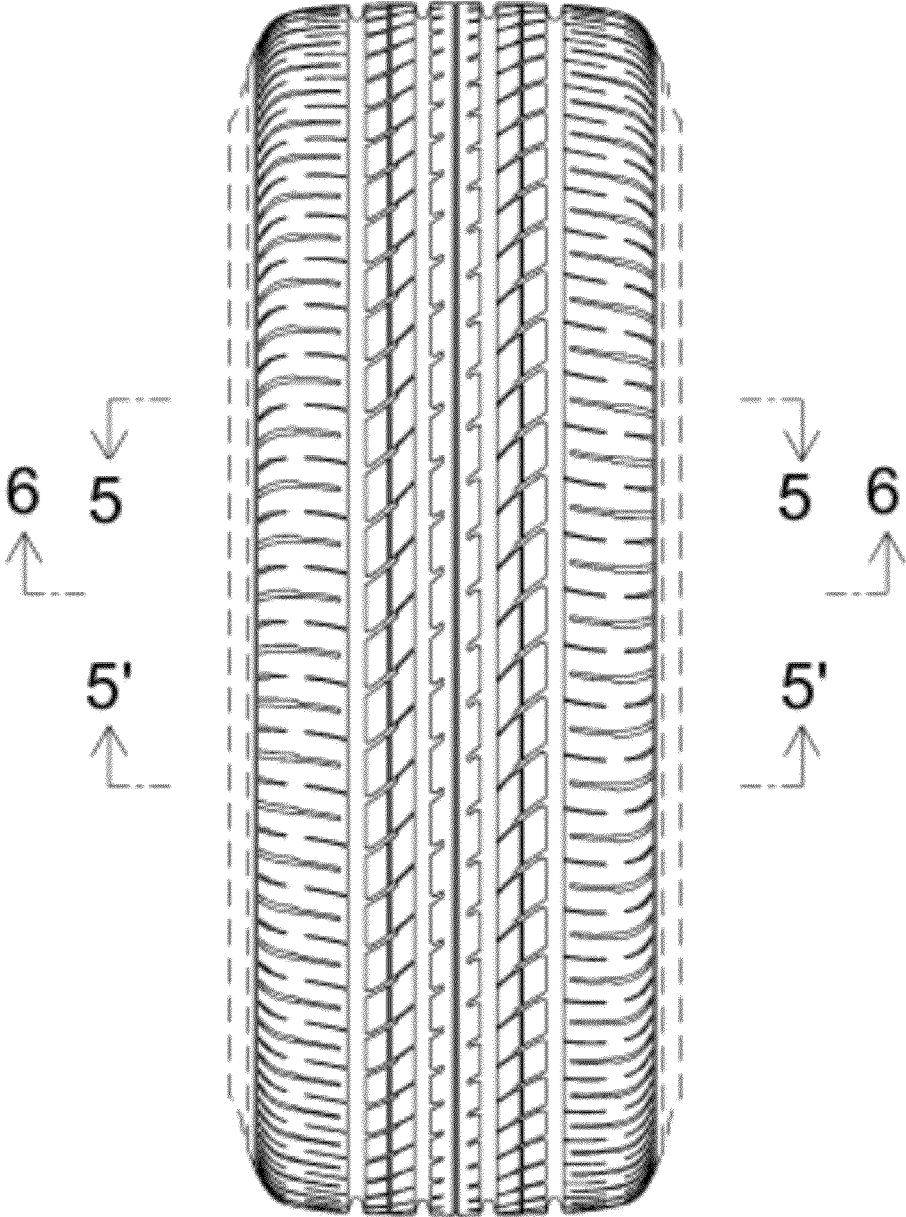
In the drawings, the broken lines defining portions of the sidewall, inner bead, and the peripheral boundary between the claimed tire tread and sidewall depict environmental subject matter that forms no part of the claimed design.

**1 Claim, 6 Drawing Sheets**

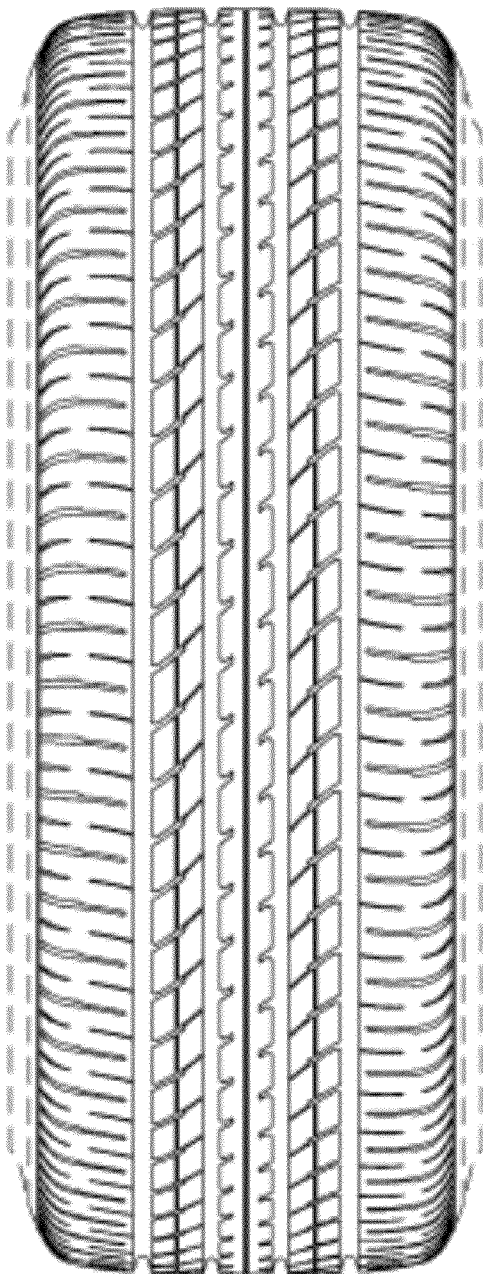




**FIG. 1**



**FIG. 2**



**FIG. 3**

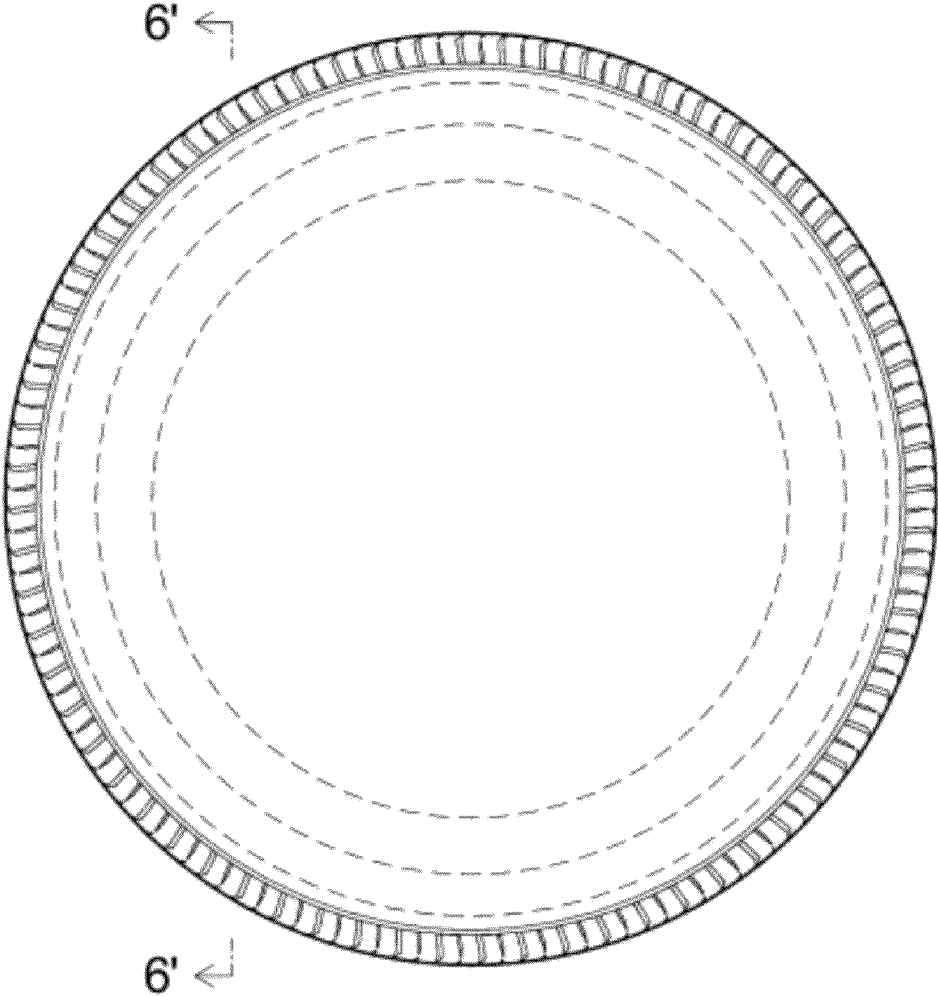


FIG. 4

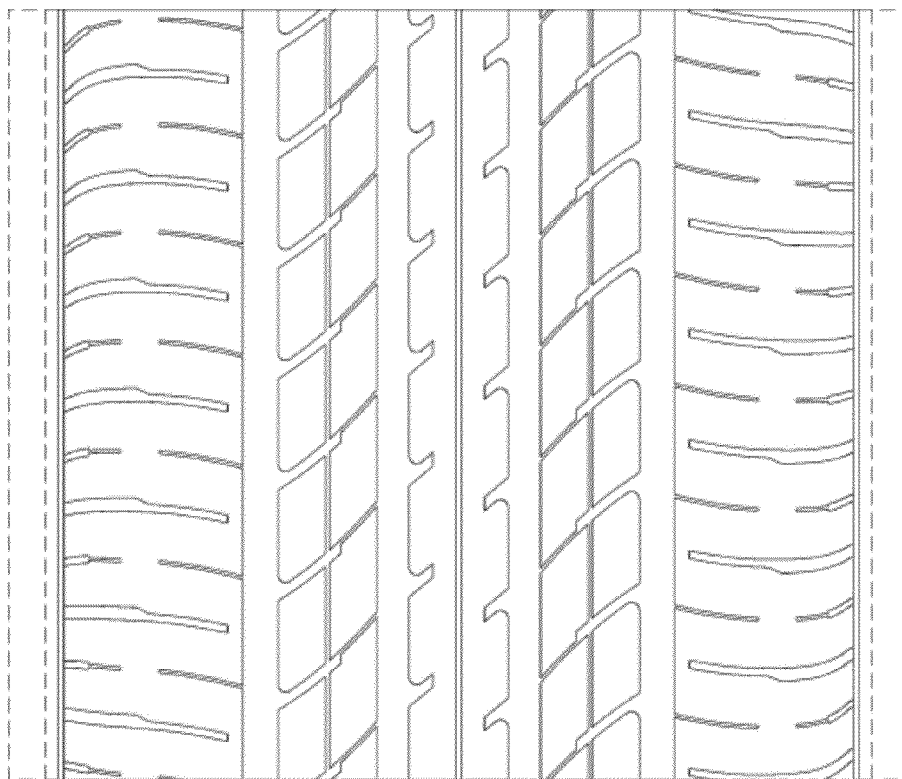


FIG. 5

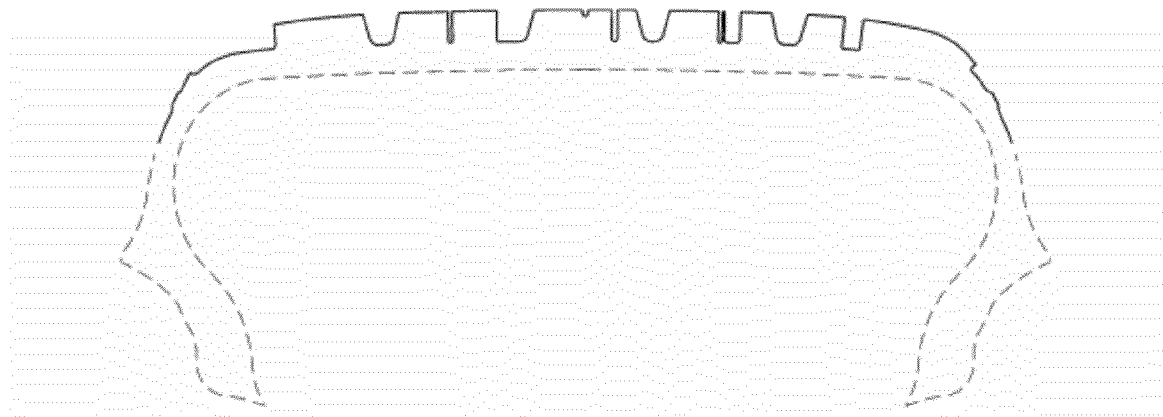


FIG. 6