



US00D728740S

(12) **United States Design Patent**
Tempel

(10) **Patent No.:** **US D728,740 S**

(45) **Date of Patent:** **** May 5, 2015**

(54) **LOW PRESSURE, LOW FLOW STREAM STRAIGHTENER**

(71) Applicant: **Neoperl GmbH**, Mullheim (DE)

(72) Inventor: **Marc Tempel**, Freiburg (DE)

(73) Assignee: **Neoperl GmbH**, Müllheim (DE)

(**) Term: **14 Years**

(21) Appl. No.: **29/466,308**

(22) Filed: **Sep. 6, 2013**

(30) **Foreign Application Priority Data**

Mar. 11, 2013 (WO) 725354801

(51) **LOC (10) Cl.** **23-01**

(52) **U.S. Cl.**

USPC **D23/213**

(58) **Field of Classification Search**

USPC D23/213, 249; 239/428.5, 437;
261/DIG. 22; 366/276, 364-5

See application file for complete search history.

(56) **References Cited**

U.S. PATENT DOCUMENTS

6,126,093 A * 10/2000 Grether et al. 239/428.5

D550,816 S *	9/2007	Grether	D23/249
D550,818 S *	9/2007	Grether	D23/249
7,374,366 B2 *	5/2008	Tasi	405/79
D605,732 S *	12/2009	Stein	D23/249
D612,911 S *	3/2010	Grether	D23/249
D622,355 S *	8/2010	Grether	D23/249
D641,071 S *	7/2011	Grether	D23/249
RE43,347 E *	5/2012	Grether	D23/249
D688,774 S *	8/2013	Tempel	D23/213
D697,175 S *	1/2014	Grether	D23/213

* cited by examiner

Primary Examiner — Robin V Webster

(74) *Attorney, Agent, or Firm* — Volpe and Koenig. P.C.

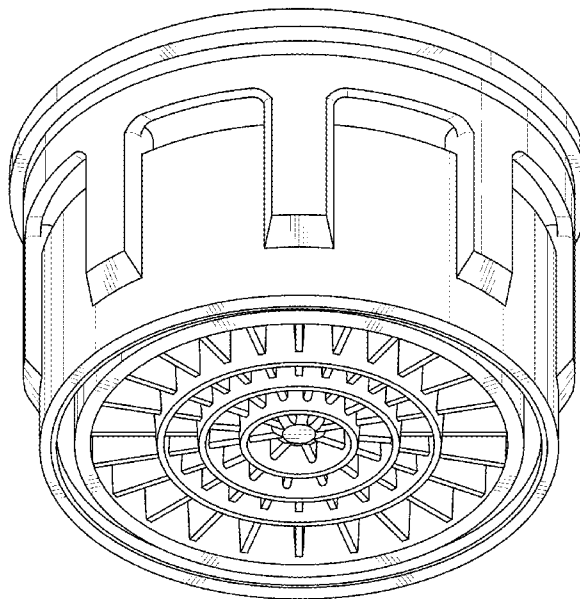
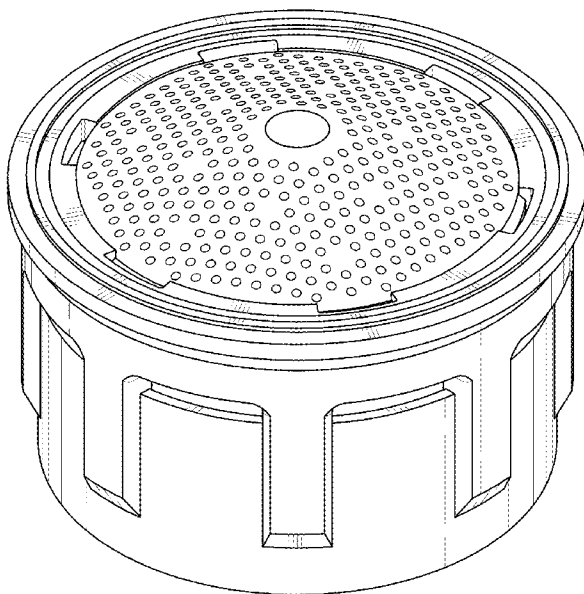
(57) **CLAIM**

The ornamental design of a low pressure, low flow stream straightener, as shown and described.

DESCRIPTION

FIG. 1 is a top plan view of a low pressure, low flow stream straightener in accordance with my design;
FIG. 2 is a top, front perspective view thereof;
FIG. 3 is a bottom view thereof;
FIG. 4 is a bottom, rear perspective view thereof; and,
FIG. 5 is an elevational view thereof.

1 Claim, 5 Drawing Sheets



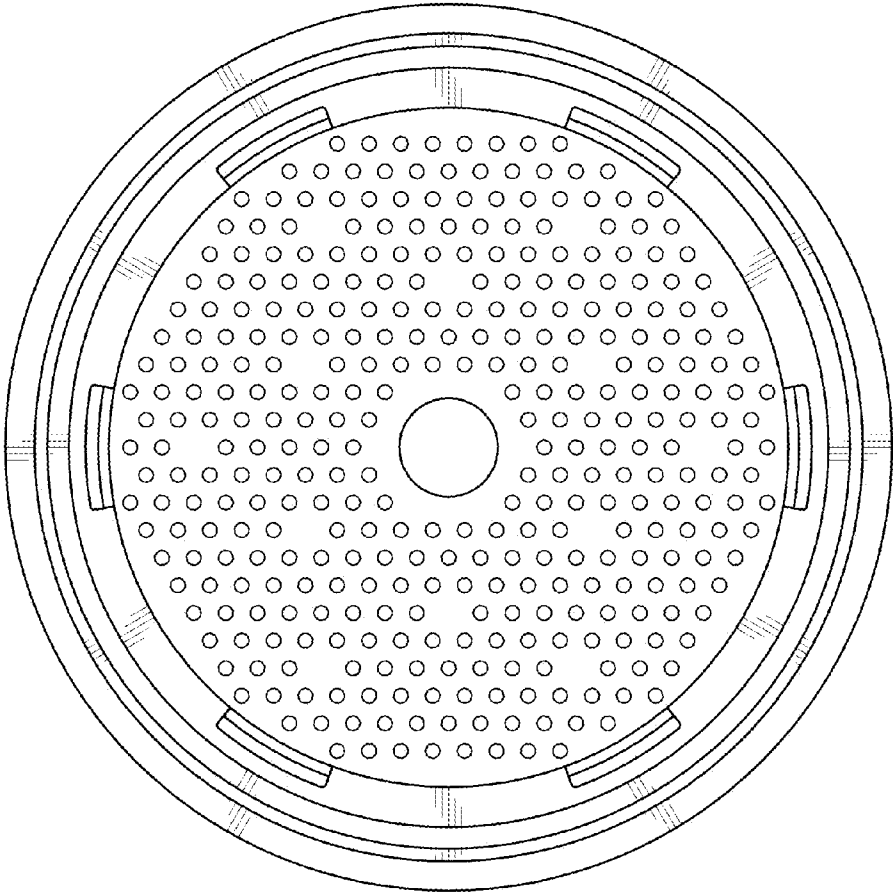


Fig. 1

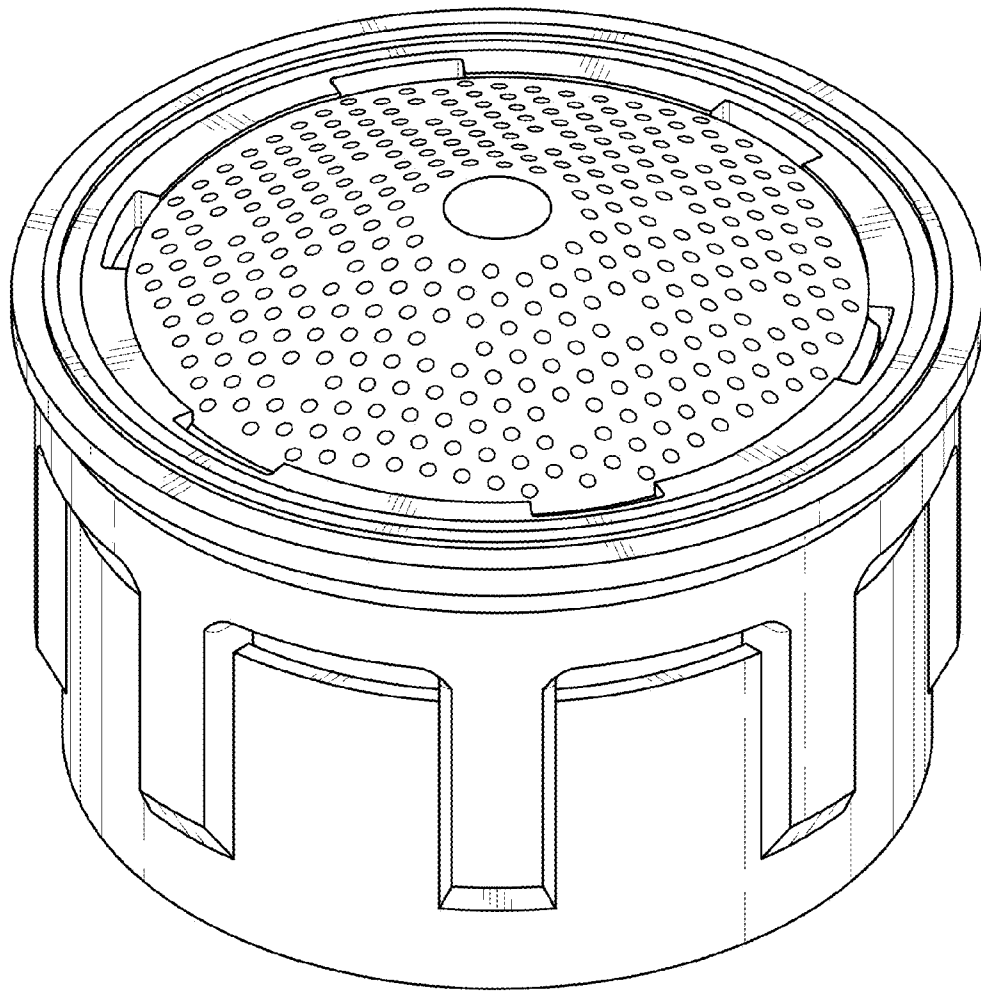


Fig. 2




Fig. 3

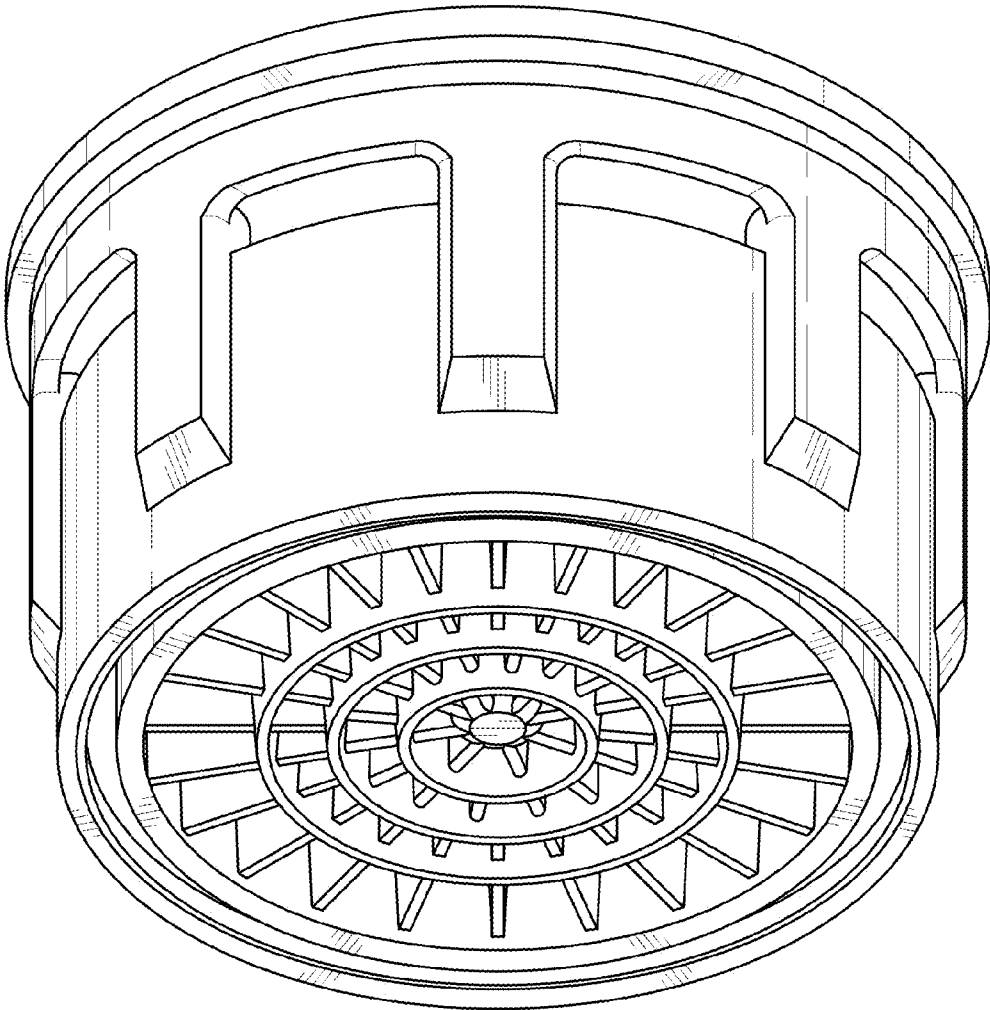


Fig. 4

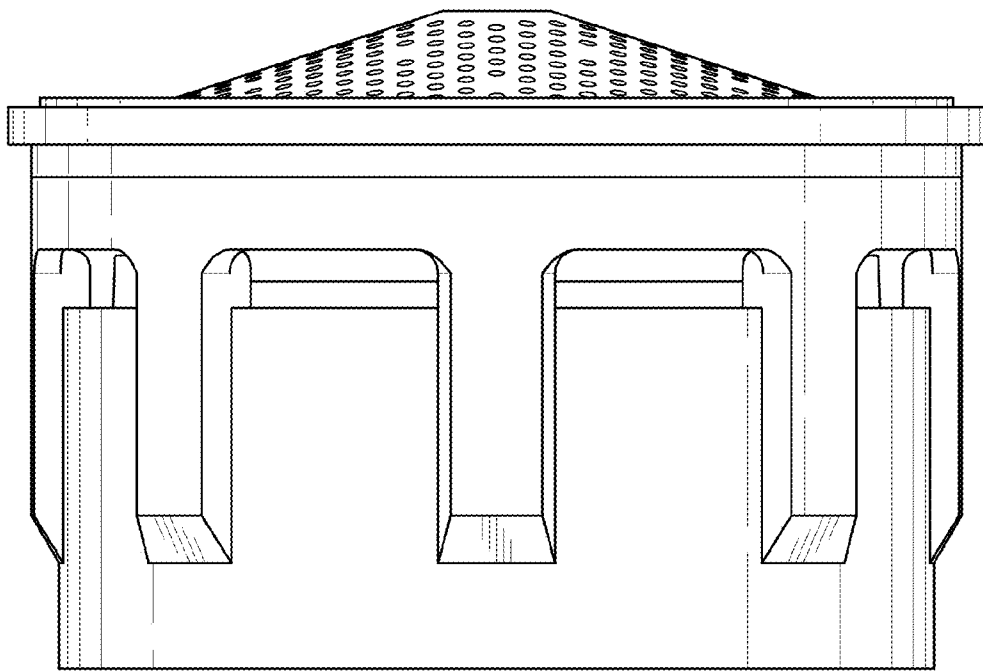


Fig. 5