

(19) World Intellectual Property
Organization
International Bureau



(43) International Publication Date
7 October 2004 (07.10.2004)

PCT

(10) International Publication Number
WO 2004/085262 A1

(51) International Patent Classification⁷: **B65C 1/04**, 9/18,
9/30, A61J 7/00, B65G 1/137

Bennets Gate, Hemel, Hempstead CW7 8EW (GB). **BE-
VAN, David** [GB/GB]; 28 Colingtree Avenue, Winsford,
Cheshire CW7 3UH (GB).

(21) International Application Number:
PCT/GB2004/001368

(74) Agent: **FRANK B. DEHN & CO.**; 179 Queen Victoria
Street, London EC4V 4EL (GB).

(22) International Filing Date: 29 March 2004 (29.03.2004)

(81) Designated States (unless otherwise indicated, for every
kind of national protection available): AE, AG, AL, AM,
AT, AU, AZ, BA, BB, BG, BR, BW, BY, BZ, CA, CH, CN,
CO, CR, CU, CZ, DE, DK, DM, DZ, EC, EE, EG, ES, FI,
GB, GD, GE, GH, GM, HR, HU, ID, IL, IN, IS, JP, KE,
KG, KP, KR, KZ, LC, LK, LR, LS, LT, LU, LV, MA, MD,
MG, MK, MN, MW, MX, MZ, NA, NI, NO, NZ, OM, PG,
PH, PL, PT, RO, RU, SC, SD, SE, SG, SK, SL, SY, TJ, TM,
TN, TR, TT, TZ, UA, UG, US, UZ, VC, VN, YU, ZA, ZM,
ZW.

(25) Filing Language: English

(26) Publication Language: English

(30) Priority Data:
0307225.3 28 March 2003 (28.03.2003) GB

(71) Applicant (for all designated States except US): **ARX
LIMITED** [GB/GB]; Unit 6, Beaumont Works, Hedley
Road, St. Albans, Herts AL1 5LU (GB).

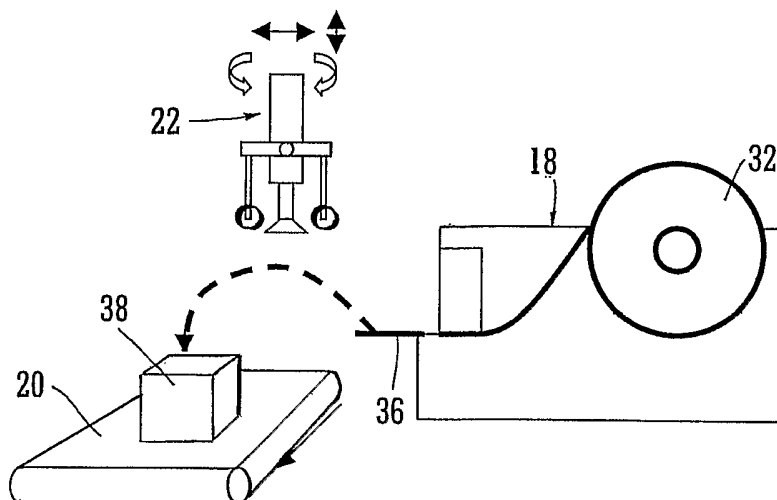
(72) Inventors; and

(75) Inventors/Applicants (for US only): **KATRITZKY,
Rupert** [GB/GB]; 6 Westbere Road, London NW2 3SR
(GB). **SIMCOX, Tom** [GB/GB]; 55 Bassett Road, Lon-
don W10 6JR (GB). **HASENFRATZ, Luc** [FR/GB]; 10

(84) Designated States (unless otherwise indicated, for every
kind of regional protection available): ARIPO (BW, GH,
GM, KE, LS, MW, MZ, SD, SL, SZ, TZ, UG, ZM, ZW),
Eurasian (AM, AZ, BY, KG, KZ, MD, RU, TJ, TM), Euro-
pean (AT, BE, BG, CH, CY, CZ, DE, DK, EE, ES, FI, FR,
GB, GR, HU, IE, IT, LU, MC, NL, PL, PT, RO, SE, SI, SK,
TR), OAPI (BF, BJ, CF, CG, CI, CM, GA, GN, GQ, GW,
ML, MR, NE, SN, TD, TG).

[Continued on next page]

(54) Title: AUTOMATED DISPENSING SYSTEM



(57) Abstract: An automated pharmaceutical dispensing system comprises a retrieval subsystem (4) for selecting and retrieving a pharmaceutical pack (38). The retrieval subsystem (4) is arranged to deliver the pack (38) to a labelling station (6). The labelling station (6) comprises a label printer (18) arranged to print a label (36) comprising information specific to a patient for whom said pharmaceutical pack (38) is intended and a label applicator subsystem (22) for applying the label (36) to the pack (38). The system further comprises a delivery subsystem (8) for delivering the pack from the labelling station to a user-accessible point. The label applicator can apply the label (36) in a way determined by a dimension of the pack (38) - e.g. at a predetermined position, predetermined orientation or across two discrete planes of the pack (38).



Published:

— *with international search report*

For two-letter codes and other abbreviations, refer to the "Guidance Notes on Codes and Abbreviations" appearing at the beginning of each regular issue of the PCT Gazette.

Automated Dispensing System

5 This invention relates to automated dispensing systems particularly those suitable for dispensing pharmaceutical preparations.

 Automated pharmacies provide a fast, accurate and efficient way of storing and dispensing pharmaceutical
10 preparations in settings such as hospitals which may be required to process many hundreds of prescription orders a day and hold a stock of thousands of different drugs in packaging having a wide variety of shapes and sizes.

 Automatic pharmacy systems such as those supplied
15 by the Applicant can be loaded with any normal size of pharmaceutical pack. The details of the pack's contents are automatically entered into the system by scanning a bar code on the pack. A look-up table of pre-stored sizes is then used to establish the dimensions of the
20 pack using the information from its bar code. Pack input modules which measure the pack being entered are also known.

 Once the size of the pack is established, the system calculates an optimum physical location for it on
25 the shelves - i.e. a location which most precisely matches the dimensions of the pack. The location is then stored in a database together with the information on the pack contents and the date of storage.

 When a particular drug is required, a request is
30 made to the system which then determines the location of the pack with the earliest storage date matching the requirement. A robotic arm physically retrieves the pack and places it on a delivery chute. Independently, details about the drug and the patient for whom it is
35 intended are sent to a printer to print a label. An operator then takes the pack from the chute and applies the label from the printer.

- 2 -

The Applicants have appreciated that whilst automated pharmacies dramatically improve speed and efficiency over a manual system and give a low error rate (e.g. typically 1 in 3,00,000), the human involvement in placing the labels on the packs inevitably leads to occasional mistakes which can increase the overall error rate to the order of 1 in 5,000. Most commonly, human error occurs as a result of several packs being delivered over a short space of time and therefore several labels being printed and an accidental transposition of the labels and packs.

It is an object of the present invention further to improve the accuracy achievable with such systems and when viewed from a first aspect the invention provides an automated pharmaceutical dispensing system comprising means for selecting and retrieving a pharmaceutical pack, said means being arranged to deliver said pack to a labelling station, wherein said labelling station comprises a label printer arranged to print a label comprising information specific to a patient for whom said pharmaceutical pack is intended, and means for applying said label to said pack; the system further comprising means for delivering said pack from the labelling station so as to be accessible to a user.

Thus it will be seen by those skilled in the art that in accordance with the present invention an automated pharmacy system is provided in which patient specific labels may be applied to packs before they are delivered to an output such as a discharge chute. This eliminates the need for human intervention in taking a label from a printer and applying to the correct pack. Not only does this decrease the operator effort required and thus potentially the number of operators required for a pharmacy of given size, but it also eliminates a significant source of potential error in an automated pharmacy system.

The production of a label with patient-specific

- 3 -

information and its application to the correct pack are made possible in accordance with the invention since the means for selecting and retrieving the pack; and the labelling station may be connected to a common control
5 system to coordinate them. In other words the labelling station "knows" what pack it is applying a label to.

When viewed from a second aspect therefore the invention provides a stock retrieval and labelling system comprising: means for retrieving an item of stock
10 in accordance with an order therefor; means for printing a label for said item with information specific to said order; means for applying said label to said item; and control means in data communication with said stock retrieval means and said label applying means such that
15 the control means is able to coordinate the retrieval of said item and application of the specific label thereto.

It will be appreciated that for a system in accordance with the invention to be of maximum practical benefit, it must be able to handle a variety of
20 different pack sizes. This could be achieved in a number of ways. For example, a label of minimal size may be used which will be small enough to be applied to all or a majority of packs. Packs for which such a label was not completely suitable could be left for an
25 operator to label or could be partially labelled, leaving the operator to complete the application of the label, trim the label etc. In such arrangements some benefit over known systems may be achieved even if the maximum potential of the invention is not realised.

30 However, the Applicants have devised a further novel feature to address the issue outlined above. Thus in preferred embodiments the means for applying the label is adapted to alter the way in which the label is applied depending upon the dimensions of the pack.
35 Again it will be appreciated that this is enabled by the overall structure of the system of the present invention which allows the labelling station to know which pack is

- 4 -

being labelled and thus in at least preferred embodiments, the dimensions of that pack.

In the most convenient embodiments, the system is arranged such that the labelling station applies the
5 label in an orientation relative to the pack which is dependent upon at least one dimension of the pack. Thus, for example and in the preferred embodiment, a label of common size is applied to all packs. For larger packs the label is simply applied flat onto the
10 upper surface of the pack, but for smaller packs it is applied across the pack and folded over at the edges. It is therefore preferred that the label applicator is adapted to apply labels onto a pack in at least two discrete planes - e.g. both horizontally and vertically.

15 Such an arrangement is both novel and inventive in its own right and thus when viewed from a further aspect the present invention provides a labelling apparatus comprising means for printing a label and means for applying said label to an object in at least two
20 discrete planes.

The selected orientation could be achieved by the means for delivering the pack to the labelling station doing so in the appropriate orientation, but preferably the labelling station is arranged to orient the pack and
25 label applicator appropriately. This is particularly advantageous as it minimises the modification required compared to the design of existing automated pharmacy systems to implement the present invention. This has benefits both for newly commissioned systems in
30 accordance with the invention and the upgrading of existing systems. The platform on which the pack to be labelled sits may be rotatable, but most preferably the label applicator is arranged to adjust its orientation.

It may be appreciated that such a labelling station
35 is novel and inventive in its own right and thus when viewed from a further aspect the invention provides a labelling station for applying a label to any of a

- 5 -

plurality of different packs comprising means for determining at least one dimension of a pack to be labelled and means for applying a label to a pack in an orientation dependent upon said determined dimension.

5 It is preferred in accordance with this aspect of the invention that the label applicator is configured to be able to apply said label onto said pack in at least two discrete planes - e.g. both horizontally and vertically.

10 As has been discussed hereinabove, the labelling station in accordance with the invention can be given information regarding the pack to which a label is to be applied, in particular its dimensions, and in some aspects/embodiments of the invention this may be used by
15 the labelling station to determine how the label is to be applied - e.g. its orientation. Preferably however the processing of the dimensions is carried out remotely and the labelling station is adapted to receive an instruction as to how the label is to be applied. This
20 allows for easy reconfiguration and allows the labelling station to be relatively "dumb".

Furthermore, it is also preferred that the label applicator is arranged to apply the label at a predetermined position on the pack, the position being
25 variable from one pack type to another. For example it may be desirable to place a label at differing positions on two packs to avoid obscuring important information which may be printed at different places on each pack. It also enables a manufacturer to specify where a label
30 should be placed on its pack - e.g. so that its trade mark remains prominent.

It will be appreciated that the considerations above are not necessarily size or shape dependent, but rather are dependent on the external pack design. Thus
35 even for two packs which have exactly the same dimensions and contain exactly the same drug, their external design may be different - e.g. they may be made

- 6 -

by different manufacturers - and thus it is desirable to be able to place a label thereon at different locations.

In preferred embodiments therefore, the system is arranged to pass information to the labelling station to enable the label applicator to apply the label in the predetermined position. The information could be passed indirectly - e.g. as a manufacturer's code, pack type etc. which the labelling station uses to find the label position from a look up table. Preferably, however, label positioning information is passed directly to the labelling station or label applicator, e.g. in the form of a labelling instruction.

The ability to determine the position of the label on the pack also enables multiple labels to be applied to a single pack which are offset from one another so that both or all are visible. Advantage could be taken of this, for example, by using a smaller size of standard label and simply using two if a large amount of matter is required to be printed on a particular pack.

As well as hardware modifications to prior art automated pharmacies, the present invention also encompasses novel and inventive software structures, and so when viewed from a further aspect, the invention provides a computer software product for enabling the automatic labelling of a pharmaceutical pack with patient-specific information, comprising means for processing a plurality of orders, each order comprising at least one piece of patient-specific information and a required drug, means for accessing a database referenced to said required drug for determining at least one dimension of a pack in which the drug is packaged, means for determining how to apply a label to said pack dependent on said pack dimension and means for giving instructions to a labelling station, said instructions including said patient-specific information and an instruction for determining how a label applicator is to apply a label to a pack.

- 7 -

Thus it may be seen that for each pack, a labelling station may be passed instructions which include both the patient-specific information to be printed on the label and instructions as to how the label should be applied. Preferably, the latter comprises a code for determining an orientation in which the label is to be applied.

It will be appreciated that the software product may be executed across a plurality of hardware elements and/or logical modules. In a preferred embodiment for example the system on which the software operates comprises an existing pharmacy information technology (IT) system which e.g. holds a patient database and is used for generating a prescription request; a robot arm subsystem which includes an inventory database recording the position, size and entry date of each pharmaceutical pack as well as controlling movement of the robot arm; and a labelling subsystem which sits between these two aforementioned systems and controls the printing and application of labels. Thus it will be appreciated that no particular hardware or operating system structure should be inferred from the definition above of the novel software product in accordance with the invention and in particular it is not essential the software is executed on a single platform.

When viewed from a further aspect the invention provides software for execution on a server or plurality of servers, comprising means for receiving an order, said order comprising at least one piece of patient-specific information and a required drug, means for interrogating a database referenced to said required drug and for receiving therefrom a determination relating to at least one dimension of a pack in which the drug is packaged, and means for giving instructions to a labelling station, said instructions including said patient-specific information and information or instructions based on said pack dimension determination

- 8 -

for determining how to apply a label to said pack.

When viewed from a yet further aspect the invention provides a computer software product adapted, when run on suitable data processing means, to receive a message
5 indicating delivery of a pack to be labelled to a labelling station and to transmit a message to said labelling station for applying a label to said pack such that said software is able to coordinate the delivery of said pack and the application of a particular label
10 thereto.

A preferred embodiment of the invention will now be described, by way of example only, with reference to the accompanying drawings in which:

Figure 1 is a schematic representation of an
15 automated pharmacy in accordance with the invention;

Figure 2 is a system diagram showing the interactions of the various subsystems;

Figure 3 is a partly schematic representation of a labelling station;

20 Figure 4 is a side view of a label applicator;

Figure 5 is a series of end views showing a label being applied to a relatively small pack;

Figure 6 is a series of side views showing a label being applied to a relatively large pack;

25 Figure 7a is a series of plan views of a pack with a label applied in various positions; and

Figure 7b is a series of views similar to Figure 7a but with the label applied in a different orientation.

Turning firstly to Figure 1, part of an automated
30 pharmacy in accordance with the invention is shown. A storage area comprising a number of shelves 2 houses a stock of pharmaceutical packs (not shown). The packs are not stored in any predetermined arrangement, but rather they are stored in the smallest available space
35 into which they will fit, when they are loaded into the pharmacy. A robot arm 4 is used to take packs and place them onto the shelves 2 when they are entered into the

- 9 -

pharmacy and subsequently to retrieve them for dispensing. The robot arm 4 is controlled by a computer which holds an inventory database recording the location of each pack as well as its size and information
5 identifying its contents. This allows the arm 4 to calculate and place each newly entered pack in the optimum location.

At one end of the shelves 2 is a labelling station 6 which will be described in greater detail hereinafter.
10 Downstream of the labelling station 6 is a dispensing chute 8 from the end of which a pharmacy assistant may obtain the dispensed pack.

The overall operation of the system will now be described with reference to Figure 2, which shows the
15 various data subsystems of the pharmacy. The user interface to the system is provided by one or more personal computers (PCS) 10 which are linked to a server 12. Each PC 10 has, in addition to the standard peripherals a backup label printer 14.

20 The pharmacy server 12 is in data communication with a further PC interface 16 which in turn is in communication with the drug-picking robot 4 and the labelling station 6.

In operation a user will enter a drug order into
25 one of the client PCS 10, which will then be sent to the pharmacy server 12. The pharmacy server 12 may include a database for all patients and therefore permit verification of the name on the drug order against the database. It may also record the order. The user may
30 create the drug order from scratch by entering all the required information such as the patient's name, the required drug, the required quantity etc., e.g. from a written prescription. Alternatively the user may be able to enter a reference to an order created elsewhere
35 on a linked system.

The pharmacy server composes a message which it transmits to the PC interface 16. The order message

- 10 -

includes the required drug form and amount, the patient's name, whether an inpatient or outpatient, the dose and any other information required for the label. The PC interface 16 translates the received order
5 message and extracts from it the information required by the robot 4 to retrieve an appropriate pack from the shelves. This information would normally comprise the drug form and amount.

The robot 4 transmits a confirmatory reply to the
10 PC interface 16 and begins to process the order by selecting from its database the longest-stored pack meeting the specified criteria to ensure strict stock rotation. In a possible alternative arrangement the robot 4 may transmit the confirmatory reply at this
15 stage, i.e. once it has been verified that the required drug is in stock, generating an error message otherwise. The selected record for the longest-stored suitable pack will include its location on the shelves and this is therefore used to direct the robot arm to the correct
20 location to enable the pack to be retrieved and carried to the labelling station 6 where it is delivered.

At the same time, once the PC interface 16 has received the confirmatory reply from the robot 4, it prepares a label printing instruction. The printing
25 instruction is prepared first by selecting a suitable template from a pre-prepared library. The template is selected on the basis of certain fields from the order message received from the pharmacy server 12, for example, whether the drug is for an in-patient or an
30 out-patient, the form of drug (e.g. tablets, liquid etc). The printing instruction is completed with patient-specific information to appear on the label such as the patient's name; the name of the drug (to enable verification that the correct label has been applied);
35 the dose and length of course where appropriate; and any additional information required.

The printing instruction may include instructions

- 11 -

for printing a bar code on the label. The bar code may encode some or all of the textual information printed on the label and/or may include additional information.

Indeed it is even envisaged in some circumstances that
5 only a bar code could be printed.

Although a library of pre-prepared label templates is available, the PC interface also has the facility for the customisation of the templates or the creation of new ones. For example this would allow a hospital to
10 add its own logo to all drugs dispensed.

The printing instruction is then sent to the labelling station where it is passed to the label printer and the label is printed.

Once the drug-picking robot 4 has delivered the
15 selected pack to the labelling station 6, it sends a message to the PC interface 16. Not only does this message notify the PC interface that the pack is ready to be labelled, but it includes the dimensions of the pack - i.e. the length, depth and width. The robot arm
20 4 retrieves this information from its database along with the pack's location before it picks it from the shelf. This means that the IT system 12 does not need to know the size of the packet or even necessarily which manufacturer it is from - this is handled by the robot
25 arm 4 and PC interface 16.

The PC interface 16 uses the dimensions of the pack to determine how the label should be applied to it. Firstly, for example, the PC interface 16 determines whether the pack has at least its length and width both
30 greater than 40 mm. If it does not it will instruct the labelling station to rotate the pack by 90° before applying the label. This will mean that the label will be applied across, rather than along the pack and will be folded down along the adjacent sides as will be
35 described below with reference to Figure 5. The dimensions may also be used to determine where on the pack the label is applied as will be described below

- 12 -

with reference to Figures 7a and 7b.

The PC interface then sends the application instructions to the label applicator at the labelling station 6. It will be appreciated that this ensures coordination between delivery of a pack to the labelling station and application of the correct individual label thereto.

The labelling station 6 is shown in more detail in Figure 3. It comprises generally a label printer 18, a conveyor belt 20 and a label applicator 22 which is shown in more detail in Figure 4.

With reference to Figure 4, the applicator 22 comprises a main shaft 24; a pair of lateral roller arms 26 with rollers 28 at the respective distal ends thereof; and a label picking head 30. The main shaft 24 may be translated in the lateral and vertical directions. It is also mounted so as to be rotatable about its axis through 90° and back.

The roller arms 26 are mutually hingedly mounted to the main shaft 24 as to be able to swing out as shown by the dashed lines in Figure 4. The rollers 28 are mounted to the arms 26 so as to be able to rotate freely. The picking head 30 is able to slide vertically into and out of the main shaft 24. It is connected to a vacuum source to allow it to pick up and subsequently release a label through the selective application of vacuum pressure.

In operation the label printer 18 first prints a label by passing a blank label from a reel 32 under an ink jet print head 34, although any known type of label printer may be used. The printed label 36 is then presented at the edge of the printer. Next, as described earlier, the pharmaceutical pack 38 is delivered by the robot arm (not shown) onto the conveyor belt 20.

Under instruction from the labelling instruction from the PC interface, the conveyor belt 20 moves the

- 13 -

pack 38 to the required position under the label applicator 22 to ensure that the label is applied at the desired point along the pack. The labelling instruction from the PC interface also causes the labelling applicator 22 to pick up the printed label 36 and transfer it to above the pack 38 at the desired point across the pack and, if necessary, the whole label applicator head rotates through 90°.

The applicator 22 then applies the label 36 to the pack 38 as may be seen in Figures 5 and 6. Figure 5 shows the applicator after it has turned through 90° and the view in Figure 5 is thus perpendicular to the conveyor belt (the latter being omitted for clarity) and so the pack 38 is seen end-on. As may be seen, the applicator 22 and label 36 move downwardly until the self-adhesive underside of the label 36 is pressed against the top face of the pack to cause it to stick.

The applicator's main shaft 24 and arms 26 then continue to move downwardly whilst the picking head 30 telescopes into the main shaft 24. Since the message from the PC interface 16 to the label applicator 22 contains the dimensions of the pack, it is not necessary for the applicator 22 to rely on resistance from the pack to telescope the picking head 30 into the main shaft 24; the height of the pack is known and so the telescoping may be initiated automatically at the appropriate position.

As will be seen from the fourth and fifth images of Fig. 5, as the main shaft 24 continues to move downwardly, the arms 26 are pushed outwardly causing the rollers 28 to roll to and then over the edges of the pack 38. This presses the label 36 right across the width of the top face and against the sides of the pack so that the label ends up stuck over the top of the pack. This allows a standard sized label to be applied to the smaller pack shown in Figure 5. The last three views in Figure 5 show the retraction of the label

- 14 -

applicator 22. The vacuum is released between the penultimate and last views to allow the head 30 to be withdrawn completely.

Figure 6 shows the application of a label 36 to a larger pack 38' which has both dimensions of the top face greater than 40 mm. It will be seen that operation of the applicator 22 is the same except that it is not rotated through 90° before being employed as was the case in the previous example. In this example the greater length of the pack 38' as compared to the width of the pack 38 in Figure 5 means that the rollers 28 simply roll across the top face of the pack 38 to apply the label 36 to that face.

In the case of the larger pack 38' the position of the label 36 on the front face of the pack may be determined. Figure 7a shows various possibilities which may be achieved by judicious positioning of the applicator 22 for lateral positioning and the conveyor belt 20 for longitudinal positioning. Figure 7b shows a further series of possibilities achievable by rotating the applicator through 90° before applying the label 36. Thus it will be appreciated that in some circumstances the applicator may be rotated through 90° even when a larger pack is being labelled.

Returning to Fig. 4, once the pack 38 has been labelled, the conveyor 20 is re-energised to eject the pack 38 from the end thereof and into a chute 8 (see Fig. 1). A user can then collect the labelled pack from the end of the chute.

If an error is encountered during the above procedure or too many requests are received at once, the pack 38 will pass through the labelling station 6 without being labelled. Alternatively the pack could be placed by the robot arm 4 onto the delivery chute 8 and thus bypass the labelling station 6. In either case the appropriate label printing instruction will be diverted to one of the external label printers 14. In other

- 15 -

words the known method of operation may be replicated. However, it will be appreciated that this will occur reasonably rarely and thus the likelihood of an error remains very low.

5 Thus what is described above is a completely automated pharmacy in which no human intervention in labelling is required and thus in which extremely low error rates may be achieved. For example experiments indicate that an error rate of the order of one in
10 twelve thousand is possible in accordance with the invention as compared to one in five thousand as is typical in known systems.

 Many variations and modification are possible within the scope of the invention. For example, only
15 one robot arm and labelling station has been described although a plurality of either may be provided as required - each under control of the PC interface. Indeed with more than one robot arm for example, the advantage of the ability of the PC interface to
20 coordinate the retrieval of drugs with application of the correct, patient-specific label their is realised to an even greater extent.

- 16 -

Claims:

1. An automated pharmaceutical dispensing system comprising means for selecting and retrieving a pharmaceutical pack, said means being arranged to deliver said pack to a labelling station, wherein said labelling station comprises a label printer arranged to print a label comprising information specific to a patient for whom said pharmaceutical pack is intended, and means for applying said label to said pack; the system further comprising means for delivering said pack from the labelling station so as to be accessible to a user.
2. A stock retrieval and labelling system comprising: means for retrieving an item of stock in accordance with an order therefor; means for printing a label for said item with information specific to said order; means for applying said label to said item; and control means in data communication with said stock retrieval means and said label applying means such that the control means is able to coordinate the retrieval of said item and application of the specific label thereto.
3. A system as claimed in claim 1 or 2 wherein the means for applying the label is adapted to alter the way in which the label is applied depending upon the dimensions of the pack to be labelled.
4. A system as claimed in claim 3 arranged such that the labelling station applies the label in an orientation relative to the pack which is dependent upon at least one dimension of the pack.
5. A system as claimed in claim 4 wherein the labelling station is arranged to orient the pack and label applicator appropriately.

- 17 -

6. A system as claimed in claim 5 wherein the label applicator is arranged to adjust its orientation.

5 7. A system as claimed in any preceding claim wherein the label applicator is adapted to apply labels onto a pack in at least two discrete planes.

10 8. A system as claimed in any preceding claim wherein the labelling station is adapted to receive an instruction as to how the label is to be applied.

15 9. A system as claimed in any preceding claim wherein the label applicator is arranged to apply the label at a predetermined position on the pack, the position being variable from one pack type to another.

20 10. A system as claimed in any preceding claim arranged to pass information to the labelling station to enable the label applicator to apply the label in the predetermined position.

25 11. A system as claimed in any preceding claim arranged to pass label positioning information directly to the labelling station or label applicator.

12. A labelling apparatus comprising means for printing a label and means for applying said label to an object in at least two discrete planes.

30 13. A system as claimed in any preceding claim arranged to apply a label of common size to all packs.

35 14. A labelling station for applying a label to any of a plurality of different packs comprising means for determining at least one dimension of a pack to be labelled and means for applying a label to a pack in an orientation dependent upon said determined dimension.

- 18 -

15. A labelling station as claimed in claim 14 wherein the label applicator is configured to be able to apply said label onto said pack in at least two discrete planes.

5

16. A computer software product for enabling the automatic labelling of a pharmaceutical pack with patient-specific information, comprising means for processing a plurality of orders, each order comprising at least one piece of patient-specific information and a required drug, means for accessing a database referenced to said required drug for determining at least one dimension of a pack in which the drug is packaged, means for determining how to apply a label to said pack dependent on said pack dimension and means for giving instructions to a labelling station, said instructions including said patient-specific information and an instruction for determining how a label applicator is to apply a label to a pack.

10
15
20

17. A software product as claimed in claim 16 wherein said instructions for determining how the label is to be applied comprise a code for determining an orientation in which the label is to be applied.

25

18. A system for executing a computer software product as claimed in claim 16 or 17 comprising an existing pharmacy information technology system comprising a patient database, said information technology system generating a prescription request; a robot arm subsystem including an inventory database recording the position, size and entry date of each pharmaceutical pack as well as controlling movement of the robot arm; and a labelling subsystem which sits between said information technology system and said robot arm subsystem and controls the printing and application of labels.

30
35

- 19 -

19. Software for execution on a server or plurality of servers, comprising means for receiving an order, said order comprising at least one piece of patient-specific information and a required drug, means for interrogating
5 a database referenced to said required drug and for receiving therefrom a determination relating to at least one dimension of a pack in which the drug is packaged, and means for giving instructions to a labelling station, said instructions including said patient-
10 specific information and information or instructions based on said pack dimension determination for determining how to apply a label to said pack.

20. A computer software product adapted, when run on
15 suitable data processing means, to receive a message indicating delivery of a pack to be labelled to a labelling station and to transmit a message to said labelling station for applying a label to said pack such that said software is able to coordinate the delivery of
20 said pack and the application of a particular label thereto.

21. A method of operating an automated pharmaceutical dispensing system selecting and retrieving a
25 pharmaceutical pack, delivering said pack to a labelling station, printing a label comprising information specific to a patient for whom said pharmaceutical pack is intended, applying said label to said pack; and delivering said pack from the labelling station so as to
30 be accessible to a user.

22. A method of retrieving and labelling stock comprising: retrieving an item of stock in accordance with an order therefor; printing a label for said item
35 with information specific to said order; applying said label to said item; including coordinating the retrieval of said item and application of the specific label

- 20 -

thereto.

23. A method as claimed in claim 21 or 22 comprising
altering the way in which the label is applied depending
5 upon the dimensions of the pack being labelled.

24. A method as claimed in claim 24 comprising the
labelling station applying the label in an orientation
relative to the pack which is dependent upon at least
10 one dimension of the pack.

25. A method as claimed in claim 24 comprising the
labelling station orienting the pack and label
applicator appropriately.
15

26. A method as claimed in claim 25 comprising the
label applicator adjusting its orientation.

27. A method as claimed in any of claims 21 to 26
20 comprising the label applicator applying a label onto a
pack in at least two discrete planes.

28. A method as claimed in any of claims 21 to 27
comprising the labelling station receiving an
25 instruction as to how the label is to be applied.

29. A method as claimed in any of claims 21 to 27
comprising the label applicator applying the label at a
predetermined position on the pack, the position being
30 variable from one pack type to another.

30. A system as claimed in any of claims 21 to 29
comprising passing information to the labelling station
to enable the label applicator to apply the label in the
35 predetermined position.

31. A method as claimed in any of claims 21 to 30

- 21 -

comprising applying a label of common size to all packs.

32. A method of automatically labelling pharmaceutical pack with patient-specific information, comprising
5 processing a plurality of orders, each order comprising at least one piece of patient-specific information and a required drug, accessing a database referenced to said required drug for determining at least one dimension of a pack in which the drug is packaged, determining how to
10 apply a label to said pack dependent on said pack dimension and giving instructions to a labelling station, said instructions including said patient-specific information and an instruction for determining how a label applicator is to apply a label to a pack.

15

33. An automated pharmaceutical dispensing system comprising:

a selecting and retrieving subsystem for selecting and retrieving a pharmaceutical pack, said
20 selecting and retrieving subsystem being arranged to deliver said pack to a labelling station, said labelling station comprising:

a label printer arranged to print a label comprising information specific to a patient for whom
25 said pharmaceutical pack is intended; and

a label applicator subsystem for applying said label to said pack;

the system further comprising a delivery subsystem for delivering said pack from the labelling station to a
30 user-accessible point.

34. A system as claimed in claim 33 wherein the label applicator subsystem is adapted to alter the way in which the label is applied depending upon a dimension of
35 the pack to be labelled.

35. A system as claimed in claim 34 arranged such that

- 22 -

the labelling station applies the label in an orientation relative to the pack which is dependent upon at least one dimension of the pack.

5 36. A system as claimed in claim 35 wherein the labelling station is arranged to orient the pack and label applicator appropriately.

10 37. A system as claimed in claim 36 wherein the label applicator is arranged to adjust its own orientation.

15 38. A system as claimed in claim 33 wherein the label applicator is adapted to apply the label onto the pack in at least two discrete planes.

39. A system as claimed in claim 33 wherein the labelling station is adapted to receive an instruction as to how the label is to be applied.

20 40. A system as claimed in claim 33 wherein the label applicator is arranged to apply the label at a predetermined position on the pack, the position being variable from one pack type to another.

25 41. A system as claimed in claim 40 arranged to pass information to the labelling station to enable the label applicator to apply the label in the predetermined position.

30 42. A system as claimed in claim 33 arranged to pass label positioning information directly to the labelling station.

35 43. A system as claimed in claim 33 arranged to apply a label of common size to all packs.

44. A labelling apparatus comprising a label printer

- 23 -

for printing a label and a label applicator adapted to apply said label to an object in at least two discrete planes.

5 45. A stock retrieval and labelling system comprising:
 a retrieval subsystem for retrieving an item of
 stock in accordance with an order therefor;
 a label printer for printing a label for said item
 with information specific to said order;
10 a label applicator for applying said label to said
 item; and
 a control subsystem in data communication with said
 retrieval subsystem and said label applicator subsystem,
 said control subsystem being arranged to coordinate
15 retrieval of said item and application of said label
 thereto.

46. A system as claimed in claim 45 wherein the label
applicator is adapted to alter the way in which the
20 label is applied depending upon a dimension of the pack
 to be labelled.

47. A system as claimed in claim 46 arranged such that
the label applicator applies the label in an orientation
25 relative to the pack which is dependent upon at least
 one dimension of the pack.

48. A system as claimed in claim 47 wherein the label
applicator subsystem is arranged to orient the pack and
30 label applicator relative to one another.

49. A system as claimed in claim 48 wherein the label
applicator is arranged to adjust its own orientation.

35 50. A system as claimed in claim 45 wherein the label
 applicator is adapted to apply the label onto the pack
 in at least two discrete planes.

- 24 -

51. A system as claimed in claim 45 wherein the labelling station is adapted to receive an instruction as to how the label is to be applied.

5 52. A system as claimed in claim 45 wherein the label applicator is arranged to apply the label at a predetermined position on the pack, the position being variable from one pack type to another.

10 53. A system as claimed in claim 52 arranged to pass information to the label applicator to enable it to apply the label in the predetermined position.

15 54. A system as claimed in claim 45 arranged to pass label positioning information directly to the labelling station.

20 55. A labelling station for applying a label to any of a plurality of different packs comprising a dimension determination subsystem for determining at least one dimension of a pack to be labelled and a label applicator subsystem for applying a label to a pack in an orientation dependent upon said determined dimension.

25 56. A labelling station as claimed in claim 55 wherein the label applicator is configured to be able to apply said label onto said pack in at least two discrete planes.

30 57. A computer software product for enabling automatic labelling of a pharmaceutical pack with patient-specific information, comprising logic for processing a plurality of orders, each order comprising at least one piece of patient-specific information and a required drug, logic
35 for accessing a database referenced to said required drug for determining at least one dimension of a pack in which the drug is packaged, logic for determining how to

- 25 -

apply a label to said pack dependent on said pack dimension and logic for giving instructions to a labelling station, said instructions including said patient-specific information and an instruction for
5 determining how a label applicator is to apply a label to a pack.

58. A software product as claimed in claim 57 wherein said instructions for determining how the label is to be
10 applied comprise a code for determining an orientation in which the label is to be applied.

59. A system for executing a computer software product as claimed in claim 57 comprising an existing pharmacy
15 information technology system comprising a patient database, said information technology system generating a prescription request; a robot arm subsystem including an inventory database recording the position, size and entry date of each pharmaceutical pack as well as
20 controlling movement of the robot arm; and a labelling subsystem which sits between said information technology system and said robot arm subsystem and controls the printing and application of labels.

25 60. Software for execution on a server or plurality of servers, comprising logic for receiving an order, said order comprising at least one piece of patient-specific information and a required drug, logic for interrogating a database referenced to said required drug and for
30 receiving therefrom a determination relating to at least one dimension of a pack in which the drug is packaged, and logic for giving instructions to a labelling station, said instructions including said patient-specific information and information or instructions
35 based on said pack dimension determination for determining how to apply a label to said pack.

- 26 -

61. A computer software product adapted, when run on suitable data processing means, to receive a message indicating delivery of a pack to be labelled to a labelling station and to transmit a message to said labelling station for applying a label to said pack such that said software is able to coordinate the delivery of said pack and the application of a particular label thereto.
62. A method of operating an automated pharmaceutical dispensing system comprising the steps of:
selecting and retrieving a pharmaceutical pack;
delivering said pack to a labelling station, said labelling station comprising a label printer and a label applicator;
said label printer printing a label comprising information specific to a patient for whom said pharmaceutical pack is intended;
said label applicator applying said label to said pack; and
delivering said pack from the labelling station to a user-accessible point.
63. A method as claimed in claim 62 comprising the step of altering the way in which the label is applied by the label applicator depending upon a dimension of the pack being labelled.
64. A method as claimed in claim 62 comprising the step of the labelling station applying the label in an orientation relative to the pack which is dependent upon at least one dimension of the pack.
65. A method as claimed in claim 62 comprising the step of the labelling station orienting the pack and label applicator appropriately.

- 27 -

66. A method as claimed in claim 62 comprising the step of the label applicator adjusting its own orientation.

5 67. A method as claimed in claim 62 comprising the step of the label applicator applying the label onto the pack in at least two discrete planes.

10 68. A method as claimed in claim 62 comprising the step of the labelling station receiving an instruction as to how the label is to be applied.

15 69. A method as claimed in claim 62 comprising the step of the label applicator applying the label at a predetermined position on the pack, the position being variable from one pack type to another.

20 70. A method as claimed in claim 62 comprising the step of passing information to the labelling station to enable the label applicator to apply the label in the predetermined position.

71. A method as claimed in claim 62 comprising the step of applying a label of common size to all packs.

25 72. A method of automatically labelling a pharmaceutical pack with patient-specific information, comprising processing a plurality of orders, each order comprising at least one piece of patient-specific information and a required drug, accessing a database
30 referenced to said required drug for determining at least one dimension of a pack in which the drug is packaged, determining how to apply a label to said pack dependent on said pack dimension and giving instructions to a labelling station, said instructions including said
35 patient-specific information and an instruction for determining how a label applicator is to apply a label to a pack.

- 28 -

73. A method of operating an automated pharmacy comprising the steps of: receiving a message indicating delivery of a pack to be labelled to a labelling station and transmitting a message to said labelling station for
5 applying a label to said pack thereby coordinating the delivery of said pack and the application of a particular label thereto.

10

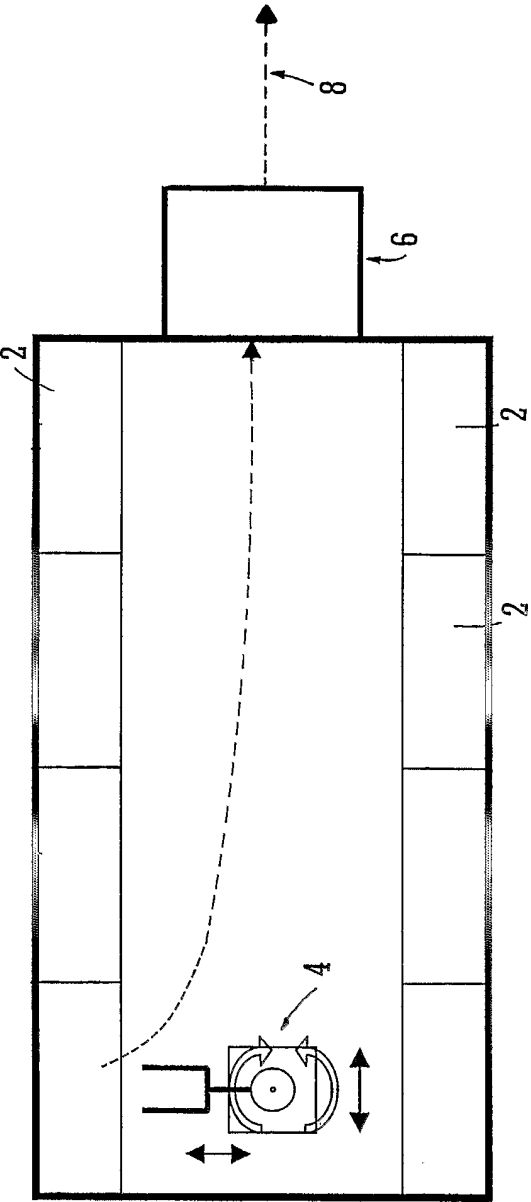


FIG. 1

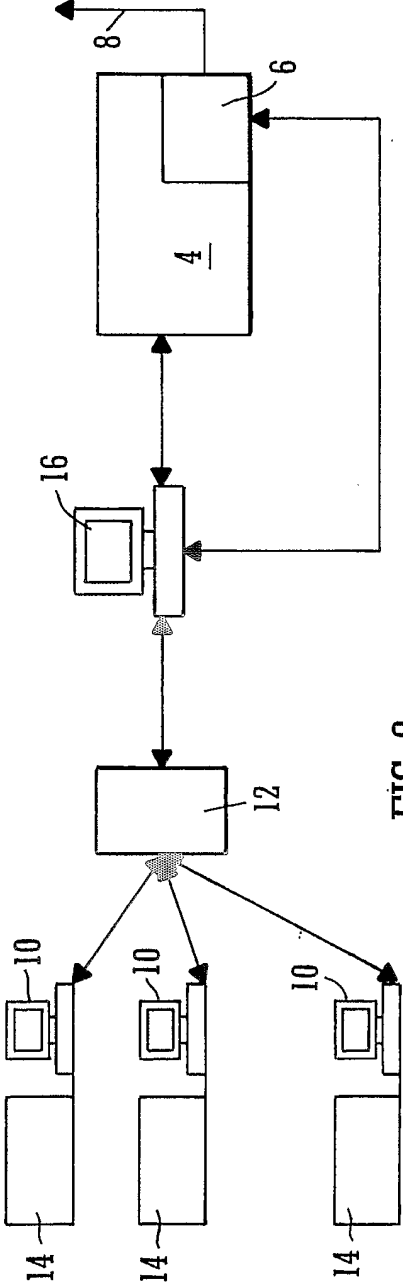
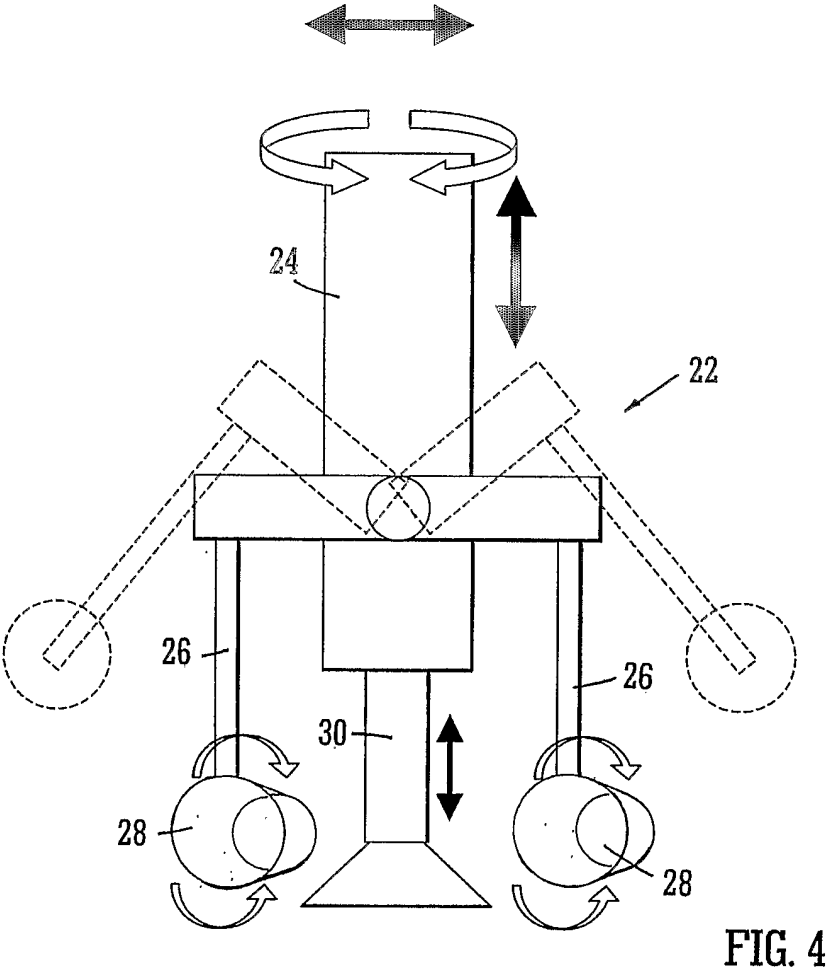
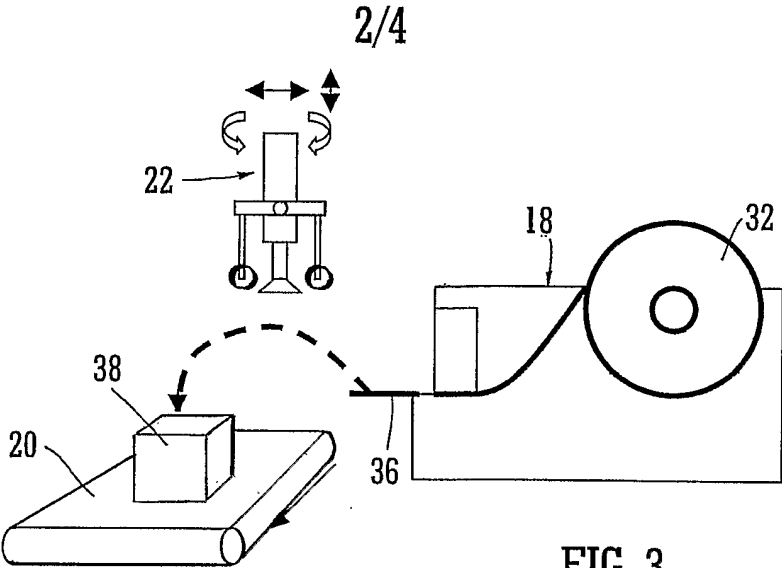


FIG. 2



3/4

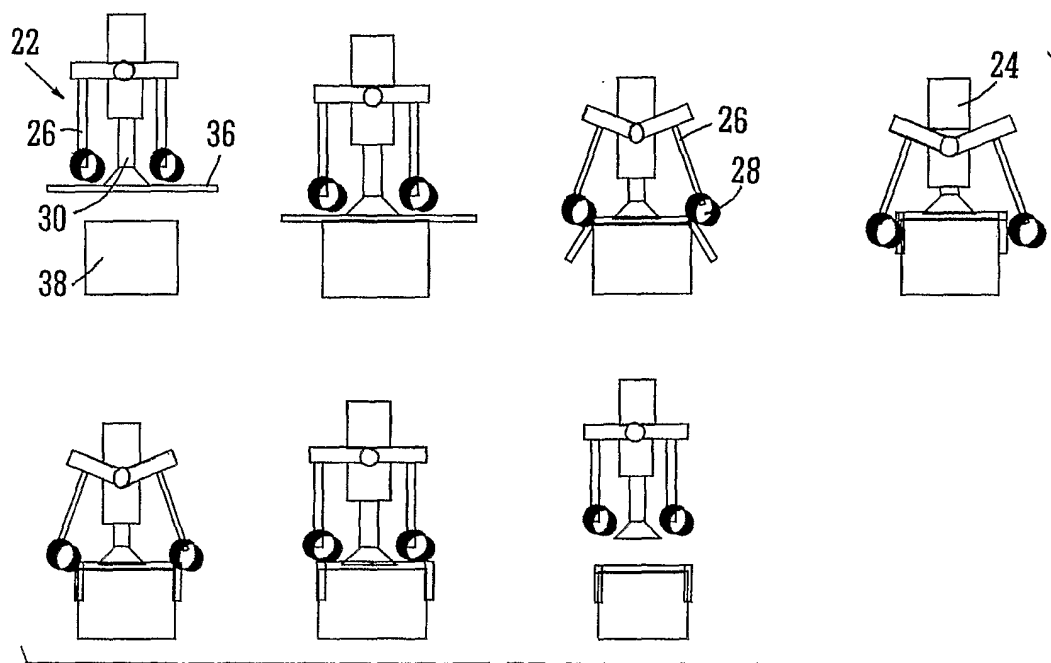


FIG. 5

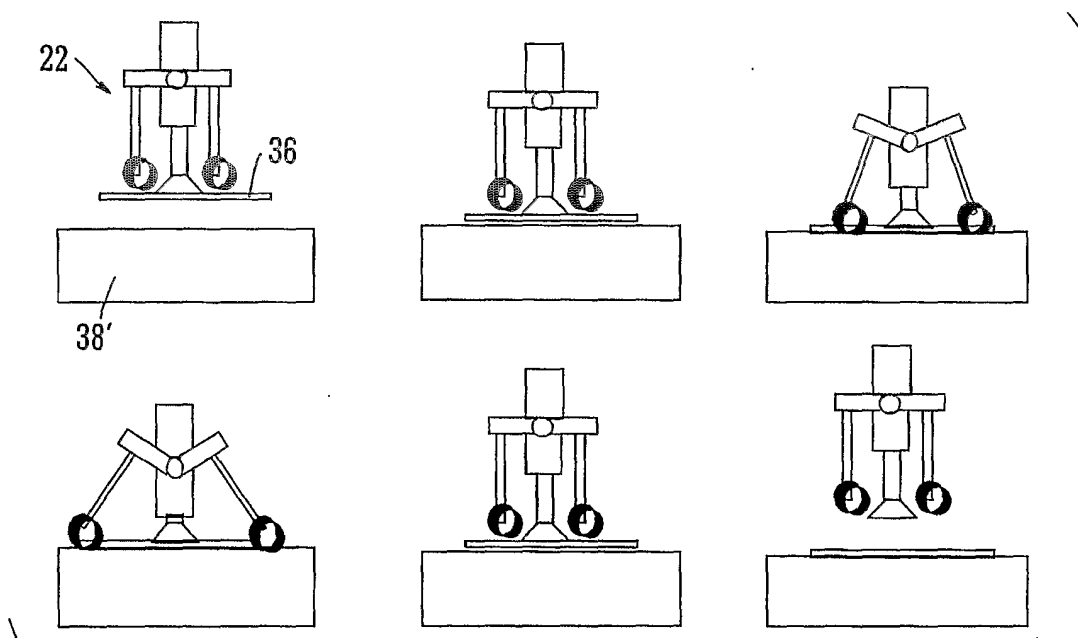


FIG. 6

4/4

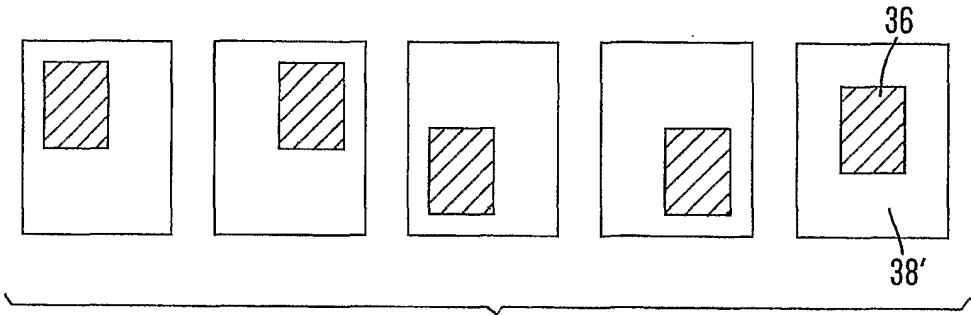


FIG. 7A

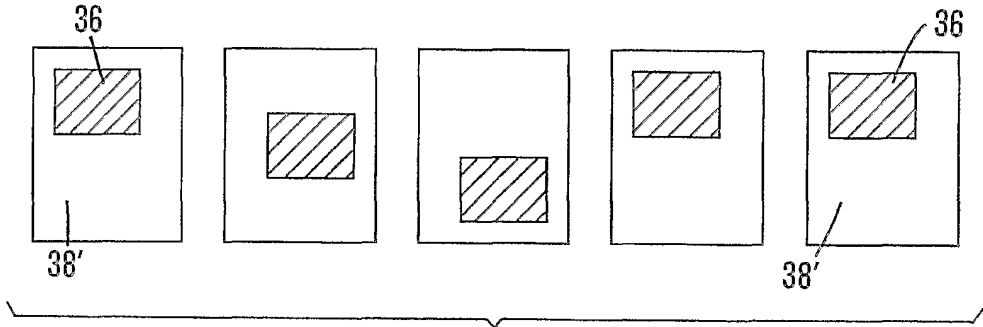


FIG. 7B

INTERNATIONAL SEARCH REPORT

International Application No
PCT/GB2004/001368

A. CLASSIFICATION OF SUBJECT MATTER

IPC 7 B65C1/04 B65C9/18 B65C9/30 A61J7/00 B65G1/137

According to International Patent Classification (IPC) or to both national classification and IPC

B. FIELDS SEARCHED

Minimum documentation searched (classification system followed by classification symbols)

IPC 7 B65C A61J B65G

Documentation searched other than minimum documentation to the extent that such documents are included in the fields searched

Electronic data base consulted during the international search (name of data base and, where practical, search terms used)

EP0-Internal

C. DOCUMENTS CONSIDERED TO BE RELEVANT

Category °	Citation of document, with indication, where appropriate, of the relevant passages	Relevant to claim No.
X	US 2002/099467 A1 (BARGH ADRIAN NEIL ET AL) 25 July 2002 (2002-07-25) paragraph '0062! paragraph '0063! paragraph '0123!	1
X	US 6 173 551 B1 (BOWMAN JR RICHARD E ET AL) 16 January 2001 (2001-01-16) abstract; figures 3,4	12
X	EP 0 473 846 A (GRAPHICO CORP) 11 March 1992 (1992-03-11) column 1, line 35 - line 44	12
A	DE 40 42 096 A (RHONE POULENC AGROCHIMIE) 4 July 1991 (1991-07-04) figure	12
	----- -/-- -----	

☒ Further documents are listed in the continuation of box C.

☒ Patent family members are listed in annex.

° Special categories of cited documents :

- *A* document defining the general state of the art which is not considered to be of particular relevance
- *E* earlier document but published on or after the international filing date
- *L* document which may throw doubts on priority claim(s) or which is cited to establish the publication date of another citation or other special reason (as specified)
- *O* document referring to an oral disclosure, use, exhibition or other means
- *P* document published prior to the international filing date but later than the priority date claimed

- *T* later document published after the international filing date or priority date and not in conflict with the application but cited to understand the principle or theory underlying the invention
- *X* document of particular relevance; the claimed invention cannot be considered novel or cannot be considered to involve an inventive step when the document is taken alone
- *Y* document of particular relevance; the claimed invention cannot be considered to involve an inventive step when the document is combined with one or more other such documents, such combination being obvious to a person skilled in the art.
- * & * document member of the same patent family

Date of the actual completion of the international search

21 June 2004

Date of mailing of the international search report

02/07/2004

Name and mailing address of the ISA

European Patent Office, P.B. 5818 Patentlaan 2
NL - 2280 HV Rijswijk
Tel. (+31-70) 340-2040, Tx. 31 651 epo nl,
Fax: (+31-70) 340-3016

Authorized officer

Martínez Navarro, A.

INTERNATIONAL SEARCH REPORT

International Application No
PCT/GB2004/001368

C.(Continuation) DOCUMENTS CONSIDERED TO BE RELEVANT		
Category *	Citation of document, with indication, where appropriate, of the relevant passages	Relevant to claim No.
A	DE 27 02 482 A (FERRERO OHG) 27 July 1978 (1978-07-27) figure 2	12
A	US 4 095 394 A (EVRARD JACQUES EDMOND MAURICE) 20 June 1978 (1978-06-20) figures 3-5	12
A	US 1 425 351 A (WEEKS CHARLES S) 8 August 1922 (1922-08-08) figure 17	12
A	US 5 713 485 A (LIFF HAROLD J ET AL) 3 February 1998 (1998-02-03) abstract	1

FURTHER INFORMATION CONTINUED FROM PCT/ISA/ 210

Continuation of Box II.2

Claims Nos.: 16-20,57-61

Rule 39.1.vi PCT

The applicant's attention is drawn to the fact that claims relating to inventions in respect of which no international search report has been established need not be the subject of an international preliminary examination (Rule 66.1(e) PCT). The applicant is advised that the EPO policy when acting as an International Preliminary Examining Authority is normally not to carry out a preliminary examination on matter which has not been searched. This is the case irrespective of whether or not the claims are amended following receipt of the search report or during any Chapter II procedure. If the application proceeds into the regional phase before the EPO, the applicant is reminded that a search may be carried out during examination before the EPO (see EPO Guideline C-VI, 8.5), should the problems which led to the Article 17(2) declaration be overcome.

INTERNATIONAL SEARCH REPORT

International Application No
PCT/GB2004/001368

Patent document cited in search report	Publication date	Patent family member(s)	Publication date
US 2002099467 A1	25-07-2002	US 6317648 B1 US 2003176942 A1 AU 732628 B2 AU 4409697 A CA 2265537 A1 EP 1009359 A1 JP 2002506358 T WO 9809598 A1	13-11-2001 18-09-2003 26-04-2001 26-03-1998 12-03-1998 21-06-2000 26-02-2002 12-03-1998
US 6173551 B1	16-01-2001	AU 3449799 A EP 1115618 A1 WO 9951500 A1	25-10-1999 18-07-2001 14-10-1999
EP 0473846 A	11-03-1992	JP 4006032 A CA 2028631 A1 EP 0473846 A1 US 5084127 A	10-01-1992 14-10-1991 11-03-1992 28-01-1992
DE 4042096 A	04-07-1991	FR 2656589 A1 DE 4042096 A1 WO 9301094 A1	05-07-1991 04-07-1991 21-01-1993
DE 2702482 A	27-07-1978	DE 2702482 A1	27-07-1978
US 4095394 A	20-06-1978	NONE	
US 1425351 A	08-08-1922	NONE	
US 5713485 A	03-02-1998	AT 225159 T DE 69624125 D1 DE 69624125 T2 EP 1226806 A2 EP 0855894 A1 US 6068156 A US 2002100762 A1 WO 9714393 A1 US 2003055531 A1 US 2003074218 A1 US 2003088333 A1 US 2003121929 A1 US 2003189058 A1 US 6283322 B1 US 5797515 A US 2002070226 A1	15-10-2002 07-11-2002 26-06-2003 31-07-2002 05-08-1998 30-05-2000 01-08-2002 24-04-1997 20-03-2003 17-04-2003 08-05-2003 03-07-2003 09-10-2003 04-09-2001 25-08-1998 13-06-2002