



US00D750545S

(12) **United States Design Patent**
Ozay et al.

(10) **Patent No.:** **US D750,545 S**

(45) **Date of Patent:** **** Mar. 1, 2016**

(54) **AIRCRAFT GUIDANCE SUBPANEL**

(71) Applicant: **EMBRAER S.A.**, São José dos Campos-SP (BR)

(72) Inventors: **Rogério Tadao Ozay**, São José dos Campos-SP (BR); **Fabiano Cypel**, São José dos Campos-SP (BR); **Guilherme Maximiliano Verhalen**, São José dos Campos-SP (BR)

(73) Assignee: **EMBRAER S.A.**, São José dos Campos—SP (BR)

(**) Term: **14 Years**

(21) Appl. No.: **29/503,113**

(22) Filed: **Sep. 23, 2014**

(51) **LOC (10) Cl.** **12-07**

(52) **U.S. Cl.**
USPC **D12/345**

(58) **Field of Classification Search**

USPC D6/336, 384, 653, 654, 665, 657, 663, D6/672, 573; D7/602, 603, 614; D12/319, D12/323, 325, 336, 345, 192, 423, 415, 416, D12/179, 180, 182; D21/436, 447, 448, D21/449, 453; D14/125–134, 307, 336, 371
CPC B64C 13/04; B64D 11/0007; B64D 11/0015; B64D 11/003; B64D 11/04; B64D 2011/0046; B64D 11/0629; B64B 1/10
See application file for complete search history.

(56) **References Cited**

U.S. PATENT DOCUMENTS

D53,630 S * 7/1919 Goodwin D12/192
D202,262 S * 9/1965 Brunger D12/192
D276,039 S * 10/1984 Tanaka D12/192
D284,751 S * 7/1986 Soederberg D12/192
D384,015 S * 9/1997 Stenger D12/192

D384,341 S * 9/1997 Hoffman D10/102
D424,002 S * 5/2000 Leschke D12/192
D456,754 S * 5/2002 Keating D12/192
D457,851 S * 5/2002 Krongold D12/345
D462,311 S * 9/2002 Krongold D12/345
D490,759 S * 6/2004 Iohara D12/192
D493,397 S * 7/2004 Tuzar D12/192
D504,856 S * 5/2005 Chao D12/192
D513,485 S * 1/2006 Pfeiffer D12/192
D515,488 S * 2/2006 Seidel D12/192
D516,482 S * 3/2006 Pfeiffer D12/192
D519,895 S * 5/2006 Akimaru D12/192

(Continued)

Primary Examiner — Robert M Spear

Assistant Examiner — Marissa J Cash

(74) *Attorney, Agent, or Firm* — Nixon & Vanderhye P.C.

(57) **CLAIM**

The ornamental design for an “aircraft guidance subpanel,” as shown and described.

DESCRIPTION

This application may be deemed related to commonly owned copending U.S. Design patent application Ser. No. 29/503, 111 entitled “Aircraft Control Panel” filed on Sep. 23, 2014, which copending application is expressly incorporated hereinto by reference.

FIG. 1 is a front environmental plan view of an aircraft guidance subpanel which embodies my new and original design therefore;

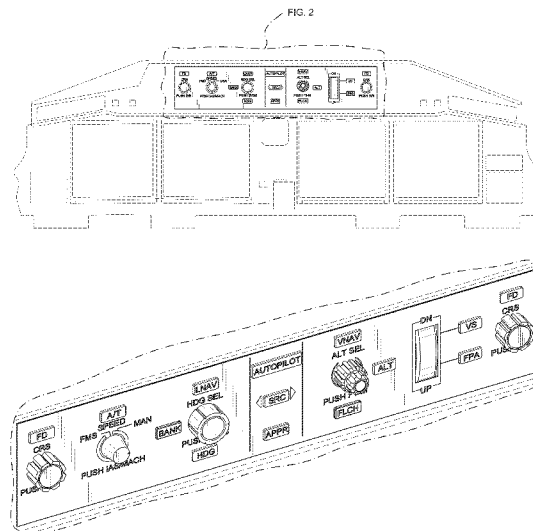
FIG. 2 is an enlarged front plan view of thereof; and,

FIG. 3 is a top left side perspective view thereof, the rear elevation view, left and right side elevation views, and top and bottom plan views being unornamented.

The broken lines in FIGS. 1-3 represent aircraft panel components in the environment of the claimed design, but which do not form part of the claimed design.

The chain line in FIGS. 1-3 represents an environmental boundary within which the claimed design is present.

1 Claim, 3 Drawing Sheets



US D750,545 S

Page 2

(56)

References Cited

U.S. PATENT DOCUMENTS

D524,208 S *	7/2006	Seidel	D12/192	7,928,863 B2 *	4/2011	Firra	B64D 43/00 340/971
D542,721 S *	5/2007	Kraus	D12/192	2003/0127557 A1 *	7/2003	Anderson	G01C 23/00 244/1 R
7,307,549 B2 *	12/2007	Firra	B64D 43/00 340/971	2010/0076628 A1 *	3/2010	Boorman	G01C 23/00 701/11

* cited by examiner

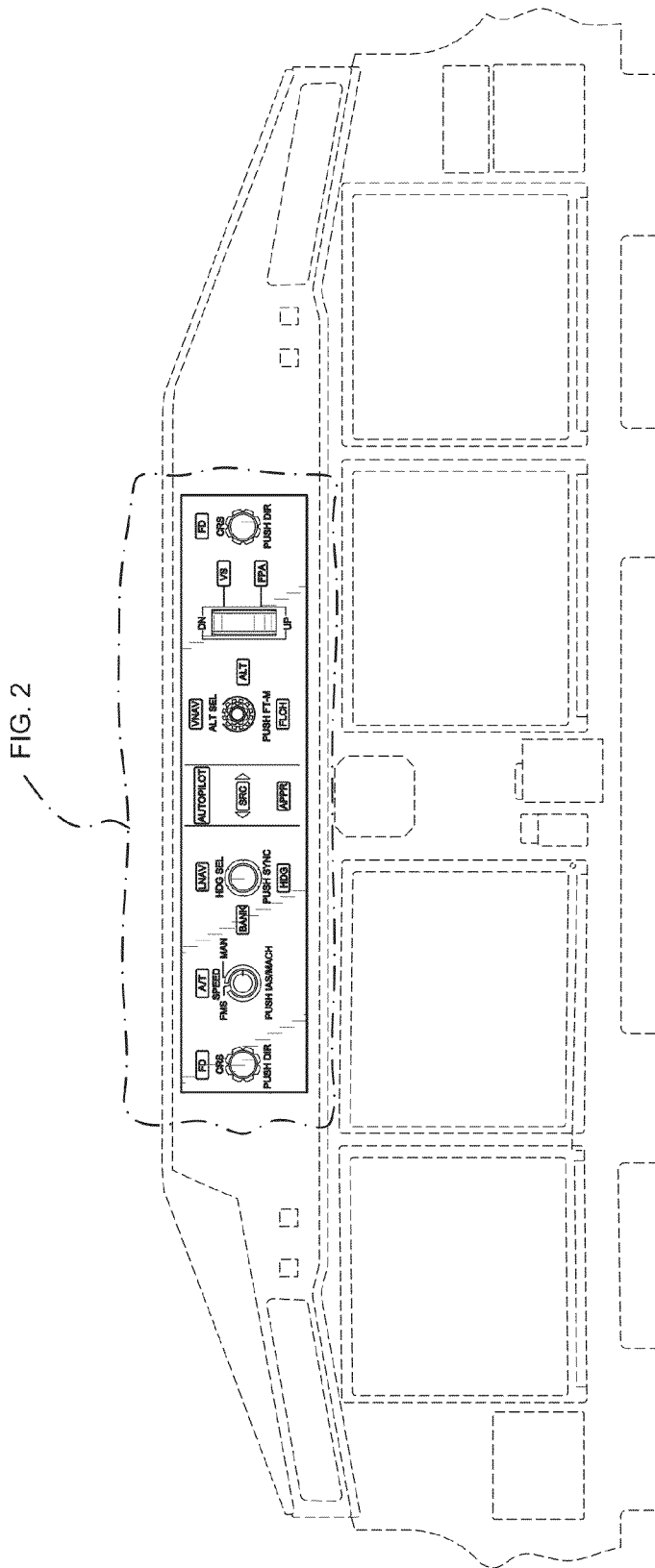


FIG. 2

FIG. 1

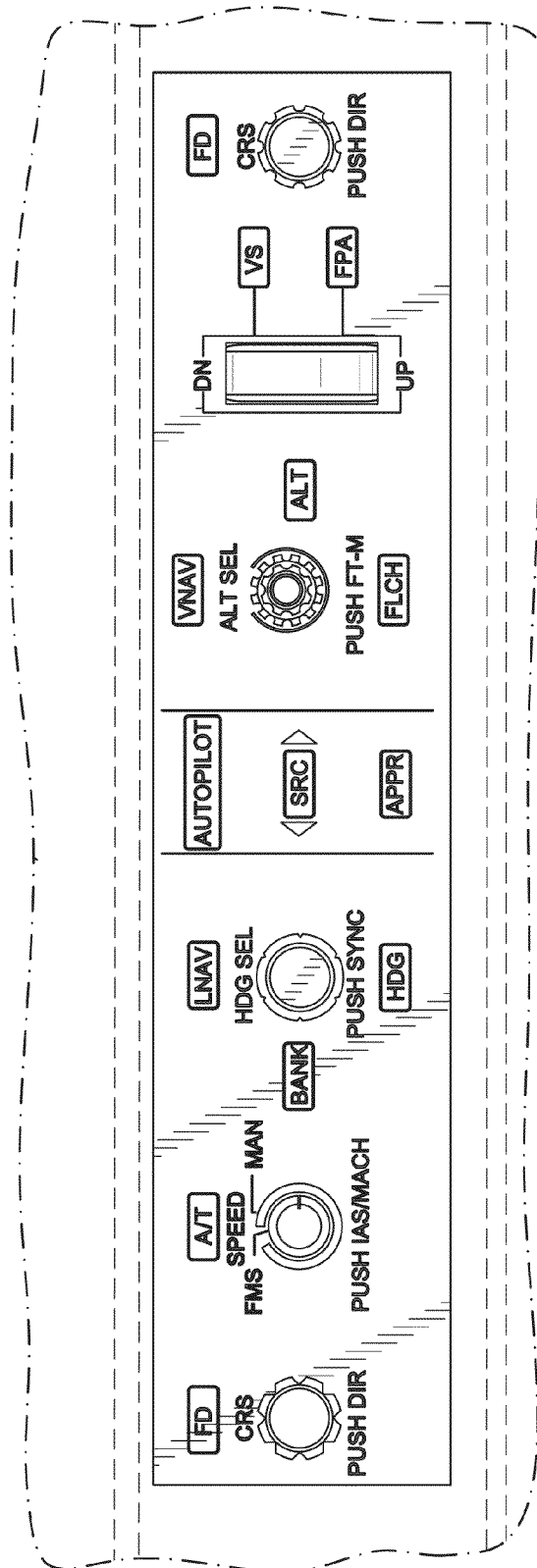


FIG. 2

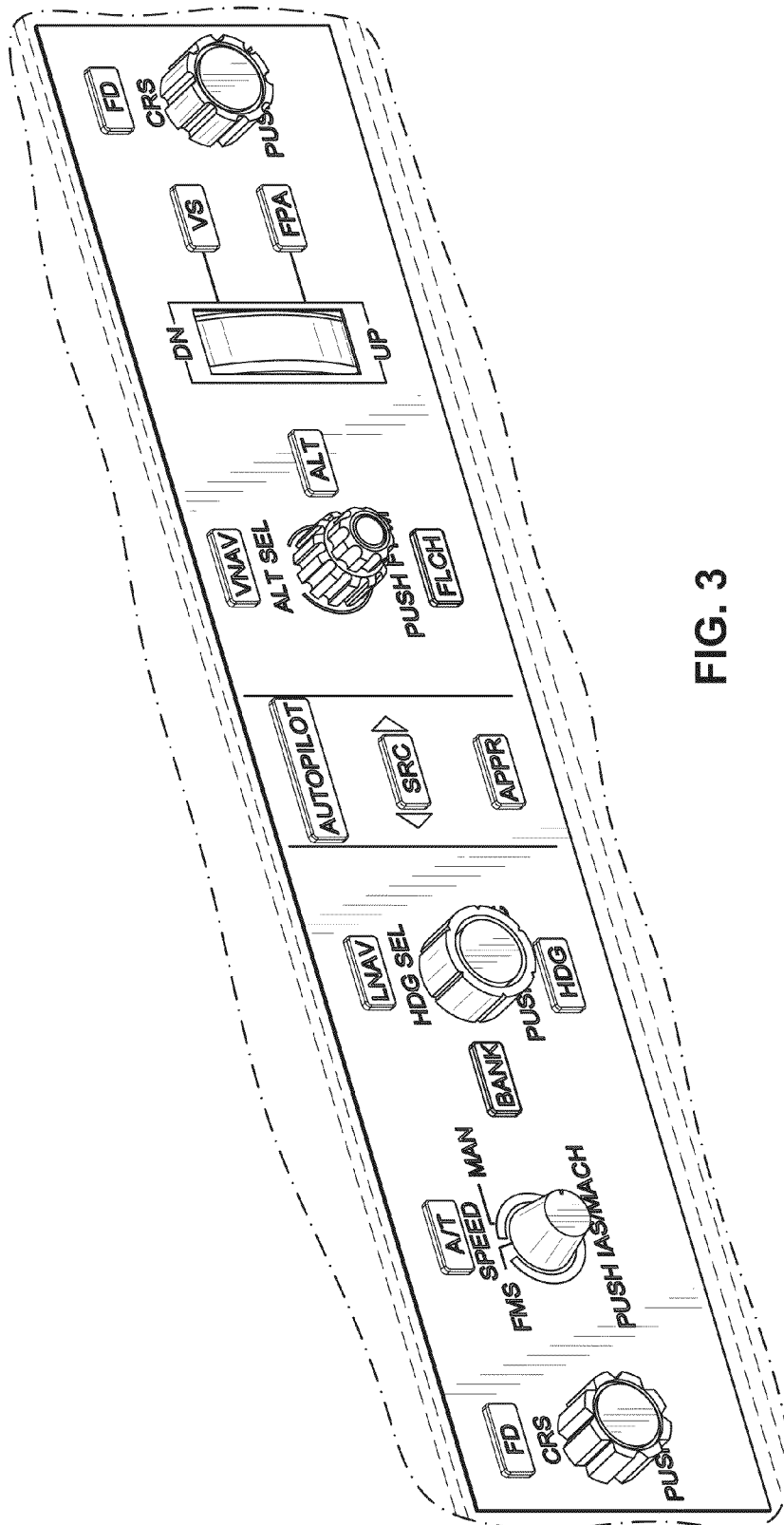


FIG. 3