



US00D728366S

(12) **United States Design Patent**  
**Toh et al.**

(10) **Patent No.:** **US D728,366 S**

(45) **Date of Patent:** **\*\* May 5, 2015**

- (54) **CAP FOR A CONTAINER**
- (71) Applicant: **Colgate-Palmolive Company**, New York, NY (US)
- (72) Inventors: **Kiat-Cheong Toh**, Forest Hills, NY (US); **Lucas Wade**, Brooklyn, NY (US)
- (73) Assignee: **Colgate Palmolive Company**, New York, NY (US)
- (\*\*) Term: **14 Years**
- (21) Appl. No.: **29/471,041**
- (22) Filed: **Oct. 28, 2013**
- (51) **LOC (10) Cl.** ..... **09-07**
- (52) **U.S. Cl.**  
USPC ..... **D9/434; D9/444**
- (58) **Field of Classification Search**  
CPC ..... C08G 18/48; C08G 18/6674  
USPC ..... D9/434-436, 443-445, 448, 453, 499, D9/522, 529, 530, 552, 555, 727, 728, 729, D9/737, 759, 773, 783; D12/86, 90, 91, D12/163, 164, 206; D14/205; 2/209; 181/129, 130, 135; 379/430, 431; 381/380, 381; 455/90.3  
See application file for complete search history.

- D478,004 S 8/2003 Cummings
- D478,507 S 8/2003 Poisson et al.
- D490,314 S 5/2004 Wadsworth et al.
- D498,670 S 11/2004 Cummings et al.
- D499,640 S \* 12/2004 Grant ..... D9/434
- D499,641 S 12/2004 Cummings et al.
- D503,892 S 4/2005 Storz et al.

(Continued)

**FOREIGN PATENT DOCUMENTS**

CA D102969 5/2004

**OTHER PUBLICATIONS**

Qponabq. Speed Stick Gear Deodorant, Only \$0.49 at Target! Jun. 11, 2014 [online], [site visited Dec. 30, 2014]. Available from Internet, <URL:http://qponabq.com/speed-stick-gear-deodorant-only-0-49-at-target/>.\*

*Primary Examiner* — Robert M Spear  
*Assistant Examiner* — Darcey E Heflin  
(74) *Attorney, Agent, or Firm* — Judy W. Chung

(57) **CLAIM**  
The ornamental design for a cap for a container, as shown and described.

**DESCRIPTION**

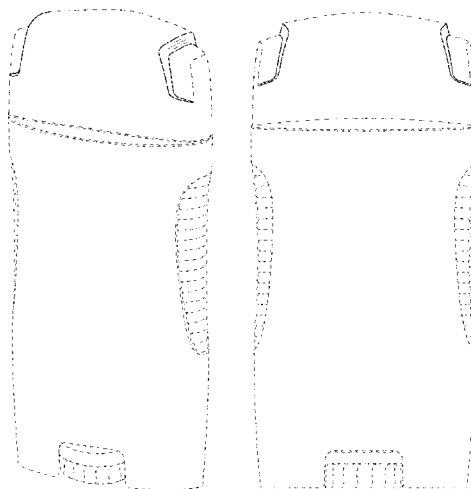
FIG. 1 is a front perspective view of a cap for a container according to the new design;  
FIG. 2 is a rear perspective view thereof;  
FIG. 3 is a front elevational view thereof;  
FIG. 4 is a rear elevational view thereof;  
FIG. 5 is a left side elevational view thereof;  
FIG. 6 is a right side elevational view thereof;  
FIG. 7 is a top plan view thereof; and,  
FIG. 8 is a bottom plan view thereof.  
The broken lines shown in the drawings are included for the purpose of illustrating environmental structure and form no part of the claimed design.

**1 Claim, 6 Drawing Sheets**

(56) **References Cited**

U.S. PATENT DOCUMENTS

1,585,407 A *	5/1926	Morin	181/135
D312,574 S	12/1990	Geiger	
D362,621 S *	9/1995	Blocker	D9/434
D368,225 S *	3/1996	Bertolini et al.	D9/444
D381,899 S	8/1997	Crawford	
D400,094 S *	10/1998	Poisson et al.	D9/729
D455,648 S	4/2002	Cummings	
D471,809 S	3/2003	Poisson et al.	
D476,887 S	7/2003	Poisson et al.	
D476,888 S	7/2003	Poisson et al.	
D477,220 S	7/2003	Poisson et al.	
D477,221 S	7/2003	Poisson et al.	



(56)

**References Cited**

U.S. PATENT DOCUMENTS

D511,094 S 11/2005 Schuller  
 D512,634 S \* 12/2005 Illenberger et al. .... D9/447  
 D524,188 S \* 7/2006 Tampi ..... D12/91  
 D529,810 S 10/2006 Davies et al.  
 D538,171 S 3/2007 Cummings et al.  
 D538,678 S 3/2007 Cummings et al.  
 D540,185 S 4/2007 Cummings et al.  
 D540,186 S 4/2007 Cummings  
 D557,641 S \* 12/2007 Davidson et al. .... D12/163  
 D566,546 S \* 4/2008 Williamson ..... D9/434  
 D568,743 S 5/2008 Kunesh et al.  
 D573,018 S 7/2008 Carnduff et al.

D582,765 S \* 12/2008 Gustafson et al. .... D9/434  
 D582,766 S \* 12/2008 Gatrost et al. .... D9/435  
 D612,726 S \* 3/2010 Glynn ..... D9/445  
 D612,727 S 3/2010 Glynn  
 D617,638 S 6/2010 Zaniewski et al.  
 D629,695 S 12/2010 Zaniewski et al.  
 D631,746 S \* 2/2011 Luburic ..... D9/443  
 D650,284 S \* 12/2011 Schriener et al. .... D9/530  
 D654,812 S 2/2012 Wade  
 D656,020 S \* 3/2012 Lee ..... D9/435  
 D656,412 S 3/2012 Carnduff et al.  
 D661,599 S 6/2012 Floyd et al.  
 D671,407 S \* 11/2012 Fay ..... D9/434  
 D683,280 S \* 5/2013 Hanson et al. .... D12/163  
 D684,558 S \* 6/2013 Hansson et al. .... D14/205

\* cited by examiner

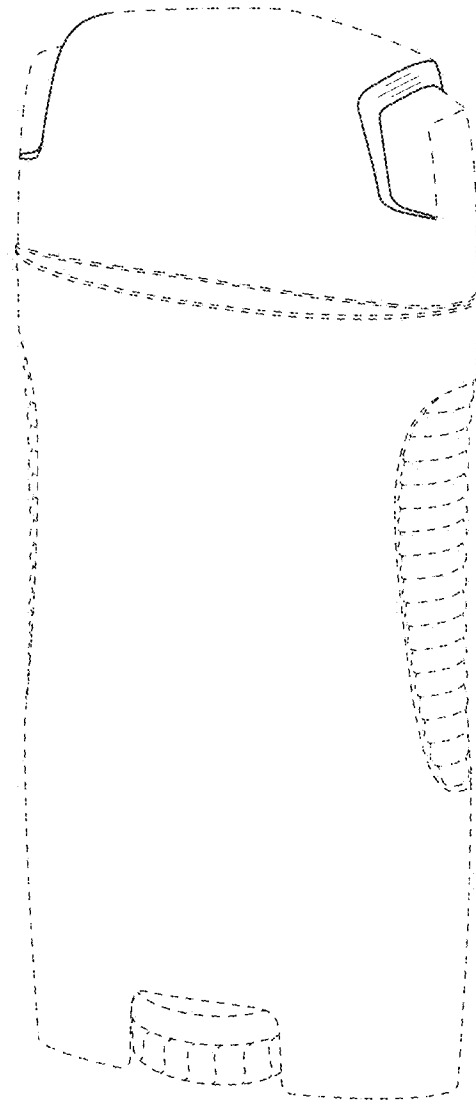


FIG. 1

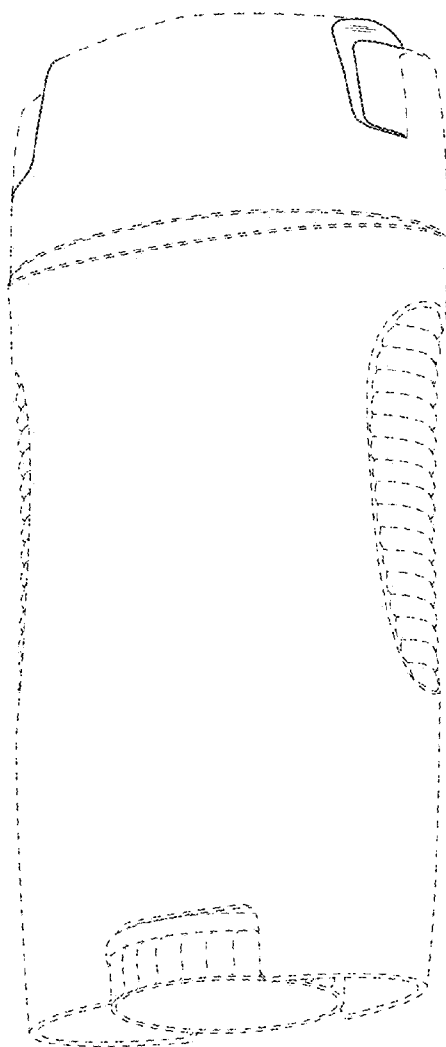


FIG. 2

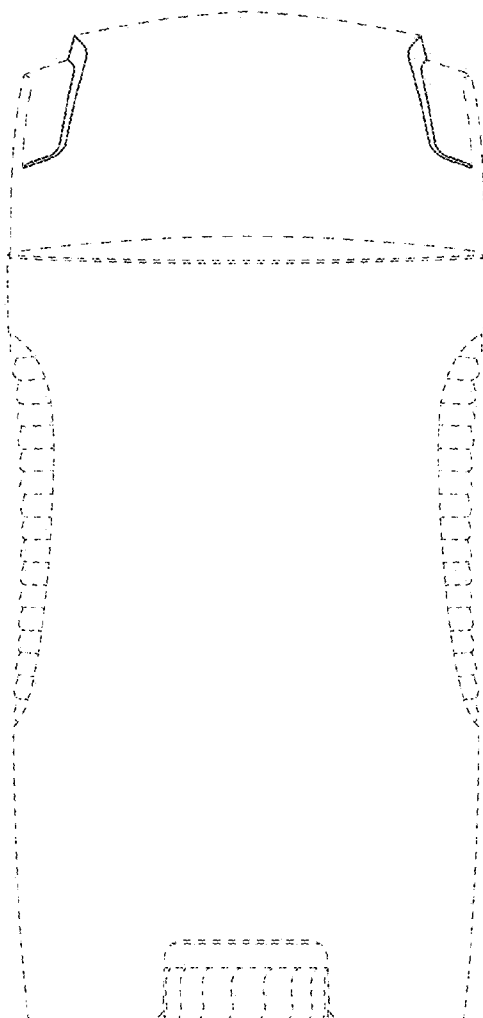


FIG. 3

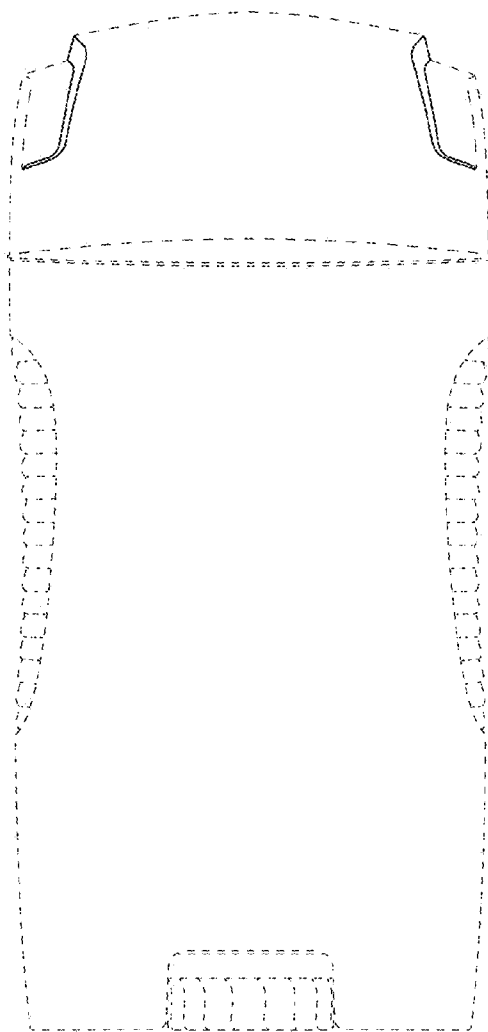


FIG. 4

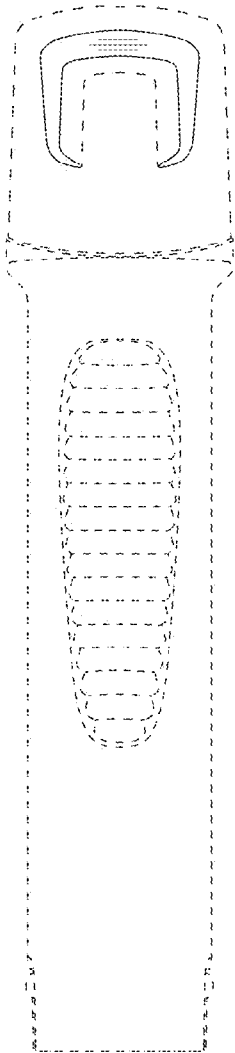


FIG. 5

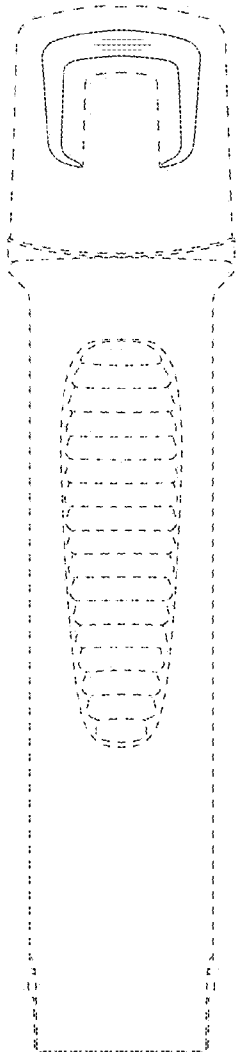


FIG. 6

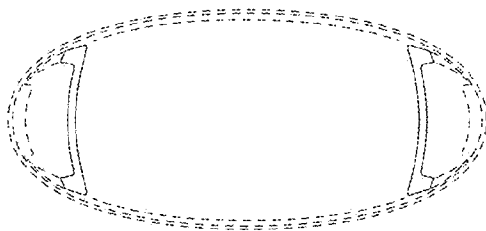


FIG. 7

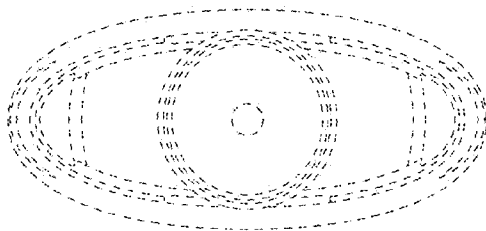


FIG. 8