



US00D401063S

**United States Patent** [19]  
**Yamamoto et al.**

[11] **Patent Number:** **Des. 401,063**  
[45] **Date of Patent:** **\*\*Nov. 17, 1998**

[54] **ZIPPERED CARRYING CASE**  
[75] Inventors: **Norman Curtis Yamamoto**, Yorba Linda; **Bruce A. Carter**, Lake Forest, both of Calif.  
[73] Assignee: **Avery Dennison Corporation**, Pasadena, Calif.  
[\*\*] Term: **14 Years**  
[21] Appl. No.: **66,778**  
[22] Filed: **Feb. 21, 1997**  
[51] **LOC (6) Cl.** ..... **03-01**  
[52] **U.S. Cl.** ..... **D3/287; D3/285; D3/290**  
[58] **Field of Search** ..... **D3/276, 285, 286, D3/287, 289, 301, 278, 290; 190/100, 110, 111, 112, 113, 114, 115**

2,146,013 2/1939 Goldblatt .  
2,318,110 5/1943 Sjobom .  
2,318,192 5/1943 Boelema, Jr. .  
2,588,152 3/1952 Newman .  
2,636,751 4/1953 Carlson .  
2,716,985 9/1955 Wolf .  
2,742,070 4/1956 Jones .  
2,755,837 7/1956 Kosek .  
3,837,680 9/1974 Cimini .  
4,865,483 9/1989 Snook .  
4,984,924 1/1991 Erlich ..... 402/4  
5,174,674 12/1992 Norwood ..... 402/73  
5,186,565 2/1993 Jack ..... 402/79  
5,219,437 6/1993 Moor ..... 281/29  
5,232,301 8/1993 Bianco ..... 402/73  
5,240,340 8/1993 Lynch et al. .... 402/79  
5,489,120 2/1996 Thornsburg ..... 281/33

*Primary Examiner*—Philip S. Hyder  
*Attorney, Agent, or Firm*—Oppenheimer Poms Smith

[56] **References Cited**  
**U.S. PATENT DOCUMENTS**

D. 298,885 12/1988 Cooper ..... D3/278  
D. 303,548 9/1989 Rexroat et al. .... D19/27  
D. 309,831 8/1990 Gibbs ..... D3/278  
D. 346,694 5/1994 Cyr et al. .... D3/287  
D. 347,521 6/1994 Elliott ..... D3/287  
D. 349,514 8/1994 Gotlund ..... D19/83  
D. 360,978 8/1995 Willard et al. .... D3/287  
D. 368,370 4/1996 Tawil ..... D3/276  
384,697 6/1888 Kelly .  
665,256 1/1901 McComb .  
676,857 6/1901 White .  
1,563,864 12/1925 Juvet .

[57] **CLAIM**

The ornamental design for a zippered carrying case, as shown and described.

**DESCRIPTION**

FIG. 1 is front, side perspective view of a zippered carrying case, showing our design;  
FIG. 2 is a front elevational view thereof;  
FIG. 3 is a right side view thereof;  
FIG. 4 is a left side view thereof;  
FIG. 5 is a rear elevational view thereof;  
FIG. 6 is a top plan view thereof; and,  
FIG. 7 is a bottom plan view thereof.

**1 Claim, 5 Drawing Sheets**

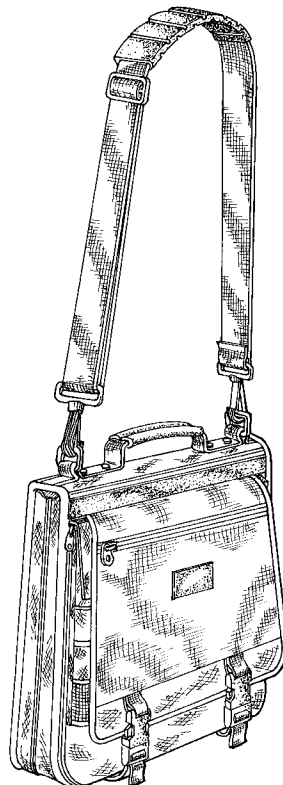


FIG. 1

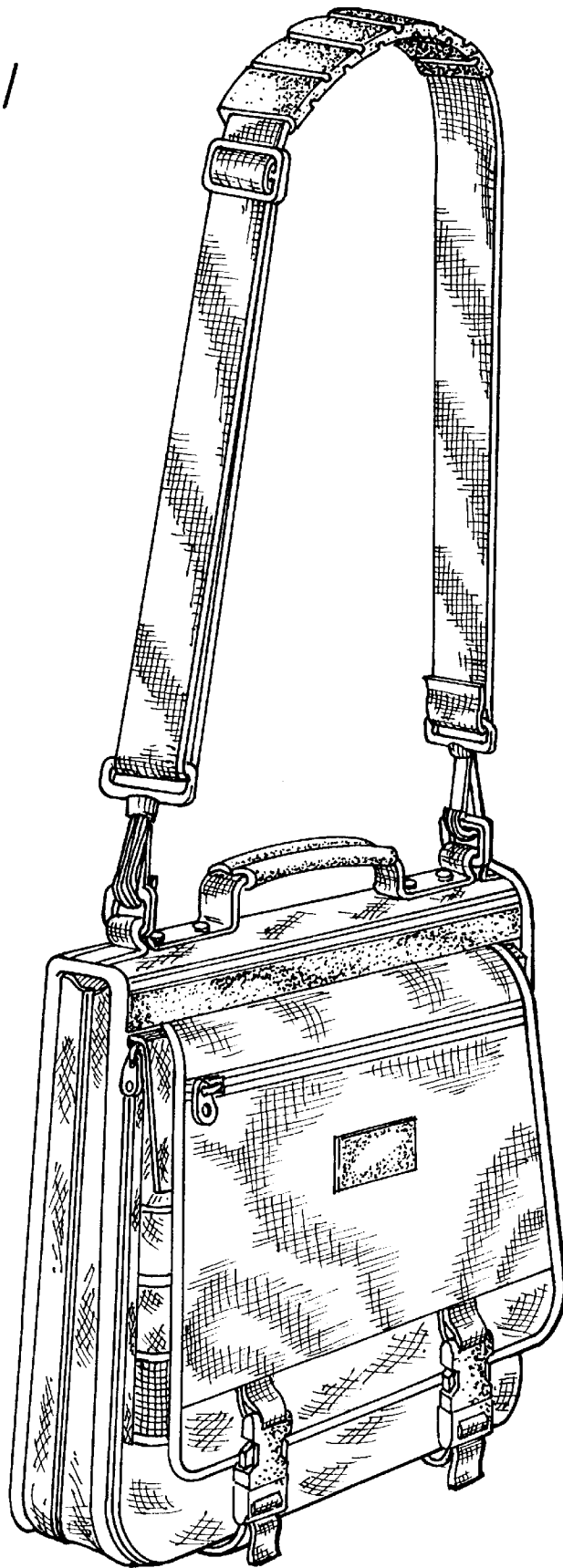


FIG. 2

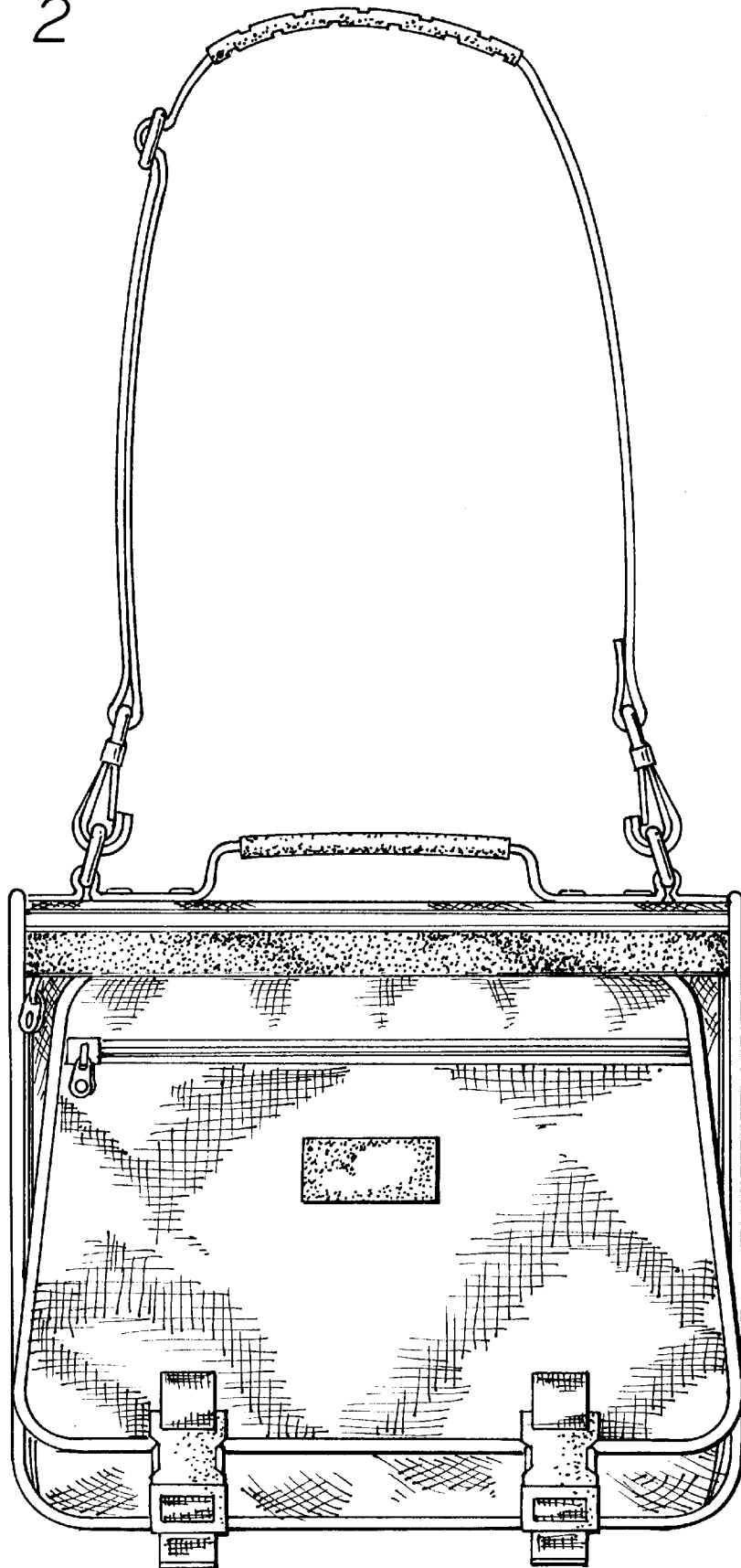


FIG. 3

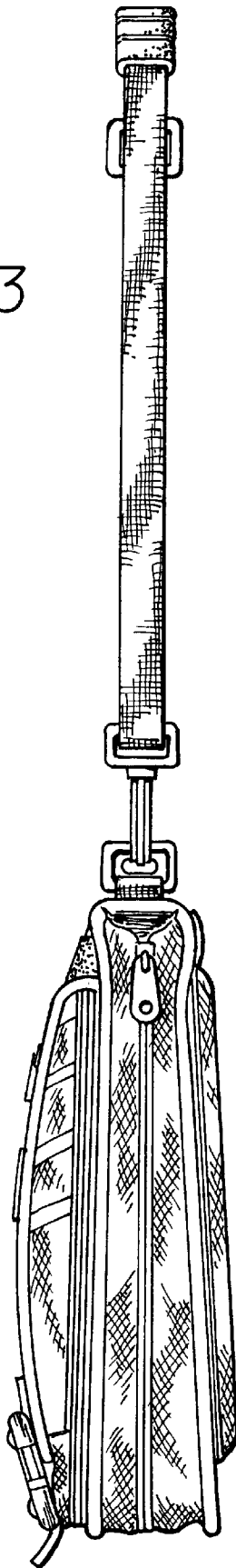


FIG. 4

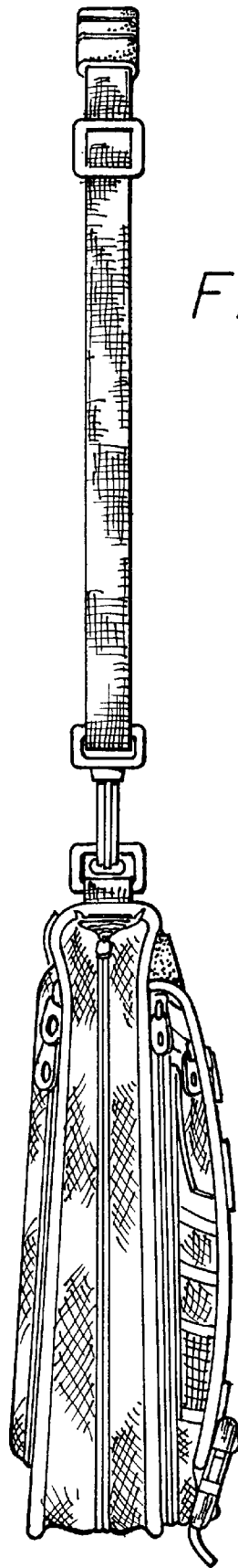


FIG. 5

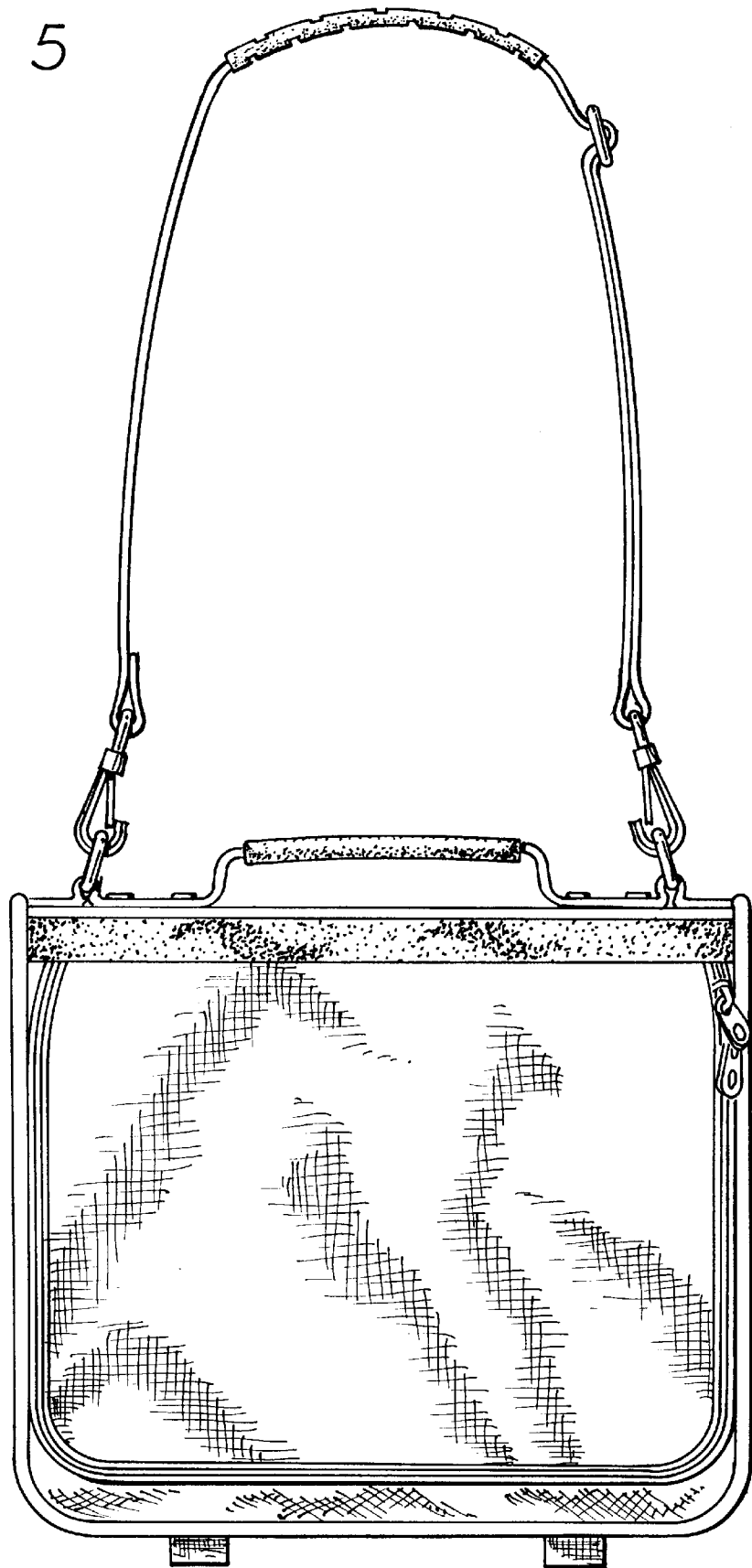


FIG. 6

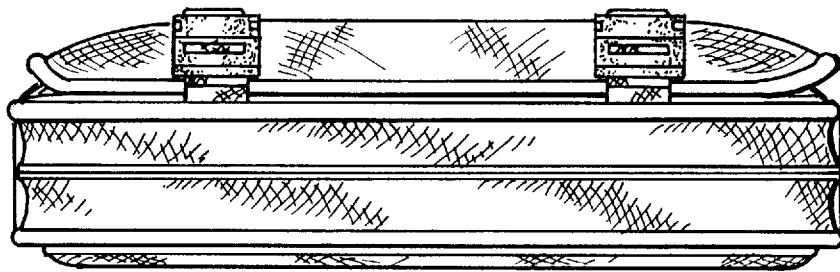
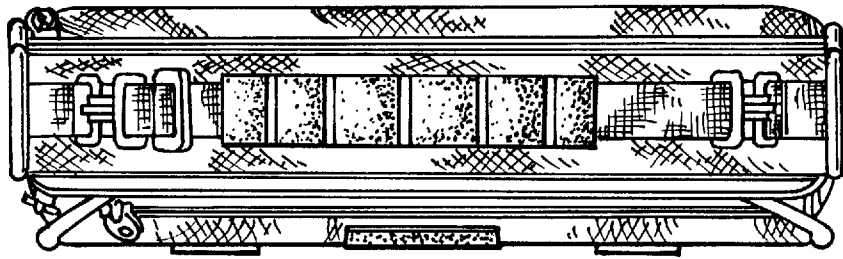


FIG. 7